

MIDTOWN MIAMI

**COMMUNITY DEVELOPMENT
DISTRICT**

January 11, 2022

BOARD OF SUPERVISORS

REGULAR MEETING

AGENDA

Midtown Miami Community Development District
OFFICE OF THE DISTRICT MANAGER
2300 Glades Road, Suite 410W•Boca Raton, Florida 33431
Phone: (561) 571-0010•Fax: (561) 571-0013•Toll-Free: (877) 276-0889

January 4, 2022

ATTENDEES:

Please identify yourself each time
you speak to facilitate accurate
transcription of meeting minutes.

Board of Supervisors
Midtown Miami Community Development District

Dear Board Members:

The Board of Supervisors of the Midtown Miami Community Development District will hold a Regular Meeting on January 11, 2022 at 2:00 p.m., at the offices of the CDD, Shops at Midtown Miami, 3401 N. Miami Avenue, 2nd floor parking garage, Suite 132, Miami, Florida 33127. The agenda is as follows:

1. Call to Order/Roll Call
2. Public Comments
3. Discussion: Dog Park at M Park
4. Consideration of Request for Estoppel in Connection with that Certain Construction, Operation and Reciprocal Easement for the Shoppes at Midtown Miami South Block North, dated April 29, 2004 and recorded in Book 22349, Page 0566 of the Official Records of Miami-Dade County (the "COREA")
5. Discussion/Consideration: Termination of Miami Midtown Owner, LLC Temporary Construction Easement and Property Restoration Agreement
6. Update: Stormwater Reporting Requirements
7. Acceptance of Unaudited Financial Statements as of November 30, 2021
8. Approval of Minutes
 - A. June 8, 2021 Regular Meeting
 - B. September 14, 2021 Public Hearings and Regular Meeting
9. Staff Reports
 - A. Operations Manager: *Deborah Samuel*
 - I. Monthly Report

II. Parking Information

- Executive Summary
- Transient Parking Year Over Year Comparison
- Revenue By Lane Reports

B. District Counsel: *Billing, Cochran, Lyles, Mauro & Ramsey, P.A.*

C. District Engineer: *Alvarez Engineers, Inc.*

D. District Manager: *Wrathell, Hunt and Associates, LLC*

I. Communication to City of Miami on TIF Status

II. NEXT MEETING DATE: February 8, 2022 at 2:00 P.M.

o QUORUM CHECK

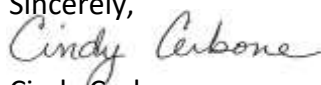
Joseph Padula	<input type="checkbox"/> IN PERSON	<input type="checkbox"/> PHONE	<input type="checkbox"/> NO
Alberto R. Vadia	<input type="checkbox"/> IN PERSON	<input type="checkbox"/> PHONE	<input type="checkbox"/> NO
Alex Miranda	<input type="checkbox"/> IN PERSON	<input type="checkbox"/> PHONE	<input type="checkbox"/> NO
Kiahna Perez	<input type="checkbox"/> IN PERSON	<input type="checkbox"/> PHONE	<input type="checkbox"/> NO
Pietro Riccobono	<input type="checkbox"/> IN PERSON	<input type="checkbox"/> PHONE	<input type="checkbox"/> NO

10. Public Comments

11. Supervisors' Requests

12. Adjournment

Should you have any questions, please do not hesitate to contact me directly at 561-346-5294 or Daniel Rom at (561) 909-7930.

Sincerely,

 Cindy Carbone
 District Manager

FOR BOARD MEMBERS AND STAFF TO ATTEND BY TELEPHONE
CALL-IN NUMBER: 1-888-354-0094
PARTICIPANT PASSCODE: 801 901 3513

MIDTOWN MIAMI
COMMUNITY DEVELOPMENT DISTRICT

3

From: [Daniel Rom](#)
To: [Daphne Gillyard](#); [Debbie Tudor](#)
Cc: [Cindy Cerbone](#); [Deborah Samuel](#)
Subject: Midtown Miami - Next agenda
Date: Thursday, November 18, 2021 3:01:48 PM
Attachments: [image001.png](#)

Please include the below email from Richard Forrest as back up for agenda item for whenever we meet next:

Discussion: Dog Park at Mid Park

Thanks,

Daniel Rom
District Manager
E-Mail: romd@whhassociates.com
Wrathell, Hunt and Associates, LLC
[2300 Glades Road, Suite 410W](#)
[Boca Raton, FL 33431](#)
Phone: 561.571.0010
Toll Free: 877.276.0889
Fax: 561.571.0013
Cell: 561.909.7930
www.whhassociates.com

Under Florida law, e-mail addresses are public records. If you do not want your e-mail address released in response to a public-records request, do not send electronic mail to this office. Instead, contact this office by phone or in writing.

WHA Logo with Title Letterhead dark grey Letters



FRAUD ALERT ---- DUE TO INCREASED INCIDENTS OF WIRE FRAUD, IF YOU RECEIVE WIRE INSTRUCTIONS FROM OUR OFFICE DO NOT SEND A WIRE.

From: Deborah Samuel <manager@midtownmiamicdd.net>
Sent: Thursday, November 18, 2021 11:42 AM
To: Cindy Cerbone <cerbonec@whhassociates.com>; Ginger E. Wald <gwald@bclmr.com>; Daniel Rom <romd@whhassociates.com>
Subject: FW: MidPark

Fyi see below

From: Forrest, Richard <RForrest@sitecenters.com>
Sent: Thursday, November 18, 2021 10:16 AM
To: Deborah Samuel <manager@midtownmiamicdd.net>
Subject: MidPark

Good Morning Deborah – just wanted to follow up to our conversation of yesterday regarding MidPark. As you know when the park was originally discussed, SITE Centers had reservations as to incorporating an enclosed dog park as part of the redevelopment. With recent changes in both SITE Centers staffing as well as the continued growth of the Midtown district, we have discussed the pros and cons of this use and feel at this time, an enclosed dog park would benefit the project. While we still have concerns (i.e., the maintenance of the park and surrounding areas as well as liability), you have provided enough information for us to approve this use. As discussed, enclosing this area does limit the ability to hold larger events so we would like to see the breezeway area between Nordstrom Rack and West Elm developed in the next fiscal year to incorporate some of the look and feel that we have in the park. This will provide an extension of the park into an area that gets very little traffic as well as providing the open space needed for larger events.

Thank you for your continued efforts to make Midtown the successful development it is.

Sincerely,

REF

Richard Forrest
VICE PRESIDENT OF PROPERTY MANAGEMENT

O: 404-504-6757

E: RForrest@sitecenters.com


SITE CENTERS
3500 Piedmont Road Suite 730
Atlanta, GA 30305
sitecenters.com • NYSE: SITC

Emergency Line: 877-225-5337

The information transmitted, including any attachments, is intended only for the person or entity to which it is addressed and may contain confidential and/or privileged material. Any review, retransmission, dissemination or other use of, or taking of any action in reliance upon, this information by persons or entities other than the intended recipient is prohibited, and all liability arising therefrom is disclaimed. If you received this in error, please contact the sender and delete the material from any computer.

MIDTOWN MIAMI
COMMUNITY DEVELOPMENT DISTRICT

4



November 8, 2021

VIA HAND DELIVERY

Midtown Miami Community Development District
210 N. University Drive, Suite 802
Coral Springs, Florida 33071
Attn: Michal Szymonowicz

With a copy to:

Billing, Cochran, Heath, Lyles, Mauro & Anderson, P.A.
888 S.E. 3rd Avenue
Fort Lauderdale, Florida 33316
Attn: Ginger Wald, Esq.

Re: Request for Estoppel in Connection with that certain Construction, Operation and Reciprocal Easement for the Shoppes at Midtown Miami South Block North, dated April 29, 2004 and recorded in Book 22349, Page 0566 of the Official Records of Miami-Dade County (the "COREA")

Dear Michal and Ginger:

On behalf of Midtown Opportunities VIII B, LLC ("Midtown"), please find, attached as Exhibit A to this letter, a proposed form of Estoppel Certificate (the "Estoppel") in connection with proposed development plans for the Residential Tract (as defined in the COREA) (the "Project").

In anticipation of developing the Project, Midtown is seeking confirmation from the Midtown Miami Community Development District ("CDD") that the Garage Access Points and Lanai Amenities (each as defined in the Estoppel), comply with the terms and conditions of the COREA.

Your expedited attention to this request would be greatly appreciated.

Very truly yours,

Midtown Development

Exhibit "A"

Estoppel

THIS INSTRUMENT WAS PREPARED BY:

Midtown Miami Community Development District
Office of District Manager
210 N. University Drive, Suite 802
Coral Springs, Florida 33071
Attn: _____

November 8, 2021

Midtown Opportunities VIII B, LLC
3301 NE 1 Ave #109
Miami, FL 33137
Attention: Alex Vadia
Email: alex@vadia.com

RE: Estoppel Certificate (the "***Estoppel***") re Plans for Parcel Identification No. 01-3125-078-0052, Miami-Dade County, Florida (the "***Property***")

Dear Ladies and Gentlemen:

The above referenced Property is located within the Midtown Miami Community Development District (the "***District***") and is subject to that certain Construction, Operation and Reciprocal Easement for the Shoppes at Midtown Miami South Block North, dated April 29, 2004 and recorded in Book 22349, Page 0566 of the Official Records of Miami-Dade County (the "***COREA***").

We have received a copy of that certain (i) Garage Agreement Proposed Lanai Amenity for the Property, dated October 22, 2021, a copy of which is attached hereto as Exhibit A (the "***Lanai Amenities***"), and (ii) Garage Agreement Proposed Access Points for the Property, dated October 22, 2021, a copy of which is attached hereto as Exhibit B (the "***Garage Access Points***"; together with the Lanai Amenities, collectively, the "***Plans***").

We have reviewed the Plans in conjunction with the COREA and hereby confirm that: (i) the Plans, including, without limitation, the access points and lanais proposed thereunder, comply with the terms of the COREA, and (ii) the CDD approves the Plans (to the extent that the CDD's approval is required in connection therewith). This Estoppel may be recorded in the Public Records of Miami-Dade County.

[signature on following page]

If you have any questions, please feel free to call me at 561-571-0010.

Sincerely,

MIDTOWN MIAMI COMMUNITY DEVELOPMENT DISTRICT

By: _____

Name:

Title:

STATE OF FLORIDA
COUNTY OF _____

The foregoing instrument was acknowledged before me by means of [] physical presence or [] online notarization this _____ day of November, 2021, by _____, _____ of the Midtown Miami Community Development District, on behalf of the district. He is personally known to me or has produced _____ (type of identification) as identification.

[NOTARIAL SEAL]

NOTARY PUBLIC

Print Name: _____


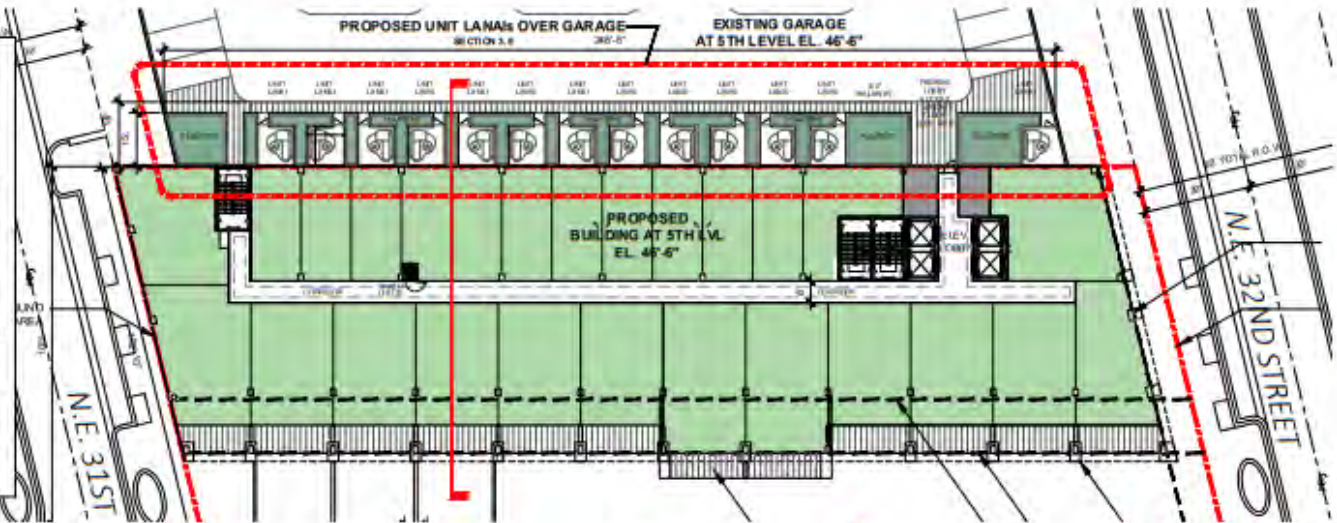
Commission No. _____

My Commission Expires: _____

Schedule 1

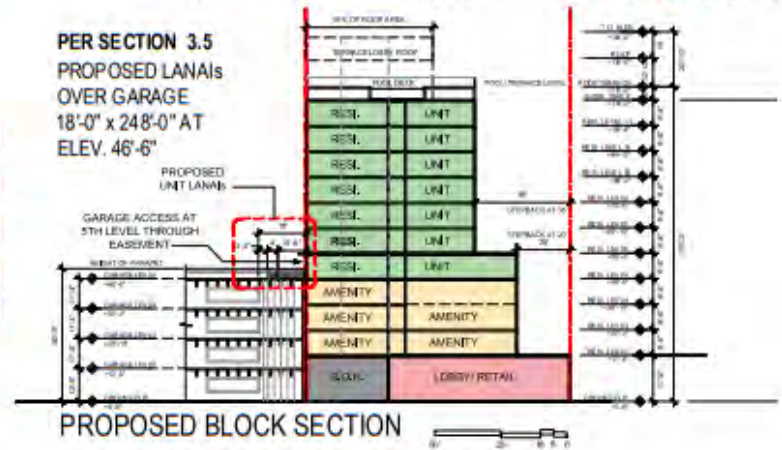
Lanai Amenities

Section 3.5 Amenity Terrace. COD Tract Owner hereby grants to Residential Tract Owner for the benefit of Residential Tract and the Residential Improvements, an exclusive easement for each Exclusive Residential Component on, over, across and through each portion of the COD Tract in which such Exclusive Residential Component is located. Such easements shall be used only for the purposes for which such Exclusive Residential Component was designed and intended, including, without limitation, that portion of the fifth level parking deck on the CDD Tract to be utilized as a swimming pool and amenity deck (the "Amenity Terrace") by Residential Tract Owner and to be constructed by Residential Tract Owner at such time as Residential Tract Owner constructs a residential building on the Residential Tract pursuant to the terms of this COREA.



ORIGINAL BLOCK SECTION

PER SECTION 3.5
 PROPOSED LANAIS
 OVER GARAGE
 18'-0" x 248'-0" AT
 ELEV. 46'-6"



PROPOSED BLOCK SECTION

ARQUITECTONICA

3900 SW 8th Street, Miami, FL 33135
 T: 305.272.1818 F: 305.321.1175
 ALL DRAWINGS AND NOTICES ARE PROPERTY OF ARQUITECTONICA ARCHITECTURAL CORP. NO PHOTOS, TRANSMISSIONS, REPRODUCTIONS OR DISTRIBUTION (INCLUDING BY ANY FORM OR MEANS) OF THIS DOCUMENT OR IN PART ARE TO BE MADE WITHOUT THE EXPRESS WRITTEN AUTHORIZATION OF ARQUITECTONICA ARCHITECTURAL CORP. OR THE ARCHITECT. DESIGN OR CONSTRUCTION SHALL BE SUBJECT TO THE REVIEW AND APPROVAL OF ALL APPLICABLE LOCAL, STATE AND FEDERAL AGENCIES AND ALL APPLICABLE REGULATIONS. THE DATA INDICATED AT THE BEGINNING OF EACH DRAWING IS THE PROPERTY OF ARQUITECTONICA ARCHITECTURAL CORP. AND SHALL BE KEPT SECRET THROUGHOUT THE COURSE OF THE PROJECT BY THE DEVELOPER AND THE ARCHITECT. NO PART OF THIS DOCUMENT SHALL BE REPRODUCED OR TRANSMITTED IN ANY FORM OR BY ANY MEANS, ELECTRONIC OR MECHANICAL, INCLUDING PHOTOCOPYING, RECORDING, OR BY ANY INFORMATION STORAGE AND RETRIEVAL SYSTEM, WITHOUT THE WRITTEN PERMISSION OF ARQUITECTONICA ARCHITECTURAL CORP.

MIDTOWN RESIDENCES
 90 NE 32ND STREET
 MIAMI, FL 33127

GARAGE AGREEMENT
PROPOSED LANAI AMENITY

DATE:
 10/22/2021

A0-08

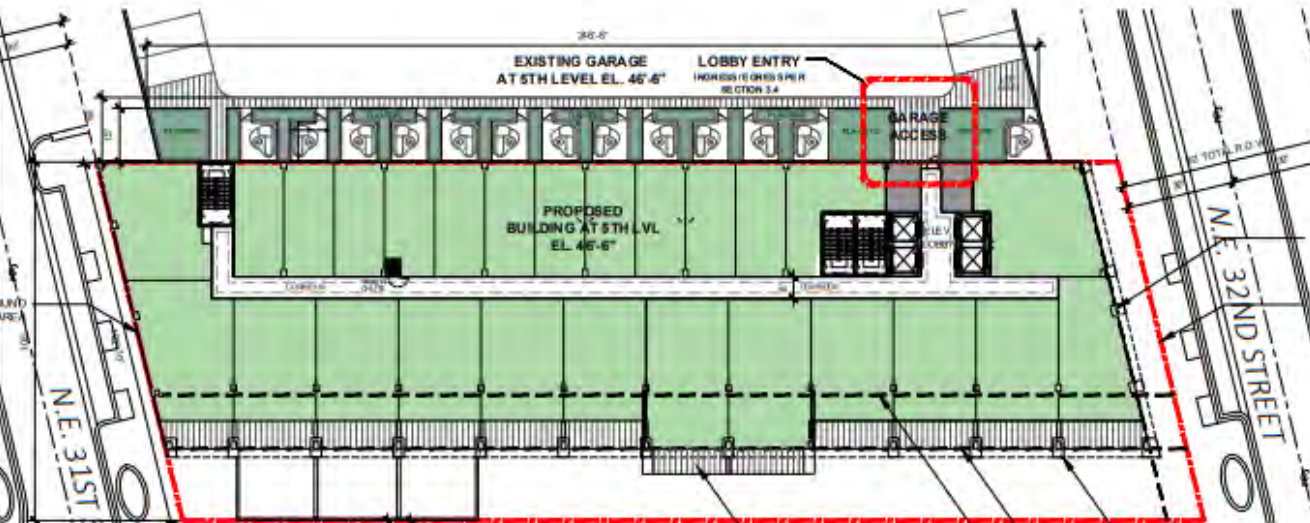
SCALE:

Schedule 2

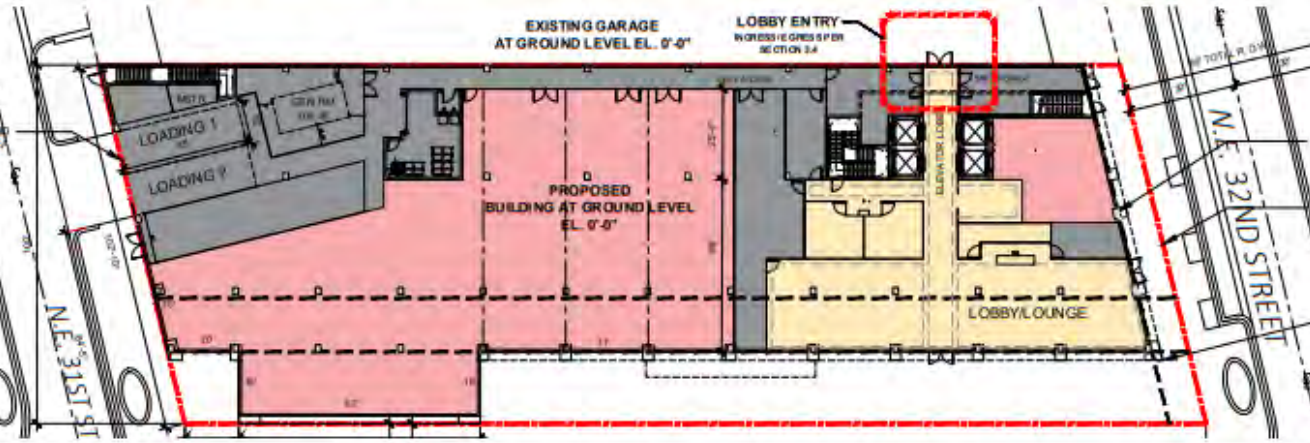
Garage Access Points

Section 3.4 Ingress, Egress and Parking.

Owners acknowledge and agree that the CDD intends to own and operate the CDD Tract for public purposes in accordance with Section 190 of Florida Statute, and more specifically as a public garage, public sidewalks and public open in the event that the CDD Owner shall at any time be a party other than the CDD, CDD Owner hereby grants to Retail Tract Owner and Residential Tract Owner, and, their respective Occupants and Permittees, a nonexclusive easements for ingress, egress and parking in locations identified therefor throughout the CDD Parcel, and the CDD Tract Owner hereby covenants and agrees to operate the CDD Tract as a parking garage and public sidewalks and common area in the manner customary for comparable parking garages and public common area in the Greater Miami area and in accordance with the terms of Section 7 of this COREA.



PER SECTION 3.4
PROPOSED GARAGE INGRESS/
EGRESS AT ROOF LEVEL ELEV.
46'-6" AND GROUND LEVEL 0'-0"



ARQUITECTONICA

3300 Oak Avenue, Miami, FL 33133
T 305.571.1810 F 305.571.1175
ALL DIMENSIONS ARE THE PROPERTY OF ARQUITECTONICA ARCHITECTURAL CORP. NO PORTION THEREOF MAY BE REPRODUCED OR TRANSMITTED IN ANY FORM OR BY ANY MEANS, ELECTRONIC OR MECHANICAL, WITHOUT THE WRITTEN PERMISSION OF ARQUITECTONICA ARCHITECTURAL CORP. ORIGINATOR'S RECORD IS SUBJECT TO THE REVIEW AND APPROVAL OF ALL APPLICABLE LOCAL AGENCIES AND ALL APPLICABLE FEDERAL AND STATE LAWS. THE DATA INCLUDED IN THIS STUDY IS CONCEPTUAL IN NATURE AND SHALL NOT BE USED FOR ANY PURPOSES OUTSIDE OF THE PROJECT DEVELOPMENT BY THE APPLICABLE AGENCIES. ARQUITECTONICA ARCHITECTURAL CORP. DOES NOT WARRANT THE ACCURACY OF THE INFORMATION PROVIDED HEREIN.

MIDTOWN RESIDENCES
90 NE 32ND STREET
MIAMI, FL 33127

GARAGE AGREEMENT
PROPOSED ACCESS POINTS

DATE:
10/22/2021

A0-07

SCALE:

MIDTOWN MIAMI
COMMUNITY DEVELOPMENT DISTRICT

5

From: [Daniel Rom](#)
To: [Daphne Gillyard](#)
Cc: [Cindy Cerbone](#)
Subject: FW: Miami Midtown 5 - Tract E
Date: Friday, January 7, 2022 9:13:43 AM
Attachments: [Temporary Easement - Midtown 5.pdf](#)
[image001.png](#)
[Termination of Temporary Easement and Property Restoration Agreement - Midtown 5.DOC](#)

Good morning Daphne,

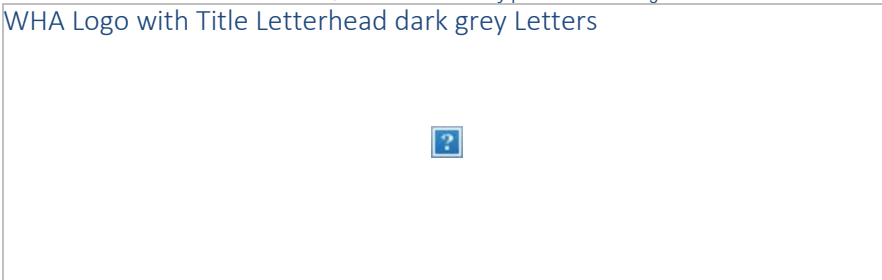
Please include the below email and two attachments for back up. Ginger confirmed this morning she's fine with the draft Termination Agreement. This was the last item we were waiting on to finalized the packet.

Thanks,

Daniel Rom
District Manager
E-Mail: romd@whhassociates.com
Wrathell, Hunt and Associates, LLC
[2300 Glades Road, Suite 410W](#)
[Boca Raton, FL 33431](#)
Phone: 561.571.0010
Toll Free: 877.276.0889
Fax: 561.571.0013
Cell: 561.909.7930
www.whhassociates.com

Under Florida law, e-mail addresses are public records. If you do not want your e-mail address released in response to a public-records request, do not send electronic mail to this office. Instead, contact this office by phone or in writing.

WHA Logo with Title Letterhead dark grey Letters



FRAUD ALERT ----- DUE TO INCREASED INCIDENTS OF WIRE FRAUD, IF YOU RECEIVE WIRE INSTRUCTIONS FROM OUR OFFICE DO NOT SEND A WIRE.

From: Murphy, James M. <JMurphy@schiffhardin.com>
Sent: Thursday, December 16, 2021 7:50 PM
To: Daphne Gillyard <gillyardd@whhassociates.com>
Cc: McGuinness, Christine A <cmcguinness@schiffhardin.com>
Subject: Miami Midtown 5 - Tract E

Hi Ms. Cerbone,

We represent SE Midtown 5 LLC, successor to Miami Midtown Owner, LLC with respect to Tract E referenced in the attached Temporary Construction Easement and Property Restoration Agreement dated February 10, 2015 (the "Agreement"). Pursuant to Paragraph 5 of the Agreement, the easement expired after 21 months and the certificate of occupancy for the property was issued evidencing that all restoration work was satisfactorily completed. However, the Agreement must be formally terminated to be removed from title. We are refinancing the property and would like to so terminate the Agreement. If you are agreeable, we can send a termination agreement for the District to review and execute.

Very truly yours,
Jim

James M. Murphy

Associate

jmurphy@schiffhardin.com

d +1.312.258.5530 | f +1.312.258.5600

[Schiff Hardin LLP](#)

233 South Wacker Drive | Suite 7100 | Chicago, IL 60606

schiffhardin.com | [v-card](#) | [view bio](#)

This message and any attachments may contain confidential information protected by the attorney-client or other privilege. If you believe that it has been sent to you in error, please reply to the sender that you received the message in error. Then delete it. Thank you.



CFN 2015R0122536
OR Bk 29513 Pgs 4154 - 41617 (8pgs)
RECORDED 02/25/2015 09:33:18
HARVEY RUVIN, CLERK OF COURT
MIAMI-DADE COUNTY, FLORIDA

This instrument was prepared by and
when recorded return to:

Billing, Cochran, Lyles, Mauro & Ramsey, P.A.
515 East Las Olas Boulevard, 6th Floor
Fort Lauderdale, Florida 33301
Attn: Michael J. Pawelczyk, Esq.

A Portion of Folio Numbers:
01-3125-077-0120, 01-3125-077-0050

Space above this line for recorder's use

**TEMPORARY CONSTRUCTION EASEMENT
AND PROPERTY RESTORATION AGREEMENT**

THIS TEMPORARY CONSTRUCTION EASEMENT AND PROPERTY RESTORATION AGREEMENT (the "Agreement") is granted this 10th day of February, 2015, by MIDTOWN MIAMI COMMUNITY DEVELOPMENT DISTRICT, a local unit of special purpose government established pursuant to Chapter 190, Florida Statutes, whose address is c/o Wrathell Hunt and Associates, 6131 Lyons Road, Suite 100, Coconut Creek, Florida 33073 (the "District") and MIAMI MIDTOWN OWNER, LLC, a Delaware limited liability company, whose address is 225 North Columbus Drive, Suite 100, Chicago, Illinois 60601 (the "Developer").

WITNESSETH:

WHEREAS, District is the owner of certain real property, referred to as a portion of the East Coast Avenue right-of-way described as Tract L, MIDTOWN MIAMI EAST Plat, as recorded in Plat Book 161, Page 77 of the Public Records of Miami-Dade County, Florida (Folio No. 01-3125-077-0120) (the "CDD Parcel");

WHEREAS, Developer is the owner of a parcel of real property located within the boundaries of the District and which is commonly referred to as Midtown Miami Parcel 5, described as Tract E, MIDTOWN MIAMI EAST Plat, as recorded in Plat Book 161, Page 77 of the Public Records of Miami-Dade County, Florida (Folio No. 01-3125-077-0050) ("Tract E"); and

WHEREAS, in addition to the streetscape and landscaping improvements within the CDD Parcel, pursuant to other agreements and covenants, the District is the owner of and/or is responsible for the maintenance of those certain streetscape and landscaping improvements located within (i) the rights-of-way of NE 32 Street to the south of Tract E, (ii) the rights-of-way of NE 1st Avenue (Midtown Boulevard) to the west of Tract E, (iii) the pedestrian walkway located immediately to the north of Tract E, and (iv) the rights-of-way of East Coast Avenue to

the east all as more particularly highlighted on the MOT, as hereinafter defined and Exhibit A (collectively, the “CDD Areas”); and

WHEREAS, in connection with Developer’s development and construction of Tract E, Developer proposes to incorporate portions of the CDD Areas, as part of Developer’s Maintenance of Traffic plan, as shown on Exhibit A, attached hereto and made a part hereof (“MOT”), and Developer has further agreed to ensure that the MOT includes safety and barrier protections for pedestrian traffic utilizing the CDD Areas; and

WHEREAS, the Developer has indicated that the use of the CDD Areas for the stated purposes is critical to the Developer’s Tract E project and for the MOT, but will result in the removal, disruption or damage to the District property, facilities, and improvements, including, but not limited, to, street lighting, streetscape, landscaping and trees, concrete, planters, and other CDD improvements (collectively, the “Improvements”), which Developer has agreed to replace or restore, equal in quality, quantity, and craftsmanship (at District’s reasonable discretion) prior to requesting any inspection by the City of Miami (the “City”) for the final certificate of occupancy (“CO”) for the Tract E project; and

WHEREAS, Developer has agreed to post a surety bond with the District securing or partially securing the restoration and replacement obligation herein for the CDD Areas; and

WHEREAS, Developer has requested a temporary construction easement over and across a portion of the CDD Parcel as shown in Exhibit A and in Exhibit B, as shown on the MOT (the “Easement”) in connection with construction proposed for Tract E and consistent with and as identified and limited in the proposed MOT.

NOW, THEREFORE, in consideration of the foregoing, the sum of Ten Dollars (\$10.00) and other good and valuable consideration, the receipt and sufficiency of which are hereby acknowledged, the parties hereto agree as follows:

1. Recitals. The foregoing recitals are true and correct and incorporated herein by reference.
2. Grant of Easements. District hereby grants to Developer, its contractors and subcontractors, a temporary Easement over the portion of the CDD Parcel as shown in Exhibit A and in Exhibit B for the construction proposed for Tract E and consistent with and as identified and limited in the proposed MOT, which MOT shall, subject to the terms of this Agreement, be substantially similar to that which is approved by the City or County, as the case may be.
3. Pedestrian Safety. Developer shall, throughout the term of the Agreement, (a) allow (i) pedestrian traffic to continue to utilize the sidewalk area on the north side of Tract E and (ii) pedestrian traffic to utilize the ‘carriage walk’ along the west side of Tract E, as shown on Exhibit B attached hereto and made a part hereof, for the limited purpose of accessing cars parked along NE 1st Avenue of the CDD Areas, and as part of the MOT approved by the City; (b) utilize sufficient barriers to ensure the safety of pedestrian traffic utilizing such sidewalk areas from vehicular and construction-related activity; (c) utilize sufficient visibility screening on construction fencing along the CDD Areas. Developer shall direct its general contractor to use

commercially reasonable efforts to minimize use of temporary electrical generators at or near the CDD Areas. It is understood by the parties that a safe pedestrian path(s) will be created and maintained as part of the MOT and as part of the construction plan proposed by Developer for Tract E. Developer shall further ensure that the CDD Areas are regularly and routinely kept and maintained clean and free from any construction-related materials, debris, hardware, trash and refuse, arising out of or in any way connected with the construction-related activities associated with the Tract E project.

4. Restoration and Repair of CDD Areas. Any and all Improvements damaged or removed by Developer shall be replaced or restored with equal quality, quantity, and craftsmanship for such Improvements, as reasonably determined by the District Manager of the District, in his/her reasonable discretion ("Restoration Work"). Restoration Work shall be completed and inspected and reasonably approved by the District Manager of the District prior to Developer requesting inspections by the City for the final CO on Tract E; provided, however, if the District Manager or his designee shall fail to inspect the Restoration Work within ten (10) days written notice by Developer, the District Manager and the District shall be deemed to have approved the Restoration Work and Developer shall be permitted to request inspections by the City for the final CO on Tract E.

5. Term. The Easement shall be valid for a period of twenty one (21) months from the date of execution, but may be extended upon the mutual agreement of the Developer and the District. Although the expiration of the Easement is automatic at the end of the term above and does not require any further action on the part of any party hereto, if requested by either party, Developer and the District will, no later than ten (10) days after such expiration, execute and record a release and termination of this Agreement.

6. Bond. (a) In order to secure the Restoration Work requirements and Developer's performance of this Agreement, Developer shall post a surety bond in the amount of \$150,000.00 (the "Bond") at least five (5) days prior restricting access to the CDD Areas per the MOT. The original Bond shall be in a form approved by District Counsel of the District and shall delivered to the District. The Bond shall be maintained at the cost and expense of Developer until such time as the Restoration Work is deemed complete pursuant to the terms of this Agreement. The District shall be the benefitting party under the Bond, and the Bond shall contain provisions indicating that the District shall be provided at least thirty (30) days notice from surety of any modification or termination of the Bond. Failure to post or maintain the Bond shall constitute a breach of this Agreement and shall automatically void and rescind the grant of Easement herein. Regardless of the amount of the Bond, Developer remains responsible to complete the Restoration Work at Developer's sole cost and expense. Upon the completion of all Restoration Work as required under this Agreement, the District shall cause the Bond to be returned to the Developer. Evidence of the posting of the required Bond shall be furnished by Developer to the District Manager of the District prior to initiating any work on Tract E pursuant to this Easement and at any other time as reasonably requested by the District. The District shall be a benefitting party to referenced escrow agreement.

(b) In the event Developer shall fail to complete the Restoration Work as required by this Agreement, District shall provide at least thirty (30) days written notice to Developer of such default and shall give Developer thirty (30) days to complete said Restoration Work or portion

thereof, subject to extension for force majeure or delays beyond the reasonable control of Developer. If Developer fails to complete the Restoration Work within such thirty (30) day period (subject to extension as set forth in the preceding sentence), the District shall have the right (but not the obligation) to call and draw on the surety bond to coordinate the completion of the Restoration Work pursuant to the Bond and this Agreement.

7. Insurance and Liens. At all times during the exercise of the rights granted under this Agreement, Developer shall maintain, or shall cause its general contractor to maintain, liability insurance coverage in an amount of not less than \$2,000,000 naming District as an additional insured. Developer shall inform its general contractor and shall cause its general contractor to inform all subcontractors performing work for it that such parties shall not have the right to file any liens against the CDD Parcel or any portion thereof, and, if any such liens occur, then Developer shall remove any such liens, or Developer shall release or transfer to bond any such liens, within thirty (30) days of written notice thereof.

8. Indemnification. Developer agrees to defend at its sole cost and expense (if requested by District), release, indemnify and hold District, its subsidiaries, related and affiliated companies and the officers, directors, agents, and employees of each, harmless from and against any and all such claims, suits, judgments, damages, losses and expenses (including reasonable attorneys' fees) or demands, including demands arising from or in any way connected with (i) the negligent exercise of the rights granted hereunder by Developer and/or any other party claiming by, through or under Developer (collectively, the "Developer Parties"), (ii) any breach of this Agreement by Developer and/or any of the Developer Parties and (iii) injuries or death of persons (including District's employees) and damage to property arising out of any negligent acts, errors, omissions or willful misconduct of Developer and/or the Developer Parties.

9. Enforcement. The terms of this Agreement may be enforced by District by injunctive relief and any other available remedies. By way of example, and not limitation, Developer shall be entitled to enjoin any activity or use of the CDD Areas that is inconsistent with the rights granted to Developer pursuant hereto. In the event of any litigation between District and Developer concerning the terms of this Agreement, the prevailing party will be entitled to reimbursement of its costs and expenses, including reasonable attorneys' fees.

10. Coordination with the District. During the course of construction of the Tract E project, Developer and District agree to work in good faith and Developer agrees to use reasonable efforts to address reasonable requests of the District consistent with the term of this Agreement with respect to the impacts on the CDD Areas or the construction of the Project as a whole.

11. Covenant Running with the Land. The parties agree that this Agreement is and shall constitute a covenant running with the land, fully binding upon Developer and District, their respective successors, successor-in-title and assigns hereof until such time as the Agreement is terminated and all obligations hereunder of the parties satisfied.

12. Miscellaneous. With the exception of District staff and legal costs associated with the preparation of this Agreement only (which shall be borne by District), all other reasonable costs and expenses associated with the performance of this Agreement by Developer

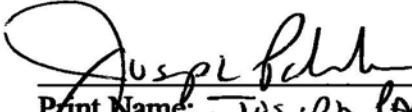

shall be borne by the Developer in full. This Agreement cannot be modified or terminated except by written agreement executed by the parties hereto. This Agreement, the easements granted herein and any other rights and burdens set forth herein shall run with title to, and be a burden upon, the CDD Parcel and such rights and easements shall benefit Developer and the other parties described herein. This Agreement may be executed in any number of counterparts, each of which shall be deemed an original. The invalidity of any provision of this Agreement shall not affect the validity of any other provision of this Agreement. This Agreement supersedes all prior agreements, written or oral, relating to the subject matter hereof. This Agreement shall be governed by and in accordance with the laws of the State of Florida. Enforcement of the terms and provisions of this Agreement shall be at the reasonable discretion of the aggrieved party, and any forbearance by such aggrieved party to exercise its rights hereunder in the event of any breach hereof by the other party, shall not be deemed or construed to be a waiver of the aggrieved party's rights hereunder. All of the parties to this Agreement have participated in the negotiation of this Agreement and have been represented by legal counsel (or have been afforded the opportunity to do so and have declined). Accordingly, this Agreement shall not be construed more strictly against any one of the parties hereto.


[THE REMAINDER OF THIS PAGE INTENTIONALLY LEFT BLANK]

IN WITNESS WHEREOF, the parties have executed this Agreement as of the date above first written.

Signed and acknowledged in the presence of:


MIDTOWN MIAMI COMMUNITY DEVELOPMENT DISTRICT, a local unit of special purpose government established pursuant to Chapter 190, Florida Statutes


Print Name: Joseph Padula

Print Name: Bernard Woodville


By: 
Name: Deborah Samuel
Title: Chair, Board of Supervisors

STATE OF FLORIDA :
: SS
COUNTY OF MIAMI-DADE :

The foregoing Temporary Construction Easement and Property Restoration Agreement was acknowledged before me this 10th day of February, 2015 by Deborah Samuel, as Chair of the Board of Supervisors of the **MIDTOWN MIAMI COMMUNITY DEVELOPMENT DISTRICT**, a local unit of special purpose government established pursuant to Chapter 190, Florida Statutes, on behalf of such entity, who is personally known to me or who has produced a driver's license as identification.

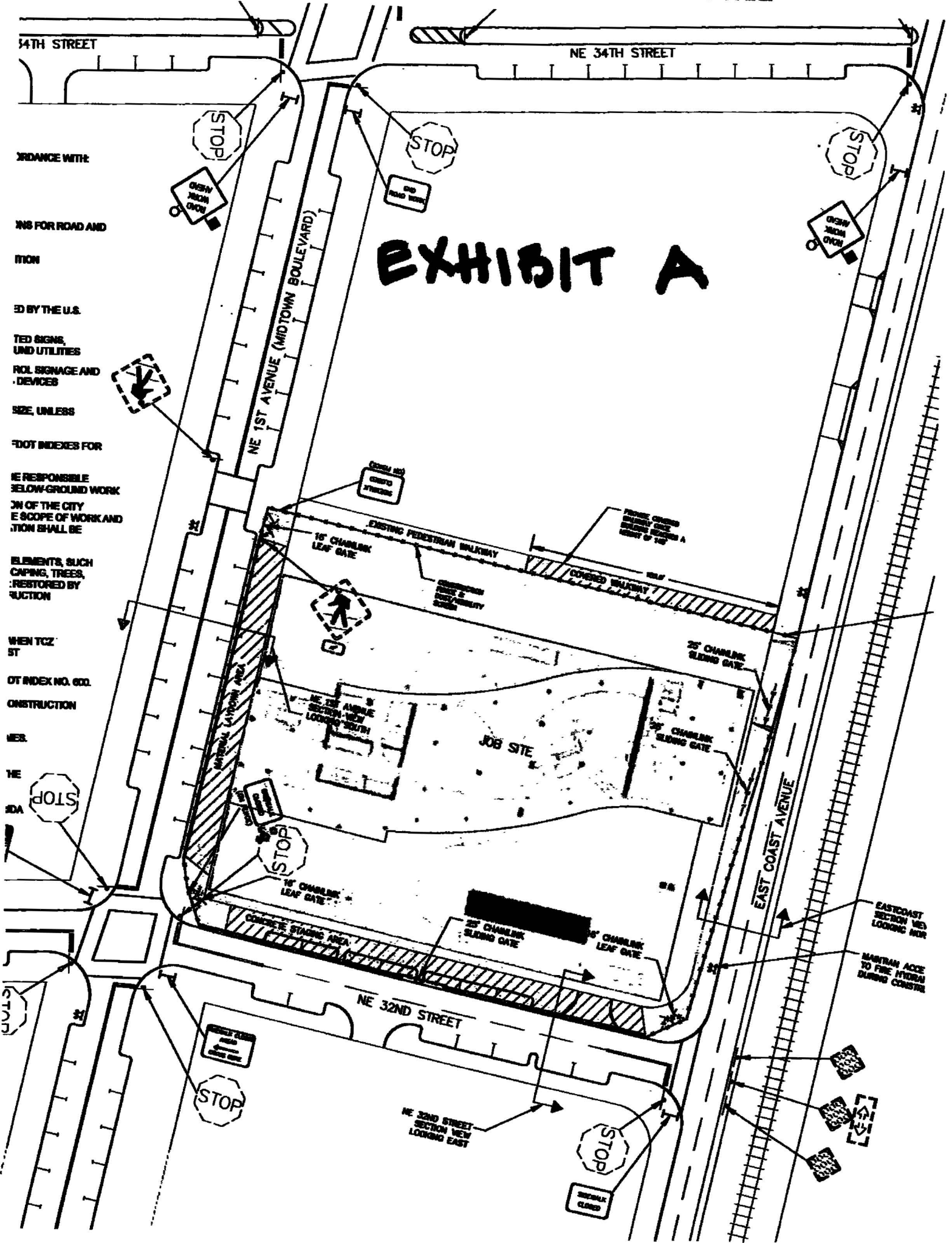


Notary Public-State of Florida
Michael J. Pawelczyk
Print Name



My commission expires

EXHIBIT A



DISTANCE WITH
 SIGNS FOR ROAD AND
 SECTION
 REQUIRED BY THE U.S.
 TRAFFIC SIGNS,
 AND UTILITIES
 REQUIRED SIGNAGE AND
 DEVICES
 SIZE, UNLESS
 INDICATED INDEXES FOR
 THE RESPONSIBLE
 BELOW-GROUND WORK
 IN THE SCOPE OF WORK AND
 SECTION SHALL BE

ELEMENTS, SUCH
 AS CURBS, TREES,
 SHALL BE RESTORED BY
 THE CONTRACTOR

WHEN THE
 INDEX NO. 600
 IS USED FOR
 CONSTRUCTION
 THE
 THE
 THE
 THE

This instrument was prepared by,
and when recorded, return to:

TERMINATION OF TEMPORARY CONSTRUCTION EASEMENT AND PROPERTY RESTORATION AGREEMENT

THIS TERMINATION OF TEMPORARY CONSTRUCTION EASEMENT AND PROPERTY RESTORATION AGREEMENT (this “**Termination**”) is made and entered into this ____ day of _____, 2022 (the “**Effective Date**”), by and between MIDTOWN MIAMI COMMUNITY DEVELOPMENT DISTRICT, a local unit of special purpose government established pursuant to Chapter 190, Florida Statutes, whose address is c/o Wrathell Hunt and Associates, 2300 Glades Road, Suite 410W, Boca Raton, FL 33431 (the “**District**”), and SE MIDTOWN 5 LLC, a Delaware limited liability company (“**Midtown**”), whose address is 111 Great Neck Road, Great Neck, New York 11021, as successor in interest to Miami Midtown Owner, LLC, a Delaware limited liability company (the “**Developer**”). All initially capitalized terms used in this Termination which are not otherwise defined in this Termination but which are defined in the Temporary Construction Easement and Property Restoration Agreement (as hereinafter defined), shall have the meanings ascribed to such terms as set forth in the Temporary Construction Easement and Property Restoration Agreement.

RECITALS:

- A. Pursuant to the terms of that certain Temporary Construction Easement and Property Restoration Agreement dated as of February 10, 2015 and recorded February 25, 2015 in the Clerk of Court, Miami-Dade County, Florida as Document Number **2015R0122536** (the “**Easement and Restoration Agreement**”), the District granted to Developer certain temporary construction easement rights (the “**Easement**”) with respect to certain portions of the **CDD Parcel**. Reference is made to the Easement and Restoration Agreement for a more particular description of the rights granted in favor of Developer pursuant thereto and for more particular description of the area of the CDD Parcel over which the temporary construction easement rights were granted.
- B. Also pursuant to the terms of the Easement and Restoration Agreement, the Developer was responsible for certain **Restoration Work**, and the Easement and Restoration Agreement encumbers Midtown’s property legally described herein in Exhibit A.

- C. By the terms of the Easement and Restoration Agreement, the Easement expired twenty-one (21) months from the date of execution.
- D. Midtown, as successor to Developer, and the District agree that the Restoration Work was timely and properly completed under the terms of the Easement and Restoration Agreement and that there are no further obligations to be carried out by either party under the terms of the Easement and Restoration Agreement.
- E. The District and Midtown desire to terminate the Easement and Restoration Agreement.

NOW THEREFORE, in consideration of the premises, and other good and valuable consideration, the receipt and sufficiency of which is hereby acknowledged, the parties agree as follows:

1. Incorporation of Recitals. The Recitals are hereby incorporated and made a part hereof.
2. Easement and Restoration Agreement Terminated. As of the Effective Date, the Easement and Restoration Agreement is hereby terminated and shall have no further force or effect and shall no longer encumber Midtown's Property.
3. Counterparts; Captions. This Termination may be executed in any number of counterparts, and each of which when so executed shall be deemed an original, and all of which, taken together, shall constitute one and the same instrument. The section headings appearing in this Termination are for convenience of reference only and are not intended, to any extent and for any purpose, to limit or define the text of any section or any subsection hereof.

(Signatures and Acknowledgments Appear on the Following Pages)

IN WITNESS WHEREOF, the parties hereto have caused this Termination to be executed as of the day and year first above written.

WITNESS:

MIDTOWN MIAMI COMMUNITY
DEVELOPMENT DISTRICT, a local unit of
special purpose government established
pursuant to Chapter 190, Florida Statutes

Name:

WITNESS:

By: _____
Name: _____
Title: _____

Name:

SE MIDTOWN 5 LLC,
a Delaware limited liability company

By: SK Manager LLC, a Delaware limited
liability company, its manager

By: _____
Name: _____
Title: _____

ACKNOWLEDGEMENT

STATE OF FLORIDA

COUNTY OF

The foregoing instrument was acknowledged before me by means of physical presence or online notarization, this ____ day of _____, 2022 by _____, the _____ of Midtown Miami Community Development District, a local unit of special purpose government established pursuant to Chapter 190, Florida Statutes, on behalf of Midtown Miami Community Development District. He/she is personally known to me or has produced _____ as identification.

Given under my hand and notarial seal this ____ day of _____, 2022.

Name:

Title:

Serial No.:

My Commission Expires: _____

EXHIBIT A

MIDTOWN'S PROPERTY

Tract "E", Midtown Miami East, according to the plat thereof as recorded in Plat Book 161 at Page 77 of the Public Records of Miami-Dade County, Florida.

NY:54823415.1

**MIDTOWN MIAMI
COMMUNITY DEVELOPMENT DISTRICT**

6

TEMPLATE FOR LOCAL GOVERNMENTS AND SPECIAL DISTRICTS FOR PERFORMING A STORMWATER NEEDS ANALYSIS PURSUANT TO SECTION 5 OF SECTION 403.9302, FLORIDA STATUTES

INTRODUCTION

As part of the 2021 regular session, the Legislature recognized the need for a long-term planning process for stormwater and wastewater. Section 403.9302, Florida Statutes, requires a 20-year needs analysis from the local governments providing stormwater services. Because this planning document is forward-looking, it will necessarily include a large number of assumptions about future actions. These assumptions should be based on any available information coupled with best professional judgment of the individuals completing the document. Completing this template by June 30, 2022, will fulfill the statutory requirements for the first round of 20-year needs analyses for stormwater. The template was generated by EDR in cooperation with local governments, Special Districts, the Florida Department of Environmental Protection (DEP), the Water Management Districts, the Florida Stormwater Association, private consultants, and others. Use of this tool will help ensure that information is compiled consistently for the Office of Economic & Demographic Research's (EDR) report to the Legislature.

For the purposes of this document, a stormwater management program and a stormwater management system are as defined in statute (s. 403.031(15) and (16), F.S., respectively; language provided here: <https://www.flsenate.gov/Laws/Statutes/2021/403.031>). Plainly speaking, the "program" is the institutional framework whereby stormwater management activities (MS4 NPDES permit activities, and other regulatory activities, construction, operation and maintenance, etc.) are carried out by the public authority. The "system" comprises the physical infrastructure that is owned and/or operated by the local government or special district that specifically is intended to control, convey or store stormwater runoff for treatment and flood protection purposes.

For the purposes of this document, the following guiding principles have been adopted:

- Stormwater systems or facilities owned and operated by any of the following are excluded from reporting requirements for local governments and special districts:
 - o Private entities or citizens
 - o Federal government
 - o State government, including the Florida Department of Transportation (FDOT)
 - o Water Management Districts
 - o School districts
 - o State universities or Florida colleges
- Local government expenditures associated with routine operation and maintenance are fully funded prior to commencing new projects and initiatives.
- Local government submissions will include the activities of dependent special districts. Only independent special districts report separately. For a list of all special districts in the state and their type (*i.e.*, dependent or independent), please see the Department of Economic Opportunity's Official List of Special Districts at the following link: <http://specialdistrictreports.floridajobs.org/webreports/alphalist.aspx>.
- With respect to federal and state statutes and rulemaking, current law and current administration prevails throughout the 20-year period. In other words, the state's present legal framework (*i.e.*, the status quo) continues throughout the period.

GENERAL INSTRUCTIONS FOR USING THE TEMPLATE

Instructions for submitting the template are still under development. Additional information regarding submission and answers to frequently asked questions will be posted on EDR's website, along with other useful materials, here: <http://edr.state.fl.us/Content/natural-resources/stormwaterwastewater.cfm>

The statutory language forms the titles for each part. This template asks that you group your recent and projected expenditures in prescribed categories. A detailed list of the categories is provided in part 5.0.

The same project should not appear on multiple tables in the jurisdiction's response unless the project's expenditures are allocated between those tables. All expenditures should be reported in \$1,000s (*e.g.*, five hundred thousand dollars should be reported as \$500).

For any jurisdiction that is contracting with another jurisdiction where both could be reporting the same expenditure, please contact EDR for additional guidance. In situations where a reporting jurisdiction contracts with a non-reporting jurisdiction, (*i.e.*, FDOT, the water management districts, the state or federal government), the reporting jurisdiction should include the expenditures.

When reporting cost information, please only include the expenditures that have flowed, are flowing, or will likely flow through your jurisdiction's budget. While necessary to comply with the statute, the concept of "future expenditures" should be viewed as an expression of identified needs.

These projections are necessarily speculative and do not represent a firm commitment to future budget actions by the jurisdiction.

This Excel workbook contains three worksheets for data entry. (Along the bottom of the screen, the three tabs are highlighted green.) Empty cells with visible borders are unlocked for data entry. In the first tab, titled "Background through Part 4," the information requested is either text, a dropdown list (*e.g.*, Yes or No), or a checkbox. The next tab, "Part 5 through Part 8," contains tables for expenditure or revenue data as well as some follow-up questions that may have checkboxes, lists, or space for text.

In Part 5 and Part 6, the expenditure tables have space for up to 5 projects. More projects can be listed in the "Additional Projects" tab. This tab contains a table with space for up to 200 additional projects. In order for these additional projects and expenditures to be correctly classified and included in the final totals, each project must be assigned a Project Type and Funding Source Type from the dropdown lists in columns B and C.

Links to Template Parts:

[Background Information](#)

[Part 1](#)

[Part 2](#)

[Part 3](#)

[Part 4](#)

[Part 5](#)

[Part 6](#)

[Part 7](#)

[Part 8](#)

[Additional Projects - This table contains additional rows for projects that do not fit into the main tables in Parts 5 and 6](#)

Background Information

Please provide your contact and location information, then proceed to the template on the next sheet.

Name of Local Government:

Name of stormwater utility, if applicable:

Contact Person

Name:

Position/Title:

Email Address:

Phone Number:

Indicate the Water Management District(s) in which your service area is located.

- Northwest Florida Water Management District (NFWFMD)
- Suwannee River Water Management District (SRWMD)
- St. Johns River Water Management District (SJRWMD)
- Southwest Florida Water Management District (SWFWMD)
- South Florida Water Management District (SFWMD)

Indicate the type of local government:

- Municipality
- County
- Independent Special District

Part 1.0 Detailed description of the stormwater management program (Section 403.9302(3)(a), F.S.)

The stormwater management program, as defined in the Introduction, includes those activities associated with the management, operation and maintenance, and control of stormwater and stormwater management systems, including activities required by state and federal law. The detailed program description is divided into multiple subparts consisting of narrative and data fields.

Part 1.1 Narrative Description:

Please provide a brief description of the current institutional strategy for managing stormwater in your jurisdiction. Please include any mission statement, divisions or departments dedicated solely or partly to managing stormwater, dedicated funding sources, and other information that best describes your approach to stormwater:

On a scale of 1 to 5, with 5 being the highest, please indicate the importance of each of the following goals for your program:

0	1	2	3	4	5	
<input type="checkbox"/>	<input type="checkbox"/>	<input type="checkbox"/>	<input type="checkbox"/>	<input type="checkbox"/>	<input type="checkbox"/>	Drainage & flood abatement (such as flooding events associated with rainfall and hurricanes)
<input type="checkbox"/>	<input type="checkbox"/>	<input type="checkbox"/>	<input type="checkbox"/>	<input type="checkbox"/>	<input type="checkbox"/>	Water quality improvement (TMDL Process/BMAPs/other)
<input type="checkbox"/>	<input type="checkbox"/>	<input type="checkbox"/>	<input type="checkbox"/>	<input type="checkbox"/>	<input type="checkbox"/>	Reduce vulnerability to adverse impacts from flooding related to increases in frequency and duration of rainfall events, storm surge and sea level rise
						Other:
<input type="checkbox"/>	<input type="checkbox"/>	<input type="checkbox"/>	<input type="checkbox"/>	<input type="checkbox"/>	<input type="checkbox"/>	
<input type="checkbox"/>	<input type="checkbox"/>	<input type="checkbox"/>	<input type="checkbox"/>	<input type="checkbox"/>	<input type="checkbox"/>	
<input type="checkbox"/>	<input type="checkbox"/>	<input type="checkbox"/>	<input type="checkbox"/>	<input type="checkbox"/>	<input type="checkbox"/>	
<input type="checkbox"/>	<input type="checkbox"/>	<input type="checkbox"/>	<input type="checkbox"/>	<input type="checkbox"/>	<input type="checkbox"/>	

Part 1.2 Current Stormwater Program Activities:

Please provide answers to the following questions regarding your stormwater management program.

- Does your jurisdiction have an NPDES Municipal Separate Storm Sewer System (MS4) Permit?
If yes, is your jurisdiction regulated under Phase I or Phase II of the NPDES Program:
- Does your jurisdiction have a dedicated stormwater utility?
If no, do you have another funding mechanism?
If yes, please describe your funding mechanism.
- Does your jurisdiction have a Stormwater Master Plan or Plans?
If Yes:
How many years does the plan(s) cover?
Are there any unique features or limitations that are necessary to understand what the plan does or does not address?

Please provide a link to the most recently adopted version of the document (if it is published online):
- Does your jurisdiction have an asset management (AM) system for stormwater infrastructure?
If Yes, does it include 100% of your facilities?
If your AM includes less than 100% of your facilities, approximately what percent of your facilities are included?

- Does your stormwater management program implement the following (answer Yes/No):

A construction sediment and erosion control program for new construction (plans review and/or inspection)?	
An illicit discharge inspection and elimination program?	
A public education program?	
A program to involve the public regarding stormwater issues?	
A "housekeeping" program for managing stormwater associated with vehicle maintenance yards, chemical storage, fertilizer management, etc. ?	
A stormwater ordinance compliance program (<i>i.e.</i> , for low phosphorus fertilizer)?	
Water quality or stream gage monitoring?	
A geospatial data or other mapping system to locate stormwater infrastructure (GIS, etc.)?	
A system for managing stormwater complaints?	
Other specific activities?	

Notes or Comments on any of the above:

Part 1.3 Current Stormwater Program Operation and Maintenance Activities

Please provide answers to the following questions regarding the operation and maintenance activities undertaken by your stormwater management program.

- Does your jurisdiction typically assume maintenance responsibility for stormwater systems associated with new private development (*i.e.*, systems that are dedicated to public ownership and/or operation upon completion)?

Notes or Comments on the above:

- Does your stormwater operation and maintenance program implement any of the following (answer Yes/No)

Routine mowing of turf associated with stormwater ponds, swales, canal/lake banks, etc. ?	
Debris and trash removal from pond skimmers, inlet grates, ditches, etc. ?	
Invasive plant management associated with stormwater infrastructure?	
Ditch cleaning?	
Sediment removal from the stormwater system (vacator trucks, other)?	
Muck removal (dredging legacy pollutants from water bodies, canal, etc.)?	
Street sweeping?	
Pump and mechanical maintenance for trash pumps, flood pumps, alum injection, etc. ?	
Non-structural programs like public outreach and education?	
Other specific routine activities?	

Part 2. Detailed description of the stormwater management system and its facilities and projects (continued Section 403.9302(3)(a), F.S.)

A stormwater management system, as defined in the Introduction, includes the entire set of site design features and structural infrastructure for collection, conveyance, storage, infiltration, treatment, and disposal of stormwater. It may include drainage improvements and measures to prevent streambank channel erosion and habitat degradation. This section asks for a summary description of your stormwater management system. It is not necessary to provide geospatial asset data or a detailed inventory. For some, it may be possible to gather the required data from your Asset Management (AM) system. For others, data may be gathered from sources such as an MS4 permit application, aerial photos, past or ongoing budget investments, water quality projects, or any other system of data storage/management that is employed by the jurisdiction.

Please provide answers to the following questions regarding your stormwater system inventory. Enter zero (0) if your system does not include the component.

	Number	Unit of Measurement
Estimated feet or miles of buried culvert:		
Estimated feet or miles of open ditches/conveyances (lined and unlined) that are maintained by the stormwater program:		
Estimated number of storage or treatment basins (<i>i.e.</i> , wet or dry ponds):		
Estimated number of gross pollutant separators including engineered sediment traps such as baffle boxes, hydrodynamic separators, <i>etc.</i> :		
Number of chemical treatment systems (<i>e.g.</i> , alum or polymer injection):		
Number of stormwater pump stations:		
Number of dynamic water level control structures (<i>e.g.</i> , operable gates and weirs that control canal water levels):		
Number of stormwater treatment wetland systems:		
Other:		

Notes or Comments on any of the above:

Which of the following green infrastructure best management practices do you use to manage water flow and/or improve water quality (answer Yes/No):

Best Management Practice	Current	Planned
Tree boxes		
Rain gardens		
Green roofs		
Pervious pavement/pavers		
Littoral zone plantings		
Living shorelines		
Other Best Management Practices:		

Please indicate which resources or documents you used when answering these questions (check all that apply).

- Asset management system
- GIS program
- MS4 permit application
- Aerial photos
- Past or ongoing budget investments
- Water quality projects

Other(s):

Part 3. The number of current and projected residents served calculated in 5-year increments (Section 403.9302(3)(b), F.S.)

Counties and municipalities: Instead of requiring separate population projections, EDR will calculate the appropriate population estimates for each municipality or the unincorporated area of the county. If your service area is less than or more than your local government’s population, please describe in the first text box provided below for part 4.0.

Independent Special Districts:

If an independent special district’s boundaries are completely aligned with a county or a municipality, identify that jurisdiction here:

Any independent special district whose boundaries do not coincide with a county or municipality must submit a GIS shapefile with the current and projected service area. EDR will calculate the appropriate population estimates based on that map. Submission of this shapefile also serves to complete Part 4.0 of this template.

Part 4.0 The current and projected service area for the stormwater management program or stormwater management system (Section 403.9302(3)(c), F.S.)

Rather than providing detailed legal descriptions or maps, this part of the template is exception-based. In this regard, if the stormwater service area is less than or extends beyond the geographic limits of your jurisdiction, please explain.

Similarly, if your service area is expected to change within the 20-year horizon, please describe the changes (e.g., the expiration of an interlocal agreement, introduction of an independent special district, etc.).

[Proceed to Part 5](#)

Part 5.0 The current and projected cost of providing services calculated in 5-year increments (Section 403.9302(3)(d), F.S.)

Given the volume of services, jurisdictions should use the template’s service groupings rather than reporting the current and projected cost of each individual service. Therefore, for the purposes of this document, “services” means:

1. Routine operation and maintenance (inclusive of the items listed in Part 1.3 of this document, ongoing administration, and non-structural programs)
2. Expansion (that is, improvement) of a stormwater management system.

Expansion means new work, new projects, retrofitting, and significant upgrades. Within the template, there are four categories of expansion projects

1. Flood protection, addressed in parts 5.2 and 5.3... this includes capital projects intended for flood protection/flood abatement
2. Water quality, addressed in part 5.2 and 5.3... this includes stormwater projects related to water quality improvement, such as BMAPs; projects to benefit natural systems through restoration or enhancement; and stormwater initiatives that are part of aquifer recharge projects
3. Resiliency, addressed in part 5.4... this includes all major stormwater initiatives that are developed specifically to address the effects of climate change, such as sea level rise and increased flood events
4. End of useful life replacement projects, addressed in part 6.0... this includes major expenses associated with the replacement of aging infrastructure

While numbers 3 and 4 have components that would otherwise fit into the first two categories, they are separately treated given their overall importance to the Legislature and other policymakers.

Expansion projects are further characterized as currently having either a committed funding source or no identified funding source. Examples of a committed funding source include the capacity to absorb the project’s capital cost within current budget levels or forecasted revenue growth; financing that is underway or anticipated (bond or loan); known state or federal funding (appropriation or grant); special assessment; or dedicated cash reserves for future expenditure.

All answers should be based on local fiscal years (LFY, beginning October 1 and running through September 30). Please use nominal dollars for each year, but include any expected cost increases for inflation or population growth. Please check the EDR website for optional growth rate schedules that may be helpful.

If you have more than 5 projects in a particular category, please use the "Additional Projects" tab. There, you can use dropdown lists to choose the project category and whether there is a committed funding source, then enter the project name and expenditure amounts.

Part 5.1 Routine Operation and Maintenance

Please complete the table below, indicating the cost of operation and maintenance activities for the current year and subsequent five-year increments throughout the 20-year horizon. Your response to this part should exclude future initiatives associated with resiliency or major expenses associated with the replacement of aging infrastructure; these activities are addressed in subparts 5.4 and 6.0. However, do include non-structural programs like public outreach and education in this category.

If specific cost data is not yet available for the current year, the most recent (2020-21) O&M value can be input into the optional growth rate schedules (available on EDR’s website as an Excel workbook). The most recent O&M value can be grown using the provided options for inflation, population growth, or some other metric of your choosing. If the growth in your projected total O&M costs is more than 15% over any five-year increment, please provide a brief explanation of the major drivers.

Routine Operation and Maintenance

Expenditures (in \$thousands)

	LFY 2021-2022	2022-23 to 2026-27	2027-28 to 2031-32	2032-33 to 2036-37	2037-38 to 2041-42
Operation and Maintenance Costs					
Brief description of growth greater than 15% over any 5-year period:					

Part 5.2 Future Expansion (Committed Funding Source)

Please list expansion projects and their associated costs for the current year and subsequent five-year increments throughout the 20-year planning horizon. In this section, include stormwater system expansion projects or portions of projects with a committed funding source. If you include a portion of a project that is not fully funded, the project's remaining cost must be included in part 5.3, Expansion Projects with No Identified Funding Source.

Though many, if not most, stormwater projects benefit both flood protection and water quality, please use your best judgment to either allocate costs or simply select the primary purpose from the two categories below.

5.2.1 Flood Protection (Committed Funding Source): Provide a list of all scheduled new work, retrofitting and upgrades related to flood protection/flood abatement. Include infrastructure such as storage basins, piping and other conveyances, land purchases for stormwater projects, etc. Also include major hardware purchases such as vactor/jet trucks.

5.2.2 Water Quality Projects (Committed Funding Source): Please provide a list of scheduled water quality projects in your jurisdiction, such as treatment basins, alum injection systems, green infrastructure, water quality retrofits, etc., that have a direct stormwater component. The projected expenditures should reflect only those costs.

- If you are party to an adopted BMAP, please include the capital projects associated with stormwater in this table. Include BMAP project number, cost to your jurisdiction, and year(s) that capital improvement costs are to be incurred. For reference, DEP publishes a complete list of adopted BMAP projects as an appendix in their Annual STAR Report.

Expansion Projects with a Committed Funding Source

5.2.1 Flood Protection

Expenditures (in \$thousands)

Project Name	LFY 2021-2022	2022-23 to 2026-27	2027-28 to 2031-32	2032-33 to 2036-37	2037-38 to 2041-42

5.2.2 Water Quality

Expenditures (in \$thousands)

Project Name (or, if applicable, BMAP Project Number or ProjID)	LFY 2021-2022	2022-23 to 2026-27	2027-28 to 2031-32	2032-33 to 2036-37	2037-38 to 2041-42

Part 5.3 Future Expansion with No Identified Funding Source

Please provide a list of known expansion projects or anticipated need(s) without formal funding commitments(s), formal pledges, or obligations. If you included a portion of a project that was partially covered by a committed source in part 5.2 above, list the projects and their remaining costs below.

5.3.1 Future Flood Protection with No Identified Funding Source: Please provide a list of future flood protection/flood abatement projects, associated land purchases, or major hardware purchases that are needed in your jurisdiction over the next 20 years. Future needs may be based on Master Plans, Comprehensive Plan Elements, Water Control Plans, areas of frequent flooding, hydrologic and hydraulic modeling, public safety, increased frequency of maintenance, desired level of service, flooding complaints, etc.

5.3.2 Future Water Quality Projects with no Identified Funding Source: Please provide a list of future stormwater projects needed in your jurisdiction over the next 20 years that are primarily related to water quality issues. Future needs may be based on proximity to impaired waters or waters with total maximum daily loads (TMDLs), BMAPs, state adopted Restoration Plans, Alternative Restoration Plans, or other local water quality needs.

- If you are party to an adopted BMAP, please list capital projects associated with stormwater. Include BMAP project number, cost to your jurisdiction, and year(s) that capital improvement costs are to be incurred.
- List other future water quality projects, including those in support of local water quality goals as well as those identified in proposed (but not yet adopted) BMAPs.

Expansion Projects with No Identified Funding Source

5.3.1 Flood Protection

Expenditures (in \$thousands)

Project Name	LFY 2021-2022	2022-23 to 2026-27	2027-28 to 2031-32	2032-33 to 2036-37	2037-38 to 2041-42

5.3.2 Water Quality

Expenditures (in \$thousands)

Project Name (or, if applicable, BMAP Project Number or ProjID)	LFY 2021-2022	2022-23 to 2026-27	2027-28 to 2031-32	2032-33 to 2036-37	2037-38 to 2041-42

Please indicate which resources or documents you used to complete table 5.3 (check all that apply).

<input type="checkbox"/>	Stormwater Master Plan
<input type="checkbox"/>	Basin Studies or Engineering Reports
<input type="checkbox"/>	Adopted BMAP
<input type="checkbox"/>	Adopted Total Maximum Daily Load
<input type="checkbox"/>	Regional or Basin-specific Water Quality Improvement Plan or Restoration Plan
	Specify:
<input type="checkbox"/>	Other(s):

Part 5.4 Stormwater projects that are part of resiliency initiatives related to climate change

Please list any stormwater infrastructure relocation or modification projects and new capital investments specifically needed due to sea level rise, increased flood events, or other adverse effects of climate change. When aggregating, include O&M costs for these future resiliency projects and investments in this table (not in part 5.1). If your jurisdiction participates in a Local Mitigation Strategy (LMS), also include the expenditures associated with your stormwater management system in this category (for example, costs identified on an LMS project list).

Resiliency Projects with a Committed Funding Source Expenditures (in \$thousands)

Project Name	LFY 2021-2022	2022-23 to 2026-27	2027-28 to 2031-32	2032-33 to 2036-37	2037-38 to 2041-42

Resiliency Projects with No Identified Funding Source Expenditures (in \$thousands)

Project Name	LFY 2021-2022	2022-23 to 2026-27	2027-28 to 2031-32	2032-33 to 2036-37	2037-38 to 2041-42

- Has a vulnerability assessment been completed for your jurisdiction’s storm water system?
- If no, how many facilities have been assessed?
- Does your jurisdiction have a long-range resiliency plan of 20 years or more?
- If yes, please provide a link if available:
- If no, is a planning effort currently underway?

Part 6.0 The estimated remaining useful life of each facility or its major components (Section 403.9302(3)(e), F.S.)

Rather than reporting the exact number of useful years remaining for individual components, this section is constructed to focus on infrastructure components that are targeted for replacement and will be major expenses within the 20-year time horizon. Major replacements include culverts and pipe networks, control structures, pump stations, physical/biological filter media, etc. Further, the costs of retrofitting when used in lieu of replacement (such as slip lining) should be included in this part. Finally, for the purposes of this document, it is assumed that open storage and conveyance systems are maintained (as opposed to replaced) and have an unlimited service life.

In order to distinguish between routine maintenance projects and the replacement projects to be included in this part, only major expenses are included here. A major expense is defined as any single replacement project greater than 5% of the jurisdiction's total O&M expenditures over the most recent five-year period (such as a project in late 2021 costing more than 5% of the O&M expenditures for fiscal years 2016-2017 to 2020-2021).

If you have more than 5 projects in a particular category, please use the "Additional Projects" tab. There, you can use dropdown lists to choose the project category and whether there is a committed funding source, then enter the project name and expenditure amounts.

End of Useful Life Replacement Projects with a Committed Funding Source

Expenditures (in \$thousands)

Project Name	LFY 2021-2022	2022-23 to 2026-27	2027-28 to 2031-32	2032-33 to 2036-37	2037-38 to 2041-42

End of Useful Life Replacement Projects with No Identified Funding Source

Expenditures (in \$thousands)

Project Name	LFY 2021-2022	2022-23 to 2026-27	2027-28 to 2031-32	2032-33 to 2036-37	2037-38 to 2041-42

Part 7.0 The most recent 5-year history of annual contributions to, expenditures from, and balances of any capital account for maintenance or expansion of any facility or its major components. (Section 403.9302(3)(f), F.S.)

This part of the template also addresses a portion of s. 403.9302(3)(g), F.S., by including historical expenditures. Many local governments refer to these as “actual” expenditures.

Consistent with expenditure projections, the jurisdiction’s actual expenditures are categorized into routine O&M, expansion, resiliency projects, and replacement of aging infrastructure. Additionally, the table includes space for reserve accounts. EDR’s interpretation of subparagraph 403.9302(3)(f), F.S., is that “capital account” refers to any reserve account developed specifically to cover future expenditures.

Note that for this table:

- Expenditures for local fiscal year 2020-21 can be estimated based on the most current information if final data is not yet available.
- Current Year Revenues include tax and fee collections budgeted for that fiscal year as well as unexpended balances from the prior year (balance forward or carry-over) unless they are earmarked for the rainy day or a dedicated reserve as explained in the following bullets.
- Bond proceeds should reflect only the amount expended in the given year.
- A reserve is a dedicated account to accumulate funds for a specific future expenditure.
- An all-purpose rainy day fund is a type of working capital fund typically used to address costs associated with emergencies or unplanned events.

The sum of the values reported in the "Funding Sources for Actual Expenditures" columns should equal the total "Actual Expenditures" amount. The cells in the "Funding Sources for Actual Expenditures" section will be highlighted red if their sum does not equal the "Actual Expenditures" total.

If you do not have a formal reserve dedicated to your stormwater system, please enter zero for the final two reserve columns.

Routine O&M

	Total	Funding Sources for Actual Expenditures					
	Actual Expenditures	Amount Drawn from Current Year Revenues	Amount Drawn from Bond Proceeds	Amount Drawn from Dedicated Reserve	Amount Drawn from All-Purpose Rainy Day Fund	Contributions to Reserve Account	Balance of Reserve Account
2016-17							
2017-18							
2018-19							
2019-20							
2020-21							

Expansion

	Total	Funding Sources for Actual Expenditures					
	Actual Expenditures	Amount Drawn from Current Year Revenues	Amount Drawn from Bond Proceeds	Amount Drawn from Dedicated Reserve	Amount Drawn from All-Purpose Rainy Day Fund	Contributions to Reserve Account	Balance of Reserve Account
2016-17							
2017-18							
2018-19							
2019-20							
2020-21							

Resiliency

	Total	Funding Sources for Actual Expenditures					
	Actual Expenditures	Amount Drawn from Current Year Revenues	Amount Drawn from Bond Proceeds	Amount Drawn from Dedicated Reserve	Amount Drawn from All-Purpose Rainy Day Fund	Contributions to Reserve Account	Balance of Reserve Account
2016-17							
2017-18							
2018-19							
2019-20							
2020-21							

Replacement of Aging Infrastructure

	Total	Funding Sources for Actual Expenditures					
	Actual Expenditures	Amount Drawn from Current Year Revenues	Amount Drawn from Bond Proceeds	Amount Drawn from Dedicated Reserve	Amount Drawn from All-Purpose Rainy Day Fund	Contributions to Reserve Account	Balance of Reserve Account
2016-17							
2017-18							
2018-19							
2019-20							
2020-21							

Part 8.0 The local government's plan to fund the maintenance or expansion of any facility or its major components. The plan must include historical and estimated future revenues and expenditures with an evaluation of how the local government expects to close any projected funding gap (Section 403.9302(3)(g), F.S.)

In this template, the historical data deemed necessary to comply with s. 403.9302(3)(g), F.S., was included in part 7.0. This part is forward looking and includes a funding gap calculation. The first two tables will be auto-filled from the data you reported in prior tables. To do this, EDR will rely on this template's working definition of projects with committed funding sources, *i.e.*, EDR assumes that all committed projects have committed revenues. Those projects with no identified funding source are considered to be unfunded. EDR has automated the calculation of projected funding gaps based on these assumptions.

Committed Funding Source	2022-23 to 2026-27	2027-28 to 2031-32	2032-33 to 2036-37	2037-38 to 2041-42
Maintenance	0	0	0	0
Expansion	0	0	0	0
Resiliency	0	0	0	0
Replacement/Aging Infrastructure	0	0	0	0
Total Committed Revenues (=Total Committed Projects)	0	0	0	0

No Identified Funding Source	2022-23 to 2026-27	2027-28 to 2031-32	2032-33 to 2036-37	2037-38 to 2041-42
Maintenance	0	0	0	0
Expansion	0	0	0	0
Resiliency	0	0	0	0
Replacement/Aging Infrastructure	0	0	0	0
Projected Funding Gap (=Total Non-Committed Needs)	0	0	0	0

For any specific strategies that will close or lessen a projected funding gap, please list them in the table below. For each strategy, also include the expected new revenue within the five-year increments.

Strategies for New Funding Sources	2022-23 to 2026-27	2027-28 to 2031-32	2032-33 to 2036-37	2037-38 to 2041-42
Total	0	0	0	0
Remaining Unfunded Needs	0	0	0	0

Project & Type Information			Expenditures (in \$thousands)				
Project Type (Choose from dropdown list)	Funding Source Type (Choose from dropdown list)	Project Name	LFY 2021-2022	2022-23 to 2026-27	2027-28 to 2031-32	2032-33 to 2036-37	2037-38 to 2041-42

Project & Type Information			Expenditures				
Project Type	Funding Source Type		LFY 2021-2022	2022-23 to 2026-27	2027-28 to 2031-32	2032-33 to 2036-37	2037-38 to 2041-42
Expansion Projects, Flood Protection	Committed Funding Source	Aggregated Total	0	0	0	0	0
Expansion Projects, Water Quality	Committed Funding Source	Aggregated Total	0	0	0	0	0
Resiliency Projects	Committed Funding Source	Aggregated Total	0	0	0	0	0
End of Useful Life Replacement Projects	Committed Funding Source	Aggregated Total	0	0	0	0	0
Expansion Projects, Flood Protection	No Identified Funding Source	Aggregated Total	0	0	0	0	0
Expansion Projects, Water Quality	No Identified Funding Source	Aggregated Total	0	0	0	0	0
Resiliency Projects	No Identified Funding Source	Aggregated Total	0	0	0	0	0
End of Useful Life Replacement Projects	No Identified Funding Source	Aggregated Total	0	0	0	0	0
Total of Projects without Project Type and/or Funding Source Type			0	0	0	0	0

**MIDTOWN MIAMI
COMMUNITY DEVELOPMENT DISTRICT**

7

**MIDTOWN MIAMI
COMMUNITY DEVELOPMENT DISTRICT
FINANCIAL STATEMENTS
UNAUDITED
NOVEMBER 30, 2021**

**MIDTOWN MIAMI
COMMUNITY DEVELOPMENT DISTRICT
TABLE OF CONTENTS**

Description	Page Number(s)
BASIC FINANCIAL STATEMENTS	
Fund Financial Statements:	
<i>Governmental Funds</i>	
Balance Sheet - Governmental Funds	1
Statement of Revenues, Expenditures and Changes in Fund Balances:	
General Fund	2 - 3
Debt Service Fund: Series 2014B	4
 <i>Proprietary Fund - Parking Garage</i>	
Statement of Net Position	5
Statement of Revenues, Expenses and Changes in Net Position	6 - 7
 SUPPORT SCHEDULES	
Lanier Parking Services P&L Data from Invoices:	
Combined - Year-to-Date	8 - 9
North Block - Per Month	10-11
South Block - Per Month	12
Mid-Block East - Per Month	13
Off-Street Parking - Per Month	14

**MIDTOWN MIAMI
COMMUNITY DEVELOPMENT DISTRICT
BALANCE SHEET
GOVERNMENTAL FUNDS
NOVEMBER 30, 2021**

	Governmental Funds		Total
	General	Debt Service Series 2014B	Governmental Funds
ASSETS			
Wells Fargo - operating	\$ 3,034,864	\$ -	\$ 3,034,864
Finemark	125,007	-	125,007
Finemark - ICS	834,939	-	834,939
Iberia	251,659	-	251,659
Accounts receivable	10	-	10
Undeposited funds	6,198	101,882	108,080
Due from governmental funds			
General fund	-	106,228	106,228
Investments			
Reserve B	-	1,038,948	1,038,948
Revenue B	-	427,523	427,523
Prepayment B	-	1,917	1,917
Assessments receivable	1,853	36	1,889
Deposits	4,550	-	4,550
Due from contractor	930	-	930
Due from Site Centers	315,630	-	315,630
Due from Alex Vadia	168,857	-	168,857
Due from Cory Giordano	27,752	-	27,752
Due from Jon Samuel	1,691	-	1,691
Due from PPF AMLI	29,425	-	29,425
Due from Miami Midtown VI owner	34,247	-	34,247
Due from Miami Midtown 5 owner	30,015	-	30,015
Due from other	6,566	-	6,566
Total assets	<u>\$ 4,874,193</u>	<u>\$ 1,676,534</u>	<u>\$ 6,550,727</u>
LIABILITIES			
Liabilities:			
Accounts payable	\$ 14,770	\$ -	\$ 14,770
Credit card payable	75	-	75
Restroom deposits	250	-	250
Due to governmental funds			
Debt service - 2014B	106,228	-	106,228
Other funds	-	4,000	4,000
Due to enterprise fund	2,188,565	10,196	2,198,761
Due to Developer	75	-	75
Total liabilities	<u>2,309,963</u>	<u>14,196</u>	<u>2,324,159</u>
DEFERRED INFLOWS OF RESOURCES			
Deferred receipts	604,586	36	604,622
Total deferred inflows of resources	<u>604,586</u>	<u>36</u>	<u>604,622</u>
FUND BALANCES			
Restricted for:			
Debt service	-	1,662,302	1,662,302
Assigned			
3 months working capital	612,464	-	612,464
Disaster recovery	150,000	-	150,000
Unassigned	1,197,180	-	1,197,180
Total fund balances	<u>1,959,644</u>	<u>1,662,302</u>	<u>3,621,946</u>
Total liabilities, deferred inflows of resources and fund balances	<u>\$ 4,874,193</u>	<u>\$ 1,676,534</u>	<u>\$ 6,550,727</u>

**MIDTOWN MIAMI
COMMUNITY DEVELOPMENT DISTRICT
STATEMENT OF REVENUES, EXPENDITURES,
AND CHANGES IN FUND BALANCES
GENERAL FUND
FOR THE PERIOD ENDED NOVEMBER 30, 2021**

	Current Month	Year to Date	Budget	% of Budget
REVENUES				
Assessments: on-roll (net of discounts)	\$ 124,387	\$ 124,387	\$ 372,455	33%
Assessments: off-roll	6,198	6,198	2,455,234	0%
Interest & miscellaneous	18	48	708	7%
Total revenues	<u>130,603</u>	<u>130,633</u>	<u>2,828,397</u>	5%
EXPENDITURES				
Administrative				
Supervisors	-	-	12,000	0%
FICA	-	-	918	0%
Engineering	-	-	15,000	0%
Consulting services	-	350	57,500	1%
Legal	1,800	1,800	60,000	3%
Management	5,078	10,155	60,932	17%
Assessment roll preparation	381	763	4,576	17%
Audit	-	-	8,300	0%
Postage	96	96	600	16%
Insurance	-	52,124	52,457	99%
Property insurance	-	-	3,200	0%
Worker's compensation	-	2,433	3,100	78%
Printing and binding	50	100	600	17%
Legal advertising	-	-	1,250	0%
Bank charges	-	-	1,500	0%
Property taxes	-	-	200	0%
Arbitrage rebate	-	-	1,250	0%
Assessment collection (tax collector)	-	-	3,880	0%
ADA website compliance	-	-	210	0%
Web hosting	-	705	705	100%
Annual filing fee	175	175	175	100%
Total administrative	<u>7,580</u>	<u>68,701</u>	<u>288,353</u>	24%
Field				
Salaries	14,201	27,113	123,474	22%
Contracts:				
Fountain	260	520	4,000	13%
Janitorial	32,215	64,430	430,000	15%
Security services	439	879	679,000	0%
Street sweeping	4,305	8,611	60,000	14%
Landscape	32,271	47,889	320,000	15%
Road cleaning	1,350	2,700	17,500	15%
Air conditioning	196	196	4,500	4%
Pest control	-	360	7,000	5%
Other services	-	-	720	0%
Waste removal	963	1,806	12,000	15%
Telephone	166	502	7,000	7%
Electricity	2,076	4,032	68,000	6%

**MIDTOWN MIAMI
COMMUNITY DEVELOPMENT DISTRICT
STATEMENT OF REVENUES, EXPENDITURES,
AND CHANGES IN FUND BALANCES
GENERAL FUND
FOR THE PERIOD ENDED NOVEMBER 30, 2021**

	Current Month	Year to Date	Budget	% of Budget
Utilities:				
Irrigation	-	-	72,000	0%
Rentals: general	-	-	10,000	0%
Repairs & maintenance:				
General	1,325	2,326	75,000	3%
Air conditioning	-	250	4,500	6%
Buildings	-	-	30,000	0%
Electrical	180	1,845	80,000	2%
Grounds	830	2,640	90,000	3%
Irrigation	1,225	1,225	30,000	4%
Plant replacement	-	-	85,000	0%
Signage	-	-	2,000	0%
Printing and binding	-	-	600	0%
Holiday decorations	42,438	84,621	90,000	94%
Radio	-	-	3,000	0%
Licenses & permits	-	-	750	0%
Security	2,474	3,535	27,000	13%
Office & operating supplies	1,090	1,141	16,000	7%
Office equipment	-	-	3,000	0%
Capital projects	-	-	50,000	0%
Light fixtures - landscaping	-	14,994	40,000	37%
N Miami irrigation	-	-	48,000	0%
Contingencies	75	75	50,000	0%
Total field operations	<u>138,079</u>	<u>271,690</u>	<u>2,540,044</u>	11%
Total expenditures	<u>145,659</u>	<u>340,391</u>	<u>2,828,397</u>	12%
Excess/(deficiency) of revenues over/(under) expenditures	(15,056)	(209,758)	-	
Fund balances - beginning	<u>1,974,700</u>	<u>2,169,402</u>	<u>1,384,964</u>	
Committed				
Assigned				
3 months working capital	707,099	707,099	707,099	
Disaster recovery	150,000	150,000	150,000	
Unassigned	<u>1,102,545</u>	<u>1,102,545</u>	<u>527,865</u>	
Fund balance - ending	<u>\$1,959,644</u>	<u>\$1,959,644</u>	<u>\$1,384,964</u>	

**MIDTOWN MIAMI
COMMUNITY DEVELOPMENT DISTRICT
STATEMENT OF REVENUES, EXPENDITURES,
AND CHANGES IN FUND BALANCES
DEBT SERVICE FUND SERIES 2014B
FOR THE PERIOD ENDED NOVEMBER 30, 2021**

	Current Month	Year to Date	Budget	% of Budget
REVENUES				
Assessments: on-roll (net of discounts)	\$ 106,644	\$ 106,644	\$ 319,347	33%
Assessments: off-roll	94,194	94,194	1,641,723	6%
Interest and miscellaneous	774	2,077	-	N/A
Total revenues	<u>201,612</u>	<u>202,915</u>	<u>1,961,070</u>	10%
Debt service				
Principal	-	-	905,000	0%
Interest	521,494	521,494	1,042,988	50%
Total debt service	<u>521,494</u>	<u>521,494</u>	<u>1,947,988</u>	27%
Administration				
Trustee fees	-	-	3,163	0%
Assessment services	416	832	4,993	17%
Arbitrage calculation	-	-	600	0%
Dissemination agent	-	-	1,000	0%
Tax collector	-	-	3,327	0%
Total administration	<u>416</u>	<u>832</u>	<u>13,083</u>	6%
Total expenditures	<u>521,910</u>	<u>522,326</u>	<u>1,961,071</u>	27%
Excess/(deficiency) of revenues over/(under) expenditures	(320,298)	(319,411)	(1)	
Fund balance - beginning	<u>1,982,600</u>	<u>1,981,713</u>	<u>1,845,611</u>	
Fund balance - ending	<u><u>\$ 1,662,302</u></u>	<u><u>\$ 1,662,302</u></u>	<u><u>\$ 1,845,610</u></u>	

**MIDTOWN MIAMI
COMMUNITY DEVELOPMENT DISTRICT
STATEMENT OF NET POSITION
PARKING GARAGE (PROPRIETARY FUND)
NOVEMBER 30, 2021**

ASSETS	<u>Balance</u>
Current assets:	
Wells Fargo - garage	\$ 2,969,154
Petty cash	2,000
Finemark	125,007
Finemark - ICS	783,061
Accounts receivable	13,077
Due from general fund	2,188,565
Due from debt service -2014B	10,196
Due from other	7,740
Investments	
Prepayment A	1,705
Reserve A	1,077,416
Revenue A	460,956
Noncurrent assets:	
Capital assets:	
Land & improvements	63,555,028
Furniture, fixtures & equipment	219,520
Accumulated depreciation	<u>(32,113,164)</u>
Total capital assets, net of accumulated depreciation	<u>31,661,384</u>
Total noncurrent assets	<u>31,661,384</u>
Total assets	<u>39,300,261</u>
LIABILITIES	
Current liabilities:	
Accounts payable	119,555
Credit card payable	457
Accrued interest payable	209,911
Sales tax payable	28,543
City tax payable	52,942
Bonds payable - current	<u>2,105,000</u>
Total current liabilities	<u>2,516,408</u>
Noncurrent liabilities:	
Bonds payable	51,636,735
Bond premium/discount	<u>(1,227,180)</u>
Total noncurrent liabilities	<u>50,409,555</u>
Total liabilities	<u>52,925,963</u>
DEFERRED INFLOWS OF RESOURCES	
Deferred receipts	<u>5,215</u>
Total deferred inflows of resources	<u>5,215</u>
NET POSITION	
Net investment in capital assets	(16,730,293)
Restricted for:	
Debt service	1,540,077
Assigned:	
Parking garage improvements	600,000
Disaster recovery	150,000
Working capital	200,000
Unrestricted	<u>609,299</u>
Total net position	<u>\$ (13,630,917)</u>

**MIDTOWN MIAMI
COMMUNITY DEVELOPMENT DISTRICT
STATEMENT OF REVENUES, EXPENSES AND CHANGES IN NET POSITION
PARKING GARAGE (PROPRIETARY FUND)
FOR THE PERIOD ENDED NOVEMBER 30, 2021**

	Current Month	Year to Date	Budget	% of Budget
OPERATING REVENUES				
Parking fees	\$ 392,223	\$ 728,309	\$ 3,700,000	20%
Off-street parking	657	657	11,000	6%
Total revenues	<u>392,880</u>	<u>728,966</u>	<u>3,711,000</u>	20%
OPERATING EXPENSES				
Administrative				
Engineering	-	-	30,000	0%
Consulting services	-	-	8,500	0%
Arbitrage rebate	-	-	750	0%
Dissemination agent	-	-	1,000	0%
Bank charges	181	389	7,000	6%
Mgmt and accounting	1,633	3,267	19,599	17%
Trustee fees	-	-	12,650	0%
Credit card fees	34,735	64,113	338,690	19%
Total administrative	<u>36,549</u>	<u>67,769</u>	<u>418,189</u>	16%
Parking facilities				
Payroll	21,300	40,675	185,211	22%
Contracts:				
Janitorial	35,313	70,625	485,000	15%
Parking	100,386	219,001	1,300,000	17%
Security services	188	377	291,000	0%
Elevator	3,950	10,400	90,000	12%
Air conditioning	84	84	1,929	4%
Waste removal	375	702	4,300	16%
Telephone	1,138	1,628	18,000	9%
Electricity	7,917	15,732	135,000	12%
Rentals	-	-	2,000	0%
Insurance:				
Property	-	300,158	304,655	99%
General liability	-	34,750	35,195	99%
Worker's compensation	-	1,621	3,000	54%
Repairs and maintenance:				
General	3,102	4,071	45,000	9%
Air conditioning	925	925	3,000	31%
Buildings	-	-	45,000	0%
Electrical	-	-	40,000	0%
Equipment	1,864	2,459	26,000	9%
Signage	-	-	4,000	0%

**MIDTOWN MIAMI
COMMUNITY DEVELOPMENT DISTRICT
STATEMENT OF REVENUES, EXPENSES AND CHANGES IN NET POSITION
PARKING GARAGE (PROPRIETARY FUND)
FOR THE PERIOD ENDED NOVEMBER 30, 2021**

	Current Month	Year to Date	Budget	% of Budget
Elevators(repairs and maintenance)	380	380	15,000	3%
Elevators(graphics,flooring, ceiling & lgt cvs)	-	-	20,000	0%
Licenses & permits	-	-	3,500	0%
Contingency	-	13,401	20,000	67%
Security enhancements	-	-	10,000	0%
Signage, directories, banner & beautification	-	-	50,000	0%
Capital projects	-	17,500	40,000	44%
Office & operating supplies	1,057	1,996	15,000	13%
Capital outlak - NB Waterproofing membrane	-	-	650,000	0%
Capital outlay - Façade repair	38,900	77,000	80,000	96%
Total parking facilities	<u>216,879</u>	<u>813,485</u>	<u>3,921,790</u>	21%
Total operating expenses	<u>253,428</u>	<u>881,254</u>	<u>4,339,979</u>	20%
Operating income/(loss)	139,452	(152,288)	(628,979)	
NONOPERATING REVENUES (EXPENSES)				
Interlocal agreement	-	-	4,667,294	0%
Interest and miscellaneous	5,146	5,614	(8,000)	-70%
Interest expense: series 2014A	(209,911)	(419,823)	(2,518,938)	17%
Depreciation	(176,542)	(353,084)	(2,118,501)	17%
Total non operating revenues/(expenses)	<u>(381,307)</u>	<u>(767,293)</u>	<u>21,855</u>	-3511%
Change in net position	(241,855)	(919,581)	(607,124)	
Total net position - beginning	(13,389,062)	(12,711,336)	(12,506,032)	
Net position - ending				
Invested in capital assets, net of related debt*	(17,068,794)	(17,068,794)	(17,068,794)	
Restricted for debt service	1,304,200	1,304,200	1,304,200	
Assigned				
Parking garage improvements**	600,000	600,000	600,000	
Disaster recovery**	150,000	150,000	150,000	
Working capital**	200,000	200,000	200,000	
Unrestricted*	1,183,677	1,183,677	1,701,438	
Total net position - ending	<u>\$(13,630,917)</u>	<u>\$ (13,630,917)</u>	<u>\$(13,113,156)</u>	

*These amounts are affected by estimates and non-cash transactions (such as depreciation) and will change pursuant to the annual audits.

**The following amounts are held in cash; however, working capital may fluctuate below budget to cover current obligations.

**MIDTOWN MIAMI COMMUNITY DEVELOPMENT DISTRICT
LPS OF AMERICA FINANCIAL STATEMENT
FOR THE PERIOD ENDED NOVEMBER 30, 2021**

	North Block	South Block	Mid-Block East	Off Street Parking	Total
REVENUES					
Monthly parking	\$ 135,499	\$ 105,321	\$ 5,777	\$ -	\$ 246,597
Paystation revenue	557,875.97	83,693.00	-	-	641,568.97
Validation	2,068.00	-	4,931.00	-	6,999.00
City of Miami (off street parking)	-	-	-	1,306.13	1,306.13
Total revenues	<u>695,442.47</u>	<u>189,014.00</u>	<u>10,708.48</u>	<u>1,306.13</u>	<u>896,471.08</u>
Parking payroll					
Wages - cashier	4,923.84	-	-	-	4,923.84
Wages - attendant	13,446.91	-	-	-	13,446.91
Wages - enforcement	12,648.31	-	-	-	12,648.31
Wages - management	27,025.89	-	-	-	27,025.89
Payroll taxes	7,949.06	-	-	-	7,949.06
Employee benefits	3,406.42	-	-	-	3,406.42
Workmen's comp. insurance	5,613.84	-	-	-	5,613.84
PPACA fee	350.00	-	-	-	350.00
Payroll processing	1,387.30	-	-	-	1,387.30
Total administrative	<u>76,751.57</u>	<u>-</u>	<u>-</u>	<u>-</u>	<u>76,751.57</u>
Operating expenses					
Uniforms	200.91	-	-	-	200.91
Operating supplies	268.48	-	-	-	268.48
Equipment rental	1,212.82	-	-	-	1,212.82
Tickets parking/violation	9,110.00	-	-	-	9,110.00
Security services	902.21	-	-	-	902.21
Total operating expenses	<u>11,694.42</u>	<u>-</u>	<u>-</u>	<u>-</u>	<u>11,694.42</u>
R & M					
Service contracts/warranties	16,531.50	-	-	-	16,531.50
R & M - labor	488.71	-	-	-	488.71
Total R & M expenses	<u>17,020.21</u>	<u>-</u>	<u>-</u>	<u>-</u>	<u>17,020.21</u>
Insurance					
General liability	4,386.00	3,060.00	777.76	-	8,223.76
GKLL	252.50	189.38	-	-	441.88
Total insurance expenses	<u>4,638.50</u>	<u>3,249.38</u>	<u>777.76</u>	<u>-</u>	<u>8,665.64</u>

**MIDTOWN MIAMI COMMUNITY DEVELOPMENT DISTRICT
LPS OF AMERICA FINANCIAL STATEMENT
FOR THE PERIOD ENDED NOVEMBER 30, 2021**

	North Block	South Block	Mid-Block East	Off Street Parking	Total
Administration expenses					
Cellular phone	343.11	65.29	65.29	-	473.69
Internet services	1,290.45	-	-	-	1,290.45
Base management fee	4,802.00	1,675.68	324.00	-	6,801.68
Accounting fees	500.00	875.00	375.00	-	1,750.00
IT support	170.00	170.00	170.00	-	510.00
Banking fees	1,124.27	49.61	15.59	-	1,189.47
Credit card fees	12,719.64	1,255.76	-	-	13,975.40
Accounts receivable	250.00	250.00	125.00	-	625.00
Recruiting	289.00	289.00	-	-	578.00
Lanier Connect	2,650.00	1,674.00	1,674.00	-	5,998.00
Miscellaneous expenses	71,677.87	-	-	-	71,677.87
Total administration expenses	<u>95,816.34</u>	<u>6,304.34</u>	<u>2,748.88</u>	-	<u>104,869.56</u>
Total operating expenses	205,921.04	9,553.72	3,526.64	-	219,001.40
Net operating income/(loss)	<u>\$ 489,521.43</u>	<u>\$ 179,460.28</u>	<u>\$ 7,181.84</u>	<u>\$ 1,306.13</u>	<u>\$ 677,469.68</u>
Total operating expense/Net due	<u>\$ 145,921.04</u>	<u>\$ 9,553.72</u>	<u>\$ 3,526.64</u>	<u>\$ -</u>	<u>\$ 159,001.40</u>
Total operating expenses	\$ 205,921.04	\$ 9,553.72	\$ 3,526.64	\$ -	\$ 219,001.40
Less: base reimbursements	(60,000.00)	-	-	-	(60,000.00)
Net Pd/due Lanier System Park	<u>\$ 145,921.04</u>	<u>\$ 9,553.72</u>	<u>\$ 3,526.64</u>	<u>\$ -</u>	<u>\$ 159,001.40</u>

**MIDTOWN MIAMI COMMUNITY DEVELOPMENT DISTRICT
LPS OF AMERICA (NORTH BLOCK) FINANCIAL STATEMENT
FOR THE PERIOD ENDED EACH MONTH DURING FISCAL YEAR 2022**

	Oct 2021	Nov 2021	Dec 2021	Jan 2022	Feb 2022	Mar 2022	Apr 2022	May 2022	Jun 2022	Jul 2022	Aug 2022	Sep 2022	Total
REVENUES													
Monthly parking	\$ 69,952	\$ 65,547	\$ -	\$ -	\$ -	\$ -	\$ -	\$ -	\$ -	\$ -	\$ -	\$ -	\$ 135,499
Paystation revenue	281,168.75	276,707.22	-	-	-	-	-	-	-	-	-	-	557,875.97
Validation	589.00	1,479.00	-	-	-	-	-	-	-	-	-	-	2,068.00
Total revenues	<u>351,709.25</u>	<u>343,733.22</u>	-	-	-	-	-	-	-	-	-	-	<u>695,442.47</u>
EXPENSES													
Parking payroll													
Wages - cashier	3,227.58	1,696.26	-	-	-	-	-	-	-	-	-	-	4,923.84
Wages - attendant	6,615.65	6,831.26	-	-	-	-	-	-	-	-	-	-	13,446.91
Wages - enforcement	6,409.70	6,238.61	-	-	-	-	-	-	-	-	-	-	12,648.31
Wages - management	13,198.69	13,827.20	-	-	-	-	-	-	-	-	-	-	27,025.89
Payroll taxes	3,905.28	4,043.78	-	-	-	-	-	-	-	-	-	-	7,949.06
Employee benefits	1,301.77	2,104.65	-	-	-	-	-	-	-	-	-	-	3,406.42
Workmen's comp. insurance	2,571.12	3,042.72	-	-	-	-	-	-	-	-	-	-	5,613.84
PPACA fee	175.00	175.00	-	-	-	-	-	-	-	-	-	-	350.00
Payroll processing	703.90	683.40	-	-	-	-	-	-	-	-	-	-	1,387.30
Total administrative	<u>38,108.69</u>	<u>38,642.88</u>	-	-	-	-	-	-	-	-	-	-	<u>76,751.57</u>
Operating expenses													
Uniforms	200.91	-	-	-	-	-	-	-	-	-	-	-	200.91
Operating supplies	-	268.48	-	-	-	-	-	-	-	-	-	-	268.48
Equipment rental	940.07	272.75	-	-	-	-	-	-	-	-	-	-	1,212.82
Tickets parking/violation	9,110.00	-	-	-	-	-	-	-	-	-	-	-	9,110.00
Security services	420.16	482.05	-	-	-	-	-	-	-	-	-	-	902.21
Total operating expenses	<u>10,671.14</u>	<u>1,023.28</u>	-	-	-	-	-	-	-	-	-	-	<u>11,694.42</u>
R & M													
Service contracts/warranties	8,265.75	8,265.75	-	-	-	-	-	-	-	-	-	-	16,531.50
R & M - labor	-	488.71	-	-	-	-	-	-	-	-	-	-	488.71
Total R & M expenses	<u>8,265.75</u>	<u>8,754.46</u>	-	-	-	-	-	-	-	-	-	-	<u>17,020.21</u>

**MIDTOWN MIAMI COMMUNITY DEVELOPMENT DISTRICT
LPS OF AMERICA (NORTH BLOCK) FINANCIAL STATEMENT
FOR THE PERIOD ENDED EACH MONTH DURING FISCAL YEAR 2022**

	Oct 2021	Nov 2021	Dec 2021	Jan 2022	Feb 2022	Mar 2022	Apr 2022	May 2022	Jun 2022	Jul 2022	Aug 2022	Sep 2022	Total
Insurance													
General liability	2,193.00	2,193.00	-	-	-	-	-	-	-	-	-	-	4,386.00
GKLL	125.00	127.50	-	-	-	-	-	-	-	-	-	-	252.50
Total insurance expenses	2,318.00	2,320.50	-	-	-	-	-	-	-	-	-	-	4,638.50
Administration expenses													
Cellular phone	170.17	172.94	-	-	-	-	-	-	-	-	-	-	343.11
Internet services	671.44	619.01	-	-	-	-	-	-	-	-	-	-	1,290.45
Base management fee	2,401.00	2,401.00	-	-	-	-	-	-	-	-	-	-	4,802.00
Accounting fees	250.00	250.00	-	-	-	-	-	-	-	-	-	-	500.00
IT support	85.00	85.00	-	-	-	-	-	-	-	-	-	-	170.00
Banking fees	496.78	627.49	-	-	-	-	-	-	-	-	-	-	1,124.27
Credit card fees	6,122.60	6,597.04	-	-	-	-	-	-	-	-	-	-	12,719.64
Accounts receivable	125.00	125.00	-	-	-	-	-	-	-	-	-	-	250.00
Recruiting	164.00	125.00	-	-	-	-	-	-	-	-	-	-	289.00
Lanier Connect	1,325.00	1,325.00	-	-	-	-	-	-	-	-	-	-	2,650.00
Miscellaneous expense	40,875.96	30,801.91	-	-	-	-	-	-	-	-	-	-	71,677.87
Total administration expenses	52,686.95	43,129.39	-	-	-	-	-	-	-	-	-	-	95,816.34
Total operating expenses	112,050.53	93,870.51	-	-	-	-	-	-	-	-	-	-	205,921.04
Net operating income/(loss)	239,658.72	249,862.71	-	-	-	-	-	-	-	-	-	-	489,521.43
Total operating expenses	112,050.53	93,870.51	-	-	-	-	-	-	-	-	-	-	205,921.04
Less: base reimbursements	(60,000.00)	-	-	-	-	-	-	-	-	-	-	-	(60,000.00)
Total operating expenses/Net due	\$ 52,050.53	\$ 93,870.51	\$ -	\$ -	\$ -	\$ -	\$ -	\$ -	\$ -	\$ -	\$ -	\$ -	\$ 145,921.04

**MIDTOWN MIAMI COMMUNITY DEVELOPMENT DISTRICT
LPS AMERICA (SOUTH BLOCK) FINANCIAL STATEMENT
FOR THE PERIOD ENDED EACH MONTH DURING FISCAL YEAR 2022**

	Oct 2021	Nov 2021	Dec 2021	Jan 2022	Feb 2022	Mar 2022	Apr 2022	May 2022	Jun 2022	Jul 2022	Aug 2022	Sep 2022	Total
REVENUES													
Monthly parking	\$ 54,358.50	\$ 50,962.50	\$ -	\$ -	\$ -	\$ -	\$ -	\$ -	\$ -	\$ -	\$ -	\$ -	\$ 105,321.00
Paystation revenue	44,105.00	39,588.00	-	-	-	-	-	-	-	-	-	-	83,693.00
Total revenues	98,463.50	90,550.50	-	-	-	-	-	-	-	-	-	-	189,014.00
EXPENSES													
Parking payroll													
Total administrative	-	-	-	-	-	-	-	-	-	-	-	-	-
Operating expenses													
Total operating expenses	-	-	-	-	-	-	-	-	-	-	-	-	-
R & M													
Total R & M expenses	-	-	-	-	-	-	-	-	-	-	-	-	-
Insurance													
General liability	1,530.00	1,530.00	-	-	-	-	-	-	-	-	-	-	3,060.00
GKLL	93.75	95.63	-	-	-	-	-	-	-	-	-	-	189.38
Total insurance expenses	1,623.75	1,625.63	-	-	-	-	-	-	-	-	-	-	3,249.38
Administration expenses													
Cellular phone	31.26	34.03	-	-	-	-	-	-	-	-	-	-	65.29
Base management fee	837.84	837.84	-	-	-	-	-	-	-	-	-	-	1,675.68
Accounting fees	437.50	437.50	-	-	-	-	-	-	-	-	-	-	875.00
IT support	85.00	85.00	-	-	-	-	-	-	-	-	-	-	170.00
Banking fees	22.71	26.90	-	-	-	-	-	-	-	-	-	-	49.61
Credit card fees	640.96	614.80	-	-	-	-	-	-	-	-	-	-	1,255.76
Accounts receivable	125.00	125.00	-	-	-	-	-	-	-	-	-	-	250.00
Recruiting	164.00	125.00	-	-	-	-	-	-	-	-	-	-	289.00
Lanier Connect	837.00	837.00	-	-	-	-	-	-	-	-	-	-	1,674.00
Total administration expenses	3,181.27	3,123.07	-	-	-	-	-	-	-	-	-	-	6,304.34
Total operating expenses	4,805.02	4,748.70	-	-	-	-	-	-	-	-	-	-	9,553.72
Net operating income/(loss)	93,658.48	85,801.80	-	-	-	-	-	-	-	-	-	-	179,460.28
Total operating expenses	4,805.02	4,748.70	-	-	-	-	-	-	-	-	-	-	9,553.72
Total operating expenses/Net due	\$ 4,805.02	\$ 4,748.70	\$ -	\$ -	\$ -	\$ -	\$ -	\$ -	\$ -	\$ -	\$ -	\$ -	\$ 9,553.72

**MIDTOWN MIAMI COMMUNITY DEVELOPMENT DISTRICT
LPS OF AMERICA (MID BLOCK) FINANCIAL STATEMENT
FOR THE PERIOD ENDED EACH MONTH DURING FISCAL YEAR 2022**

	Oct 2021	Nov 2021	Dec 2021	Jan 2022	Feb 2022	Mar 2022	Apr 2022	May 2022	Jun 2022	Jul 2022	Aug 2022	Sep 2022	Total
REVENUES													
Monthly parking	\$ 3,767.48	\$ 2,010.00	\$ -	\$ -	\$ -	\$ -	\$ -	\$ -	\$ -	\$ -	\$ -	\$ -	\$ 5,777.48
Validation	4,931.00	-	-	-	-	-	-	-	-	-	-	-	4,931.00
Total revenues	8,698.48	2,010.00	-	-	-	-	-	-	-	-	-	-	10,708.48
EXPENSES													
Parking payroll													
Total administrative	-	-	-	-	-	-	-	-	-	-	-	-	-
Operating expenses													
Total operating expenses	-	-	-	-	-	-	-	-	-	-	-	-	-
R & M													
Total R & M expenses	-	-	-	-	-	-	-	-	-	-	-	-	-
Insurance													
General liability	388.88	388.88	-	-	-	-	-	-	-	-	-	-	777.76
Total insurance expenses	388.88	388.88	-	-	-	-	-	-	-	-	-	-	777.76
Administration expenses													
Cellular phone	31.26	34.03	-	-	-	-	-	-	-	-	-	-	65.29
Base management fee	162.00	162.00	-	-	-	-	-	-	-	-	-	-	324.00
Accounting fees	187.50	187.50	-	-	-	-	-	-	-	-	-	-	375.00
IT support	85.00	85.00	-	-	-	-	-	-	-	-	-	-	170.00
Banking fees	5.73	9.86	-	-	-	-	-	-	-	-	-	-	15.59
Accounts receivable	62.50	62.50	-	-	-	-	-	-	-	-	-	-	125.00
Lanier Connect	837.00	837.00	-	-	-	-	-	-	-	-	-	-	1,674.00
Total administration expenses	1,370.99	1,377.89	-	-	-	-	-	-	-	-	-	-	2,748.88
Total operating expenses	1,759.87	1,766.77	-	-	-	-	-	-	-	-	-	-	3,526.64
Net operating income/(loss)	6,938.61	243.23	-	-	-	-	-	-	-	-	-	-	7,181.84
Total operating expenses	1,759.87	1,766.77	-	-	-	-	-	-	-	-	-	-	3,526.64
Total operating expenses/Net due	\$ 1,759.87	\$ 1,766.77	\$ -	\$ -	\$ -	\$ -	\$ -	\$ -	\$ -	\$ -	\$ -	\$ -	\$ 3,526.64

**MIDTOWN MIAMI COMMUNITY DEVELOPMENT DISTRICT
OFF-STREET PARKING
FOR THE PERIOD ENDED EACH MONTH DURING FISCAL YEAR 2022**

<u>Month</u>	<u>Year</u>	<u>Amount</u>
October	2021	\$ 657.45
November	2021	648.68
December	2021	
January	2022	
February	2022	
March	2022	
April	2022	
May	2022	
June	2022	
July	2022	
August	2022	
September	2022	-
		<u>\$ 1,306.13</u>

**MIDTOWN MIAMI
COMMUNITY DEVELOPMENT DISTRICT
CHECK REGISTER
NOVEMBER 30, 2021**

Midtown Miami CDD
Check Detail
 October through November 2021

Type	Num	Date	Name	Account	Paid Amount	Original Amount
Liability Check		10/01/2021	QuickBooks Payroll Service	101.002 · Wells Fargo - Garage Account		-8,575.67
				512.001 · Payroll Salaries	-7.00	7.00
			QuickBooks Payroll Service	2110 · Direct Deposit Liabilities	-8,568.67	8,568.67
TOTAL					-8,575.67	8,575.67
Liability Check		10/15/2021	QuickBooks Payroll Service	101.002 · Wells Fargo - Garage Account		-8,575.64
				512.001 · Payroll Salaries	-7.00	7.00
			QuickBooks Payroll Service	2110 · Direct Deposit Liabilities	-8,568.64	8,568.64
TOTAL					-8,575.64	8,575.64
Liability Check		10/29/2021	QuickBooks Payroll Service	101.002 · Wells Fargo - Garage Account		-8,575.65
				512.001 · Payroll Salaries	-7.00	7.00
			QuickBooks Payroll Service	2110 · Direct Deposit Liabilities	-8,568.65	8,568.65
TOTAL					-8,575.65	8,575.65
Liability Check		11/12/2021	QuickBooks Payroll Service	101.002 · Wells Fargo - Garage Account		-8,862.32
				512.001 · Payroll Salaries	-7.00	7.00
			QuickBooks Payroll Service	2110 · Direct Deposit Liabilities	-8,855.32	8,855.32
TOTAL					-8,862.32	8,862.32
Liability Check		11/12/2021	QuickBooks Payroll Service	101.002 · Wells Fargo - Garage Account		-10,016.08
				512.001 · Payroll Salaries	-7.00	7.00
			QuickBooks Payroll Service	2110 · Direct Deposit Liabilities	-10,009.08	10,009.08
TOTAL					-10,016.08	10,016.08
Liability Check		11/26/2021	QuickBooks Payroll Service	101.002 · Wells Fargo - Garage Account		-8,862.30
				512.001 · Payroll Salaries	-7.00	7.00
			QuickBooks Payroll Service	2110 · Direct Deposit Liabilities	-8,855.30	8,855.30
TOTAL					-8,862.30	8,862.30
Bill Pmt -Check	CBI	10/01/2021	Miami Dade Water & Sewer Department	101.007 · Wells Fargo Operating-8388		-1,782.23
Bill	6783382483 092021	09/30/2021		543.014 · Utility - Irrigation	-46.17	46.17
Bill	6651763579 092021	09/30/2021		543.014 · Utility - Irrigation	-1,240.35	1,240.35
Bill	4433591004 092021	09/30/2021		543.014 · Utility - Irrigation	-445.18	445.18
Bill	0692331941 092021	09/30/2021		543.014 · Utility - Irrigation	-50.53	50.53
TOTAL					-1,782.23	1,782.23

9:29 AM

01/05/22

Midtown Miami CDD Check Detail October through November 2021

Type	Num	Date	Name	Account	Paid Amount	Original Amount
Bill Pmt -Check	CBI	10/22/2021	Miami Dade Water & Sewer Department	101.007 · Wells Fargo Operating-8388		-15,416.61
Bill	9185996897 100621	09/30/2021		543.014 · Utility - Irrigation	-15,416.61	15,416.61
TOTAL					-15,416.61	15,416.61
Bill Pmt -Check	CBI	10/29/2021	Miami Dade Water & Sewer Department	101.007 · Wells Fargo Operating-8388		-701.52
Bill	6651763579 102021	09/30/2021		543.014 · Utility - Irrigation	-46.65	46.65
Bill	6783382483 102021	09/30/2021		543.014 · Utility - Irrigation	-46.65	46.65
Bill	4433591004 102021	09/30/2021		543.014 · Utility - Irrigation	-557.17	557.17
Bill	0692331941 102021	09/30/2021		543.014 · Utility - Irrigation	-51.05	51.05
TOTAL					-701.52	701.52
Bill Pmt -Check	CBP	10/01/2021	AT&T 2	101.002 · Wells Fargo - Garage Account		-651.14
Bill	1475164603	09/30/2021		541.003 · Telephone	-651.14	651.14
TOTAL					-651.14	651.14
Bill Pmt -Check	CBP	10/15/2021	AT&T	101.007 · Wells Fargo Operating-8388		-169.45
Bill	146496235 092821	10/14/2021		541.003 · Telephone	-169.45	169.45
TOTAL					-169.45	169.45
Bill Pmt -Check	CBP	11/05/2021	AT&T 2	101.002 · Wells Fargo - Garage Account		-648.31
Bill	0543545604	11/04/2021		541.003 · Telephone	-648.31	648.31
TOTAL					-648.31	648.31
Paycheck	DD	10/01/2021	Carolina Reyes	101.002 · Wells Fargo - Garage Account		0.00
				512.001 · Payroll Salaries	-1,090.30	1,090.30
				512.001 · Payroll Salaries	-193.85	193.85
				521.001 · Fica Taxes	-79.61	79.61
				202.501 · FICA Payable	-79.61	79.61
				202.501 · FICA Payable	79.61	-79.61
				521.001 · Fica Taxes	-18.62	18.62
				202.501 · FICA Payable	18.62	-18.62
				202.501 · FICA Payable	18.62	-18.62
				2110 · Direct Deposit Liabilities	1,185.92	-1,185.92
TOTAL					0.00	0.00
Paycheck	DD	10/01/2021	Deborah Samuel(101.002 · Wells Fargo - Garage Account		0.00
				512.001 · Payroll Salaries	-4,087.73	4,087.73
				512.001 · Payroll Salaries	-323.08	323.08

Midtown Miami CDD
Check Detail
 October through November 2021

Type	Num	Date	Name	Account	Paid Amount	Original Amount
				202.500 · FWT Payable	339.00	-339.00
				521.001 · Fica Taxes	-273.47	273.47
				202.501 · FICA Payable	273.47	-273.47
				202.501 · FICA Payable	273.47	-273.47
				521.001 · Fica Taxes	-63.95	63.95
				202.501 · FICA Payable	63.95	-63.95
				202.501 · FICA Payable	63.95	-63.95
				2110 · Direct Deposit Liabilities	3,734.39	-3,734.39
TOTAL					0.00	0.00
Paycheck	DD	10/01/2021	Guadalupe Marquez	101.002 · Wells Fargo - Garage Account		0.00
				512.001 · Payroll Salaries	-727.01	727.01
				512.001 · Payroll Salaries	-129.23	129.23
				202.500 · FWT Payable	37.00	-37.00
				521.001 · Fica Taxes	-53.08	53.08
				202.501 · FICA Payable	53.08	-53.08
				202.501 · FICA Payable	53.08	-53.08
				521.001 · Fica Taxes	-12.42	12.42
				202.501 · FICA Payable	12.42	-12.42
				202.501 · FICA Payable	12.42	-12.42
				2110 · Direct Deposit Liabilities	753.74	-753.74
TOTAL					0.00	0.00
Paycheck	DD	10/01/2021	Tariq A Bayzid	101.002 · Wells Fargo - Garage Account		0.00
				512.001 · Payroll Salaries	-3,116.68	3,116.68
				512.001 · Payroll Salaries	-323.08	323.08
				202.500 · FWT Payable	282.00	-282.00
				521.001 · Fica Taxes	-213.26	213.26
				202.501 · FICA Payable	213.26	-213.26
				202.501 · FICA Payable	213.26	-213.26
				521.001 · Fica Taxes	-49.88	49.88
				202.501 · FICA Payable	49.88	-49.88
				202.501 · FICA Payable	49.88	-49.88
				2110 · Direct Deposit Liabilities	2,894.62	-2,894.62
TOTAL					0.00	0.00
Paycheck	DD	10/15/2021	Carolina Reyes	101.002 · Wells Fargo - Garage Account		0.00
				512.001 · Payroll Salaries	-1,090.30	1,090.30
				512.001 · Payroll Salaries	-193.85	193.85
				521.001 · Fica Taxes	-79.62	79.62
				202.501 · FICA Payable	79.62	-79.62
				202.501 · FICA Payable	79.62	-79.62
				521.001 · Fica Taxes	-18.62	18.62
				202.501 · FICA Payable	18.62	-18.62
				202.501 · FICA Payable	18.62	-18.62
				2110 · Direct Deposit Liabilities	1,185.91	-1,185.91

9:29 AM

01/05/22

Midtown Miami CDD
Check Detail
 October through November 2021

Type	Num	Date	Name	Account	Paid Amount	Original Amount
TOTAL					0.00	0.00
Paycheck	DD	10/15/2021	Deborah Samuel(101.002 · Wells Fargo - Garage Account		0.00
				512.001 · Payroll Salaries	-4,087.73	4,087.73
				512.001 · Payroll Salaries	-323.08	323.08
				202.500 · FWT Payable	339.00	-339.00
				521.001 · Fica Taxes	-273.47	273.47
				202.501 · FICA Payable	273.47	-273.47
				202.501 · FICA Payable	273.47	-273.47
				521.001 · Fica Taxes	-63.96	63.96
				202.501 · FICA Payable	63.96	-63.96
				202.501 · FICA Payable	63.96	-63.96
				2110 · Direct Deposit Liabilities	3,734.38	-3,734.38
TOTAL					0.00	0.00
Paycheck	DD	10/15/2021	Guadalupe Marquez	101.002 · Wells Fargo - Garage Account		0.00
				512.001 · Payroll Salaries	-727.01	727.01
				512.001 · Payroll Salaries	-129.23	129.23
				202.500 · FWT Payable	37.00	-37.00
				521.001 · Fica Taxes	-53.09	53.09
				202.501 · FICA Payable	53.09	-53.09
				202.501 · FICA Payable	53.09	-53.09
				521.001 · Fica Taxes	-12.41	12.41
				202.501 · FICA Payable	12.41	-12.41
				202.501 · FICA Payable	12.41	-12.41
				2110 · Direct Deposit Liabilities	753.74	-753.74
TOTAL					0.00	0.00
Paycheck	DD	10/15/2021	Tariq A Bayzid	101.002 · Wells Fargo - Garage Account		0.00
				512.001 · Payroll Salaries	-3,116.68	3,116.68
				512.001 · Payroll Salaries	-323.08	323.08
				202.500 · FWT Payable	282.00	-282.00
				521.001 · Fica Taxes	-213.27	213.27
				202.501 · FICA Payable	213.27	-213.27
				202.501 · FICA Payable	213.27	-213.27
				521.001 · Fica Taxes	-49.88	49.88
				202.501 · FICA Payable	49.88	-49.88
				202.501 · FICA Payable	49.88	-49.88
				2110 · Direct Deposit Liabilities	2,894.61	-2,894.61
TOTAL					0.00	0.00
Paycheck	DD	10/29/2021	Carolina Reyes	101.002 · Wells Fargo - Garage Account		0.00
				512.001 · Payroll Salaries	-1,090.30	1,090.30
				512.001 · Payroll Salaries	-193.85	193.85
				521.001 · Fica Taxes	-79.62	79.62
				202.501 · FICA Payable	79.62	-79.62

9:29 AM

01/05/22

Midtown Miami CDD Check Detail October through November 2021

Type	Num	Date	Name	Account	Paid Amount	Original Amount
				202.501 · FICA Payable	79.62	-79.62
				521.001 · Fica Taxes	-18.62	18.62
				202.501 · FICA Payable	18.62	-18.62
				202.501 · FICA Payable	18.62	-18.62
				2110 · Direct Deposit Liabilities	1,185.91	-1,185.91
TOTAL					0.00	0.00
Paycheck	DD	10/29/2021	Deborah Samuel(101.002 · Wells Fargo - Garage Account		0.00
				512.001 · Payroll Salaries	-4,087.73	4,087.73
				512.001 · Payroll Salaries	-323.08	323.08
				202.500 · FWT Payable	339.00	-339.00
				521.001 · Fica Taxes	-273.47	273.47
				202.501 · FICA Payable	273.47	-273.47
				202.501 · FICA Payable	273.47	-273.47
				521.001 · Fica Taxes	-63.96	63.96
				202.501 · FICA Payable	63.96	-63.96
				202.501 · FICA Payable	63.96	-63.96
				2110 · Direct Deposit Liabilities	3,734.38	-3,734.38
TOTAL					0.00	0.00
Paycheck	DD	10/29/2021	Guadalupe Marquez	101.002 · Wells Fargo - Garage Account		0.00
				512.001 · Payroll Salaries	-727.01	727.01
				512.001 · Payroll Salaries	-129.23	129.23
				202.500 · FWT Payable	37.00	-37.00
				521.001 · Fica Taxes	-53.09	53.09
				202.501 · FICA Payable	53.09	-53.09
				202.501 · FICA Payable	53.09	-53.09
				521.001 · Fica Taxes	-12.42	12.42
				202.501 · FICA Payable	12.42	-12.42
				202.501 · FICA Payable	12.42	-12.42
				2110 · Direct Deposit Liabilities	753.73	-753.73
TOTAL					0.00	0.00
Paycheck	DD	10/29/2021	Tariq A Bayzid	101.002 · Wells Fargo - Garage Account		0.00
				512.001 · Payroll Salaries	-3,116.68	3,116.68
				512.001 · Payroll Salaries	-323.08	323.08
				202.500 · FWT Payable	282.00	-282.00
				521.001 · Fica Taxes	-213.26	213.26
				202.501 · FICA Payable	213.26	-213.26
				202.501 · FICA Payable	213.26	-213.26
				521.001 · Fica Taxes	-49.87	49.87
				202.501 · FICA Payable	49.87	-49.87
				202.501 · FICA Payable	49.87	-49.87
				2110 · Direct Deposit Liabilities	2,894.63	-2,894.63
TOTAL					0.00	0.00

Midtown Miami CDD
Check Detail
 October through November 2021

Type	Num	Date	Name	Account	Paid Amount	Original Amount
Paycheck	DD	11/12/2021	Carolina Reyes	101.002 · Wells Fargo - Garage Account		0.00
				512.001 · Payroll Salaries	-1,090.30	1,090.30
				512.001 · Payroll Salaries	-193.85	193.85
				521.001 · Fica Taxes	-79.61	79.61
				202.501 · FICA Payable	79.61	-79.61
				202.501 · FICA Payable	79.61	-79.61
				521.001 · Fica Taxes	-18.62	18.62
				202.501 · FICA Payable	18.62	-18.62
				202.501 · FICA Payable	18.62	-18.62
				2110 · Direct Deposit Liabilities	1,185.92	-1,185.92
TOTAL					0.00	0.00
Paycheck	DD	11/12/2021	Deborah Samuel(101.002 · Wells Fargo - Garage Account		0.00
				512.001 · Payroll Salaries	-4,292.12	4,292.12
				512.001 · Payroll Salaries	-323.08	323.08
				202.500 · FWT Payable	367.00	-367.00
				521.001 · Fica Taxes	-286.15	286.15
				202.501 · FICA Payable	286.15	-286.15
				202.501 · FICA Payable	286.15	-286.15
				521.001 · Fica Taxes	-66.92	66.92
				202.501 · FICA Payable	66.92	-66.92
				202.501 · FICA Payable	66.92	-66.92
				2110 · Direct Deposit Liabilities	3,895.13	-3,895.13
TOTAL					0.00	0.00
Paycheck	DD	11/12/2021	Guadalupe Marquez	101.002 · Wells Fargo - Garage Account		0.00
				512.001 · Payroll Salaries	-727.01	727.01
				512.001 · Payroll Salaries	-129.23	129.23
				202.500 · FWT Payable	37.00	-37.00
				521.001 · Fica Taxes	-53.08	53.08
				202.501 · FICA Payable	53.08	-53.08
				202.501 · FICA Payable	53.08	-53.08
				521.001 · Fica Taxes	-12.41	12.41
				202.501 · FICA Payable	12.41	-12.41
				202.501 · FICA Payable	12.41	-12.41
				2110 · Direct Deposit Liabilities	753.75	-753.75
TOTAL					0.00	0.00
Paycheck	DD	11/12/2021	Tariq A Bayzid	101.002 · Wells Fargo - Garage Account		0.00
				512.001 · Payroll Salaries	-3,272.51	3,272.51
				512.001 · Payroll Salaries	-323.08	323.08
				202.500 · FWT Payable	300.00	-300.00
				521.001 · Fica Taxes	-222.93	222.93
				202.501 · FICA Payable	222.93	-222.93
				202.501 · FICA Payable	222.93	-222.93
				521.001 · Fica Taxes	-52.14	52.14
				202.501 · FICA Payable	52.14	-52.14

9:29 AM

01/05/22

Midtown Miami CDD
Check Detail
 October through November 2021

Type	Num	Date	Name	Account	Paid Amount	Original Amount
				202.501 · FICA Payable	52.14	-52.14
				2110 · Direct Deposit Liabilities	3,020.52	-3,020.52
TOTAL					0.00	0.00
Paycheck	DD	11/12/2021	Carolina Reyes	101.002 · Wells Fargo - Garage Account		0.00
				512.001 · Payroll Salaries	-545.15	545.15
				521.001 · Fica Taxes	-33.80	33.80
				202.501 · FICA Payable	-33.80	-33.80
				202.501 · FICA Payable	33.80	-33.80
				521.001 · Fica Taxes	-7.90	7.90
				202.501 · FICA Payable	-7.90	-7.90
				202.501 · FICA Payable	7.90	-7.90
				2110 · Direct Deposit Liabilities	503.45	-503.45
TOTAL					0.00	0.00
Paycheck	DD	11/12/2021	Deborah Samuel(101.002 · Wells Fargo - Garage Account		0.00
				512.001 · Payroll Salaries	-6,438.18	6,438.18
				202.500 · FWT Payable	768.00	-768.00
				521.001 · Fica Taxes	-399.16	399.16
				202.501 · FICA Payable	399.16	-399.16
				202.501 · FICA Payable	399.16	-399.16
				521.001 · Fica Taxes	-93.35	93.35
				202.501 · FICA Payable	93.35	-93.35
				202.501 · FICA Payable	93.35	-93.35
				2110 · Direct Deposit Liabilities	5,177.67	-5,177.67
TOTAL					0.00	0.00
Paycheck	DD	11/12/2021	Guadalupe Marquez	101.002 · Wells Fargo - Garage Account		0.00
				512.001 · Payroll Salaries	-363.51	363.51
				521.001 · Fica Taxes	-22.54	22.54
				202.501 · FICA Payable	-22.54	-22.54
				202.501 · FICA Payable	22.54	-22.54
				521.001 · Fica Taxes	-5.27	5.27
				202.501 · FICA Payable	5.27	-5.27
				202.501 · FICA Payable	5.27	-5.27
				2110 · Direct Deposit Liabilities	335.70	-335.70
TOTAL					0.00	0.00
Paycheck	DD	11/12/2021	Tariq A Bayzid	101.002 · Wells Fargo - Garage Account		0.00
				512.001 · Payroll Salaries	-4,908.78	4,908.78
				202.500 · FWT Payable	541.00	-541.00
				521.001 · Fica Taxes	-304.34	304.34
				202.501 · FICA Payable	304.34	-304.34
				202.501 · FICA Payable	304.34	-304.34
				521.001 · Fica Taxes	-71.18	71.18

9:29 AM

01/05/22

Midtown Miami CDD
Check Detail
 October through November 2021

Type	Num	Date	Name	Account	Paid Amount	Original Amount
				202.501 · FICA Payable	71.18	-71.18
				202.501 · FICA Payable	71.18	-71.18
				2110 · Direct Deposit Liabilities	3,992.26	-3,992.26
TOTAL					0.00	0.00
Paycheck	DD	11/26/2021	Carolina Reyes	101.002 · Wells Fargo - Garage Account		0.00
				512.001 · Payroll Salaries	-1,090.30	1,090.30
				512.001 · Payroll Salaries	-193.85	193.85
				521.001 · Fica Taxes	-79.62	79.62
				202.501 · FICA Payable	79.62	-79.62
				202.501 · FICA Payable	79.62	-79.62
				521.001 · Fica Taxes	-18.62	18.62
				202.501 · FICA Payable	18.62	-18.62
				202.501 · FICA Payable	18.62	-18.62
				2110 · Direct Deposit Liabilities	1,185.91	-1,185.91
TOTAL					0.00	0.00
Paycheck	DD	11/26/2021	Deborah Samuel(101.002 · Wells Fargo - Garage Account		0.00
				512.001 · Payroll Salaries	-4,292.12	4,292.12
				512.001 · Payroll Salaries	-323.08	323.08
				202.500 · FWT Payable	367.00	-367.00
				521.001 · Fica Taxes	-286.15	286.15
				202.501 · FICA Payable	286.15	-286.15
				202.501 · FICA Payable	286.15	-286.15
				521.001 · Fica Taxes	-66.92	66.92
				202.501 · FICA Payable	66.92	-66.92
				202.501 · FICA Payable	66.92	-66.92
				2110 · Direct Deposit Liabilities	3,895.13	-3,895.13
TOTAL					0.00	0.00
Paycheck	DD	11/26/2021	Guadalupe Marquez	101.002 · Wells Fargo - Garage Account		0.00
				512.001 · Payroll Salaries	-727.01	727.01
				512.001 · Payroll Salaries	-129.23	129.23
				202.500 · FWT Payable	37.00	-37.00
				521.001 · Fica Taxes	-53.09	53.09
				202.501 · FICA Payable	53.09	-53.09
				202.501 · FICA Payable	53.09	-53.09
				521.001 · Fica Taxes	-12.42	12.42
				202.501 · FICA Payable	12.42	-12.42
				202.501 · FICA Payable	12.42	-12.42
				2110 · Direct Deposit Liabilities	753.73	-753.73
TOTAL					0.00	0.00
Paycheck	DD	11/26/2021	Tariq A Bayzid	101.002 · Wells Fargo - Garage Account		0.00
				512.001 · Payroll Salaries	-3,272.51	3,272.51

Midtown Miami CDD
Check Detail
 October through November 2021

Type	Num	Date	Name	Account	Paid Amount	Original Amount
				512.001 · Payroll Salaries	-323.08	323.08
				202.500 · FWT Payable	300.00	-300.00
				521.001 · Fica Taxes	-222.93	222.93
				202.501 · FICA Payable	222.93	-222.93
				202.501 · FICA Payable	222.93	-222.93
				521.001 · Fica Taxes	-52.13	52.13
				202.501 · FICA Payable	52.13	-52.13
				202.501 · FICA Payable	52.13	-52.13
				2110 · Direct Deposit Liabilities	3,020.53	-3,020.53
TOTAL					0.00	0.00
Bill Pmt -Check	597	10/18/2021	FPL	101.007 · Wells Fargo Operating-8388		-47.98
Bill	71576-36262 100721	10/07/2021		543.006 · Electricity - General	-47.98	47.98
TOTAL					-47.98	47.98
Bill Pmt -Check	598	10/18/2021	FPL	101.007 · Wells Fargo Operating-8388		-581.10
Bill	67055-67052 100721	10/07/2021		543.006 · Electricity - General	-581.10	581.10
TOTAL					-581.10	581.10
Bill Pmt -Check	599	10/18/2021	FPL	101.007 · Wells Fargo Operating-8388		-266.41
Bill	18842-62401 100721	10/07/2021		543.006 · Electricity - General	-266.41	266.41
TOTAL					-266.41	266.41
Bill Pmt -Check	600	10/18/2021	FPL	101.007 · Wells Fargo Operating-8388		-1,773.07
Bill	38854-03406 100721	10/07/2021		543.006 · Electricity - General	-886.54	886.54
				543.006 · Electricity - General	-886.53	886.53
TOTAL					-1,773.07	1,773.07
Bill Pmt -Check	601	10/18/2021	FPL	101.007 · Wells Fargo Operating-8388		-672.17
Bill	46484-22402 100721	10/07/2021		543.006 · Electricity - General	-672.17	672.17
TOTAL					-672.17	672.17
Bill Pmt -Check	602	10/18/2021	FPL	101.007 · Wells Fargo Operating-8388		-6,347.74
Bill	65499-25342 100721	10/07/2021		543.006 · Electricity - General	-6,347.74	6,347.74
TOTAL					-6,347.74	6,347.74
Bill Pmt -Check	603	10/18/2021	FPL	101.007 · Wells Fargo Operating-8388		-82.26

Midtown Miami CDD Check Detail October through November 2021

Type	Num	Date	Name	Account	Paid Amount	Original Amount
Bill	45848-07269 100721	10/07/2021		543.006 · Electricity - General	-82.26	82.26
TOTAL					-82.26	82.26
Bill Pmt -Check	604	11/16/2021	FPL	101.007 · Wells Fargo Operating-8388		-47.98
Bill	71576-36262 110521	11/12/2021		543.006 · Electricity - General	-47.98	47.98
TOTAL					-47.98	47.98
Bill Pmt -Check	605	11/16/2021	FPL	101.007 · Wells Fargo Operating-8388		-1,908.09
Bill	38854-03406 110521	11/12/2021		543.006 · Electricity - General	-954.05	954.05
				543.006 · Electricity - General	-954.04	954.04
TOTAL					-1,908.09	1,908.09
Bill Pmt -Check	606	11/16/2021	FPL	101.007 · Wells Fargo Operating-8388		-315.51
Bill	18842-62401 110521	11/12/2021		543.006 · Electricity - General	-315.51	315.51
TOTAL					-315.51	315.51
Bill Pmt -Check	607	11/16/2021	FPL	101.007 · Wells Fargo Operating-8388		-676.55
Bill	46484-22402 110521	11/12/2021		543.006 · Electricity - General	-676.55	676.55
TOTAL					-676.55	676.55
Bill Pmt -Check	608	11/16/2021	FPL	101.007 · Wells Fargo Operating-8388		-82.26
Bill	45848-07269 110521	11/12/2021		543.006 · Electricity - General	-82.26	82.26
TOTAL					-82.26	82.26
Bill Pmt -Check	609	11/16/2021	FPL	101.007 · Wells Fargo Operating-8388		-6,399.39
Bill	65499-25342 110521	11/12/2021		543.006 · Electricity - General	-6,399.39	6,399.39
TOTAL					-6,399.39	6,399.39
Bill Pmt -Check	610	11/16/2021	FPL	101.007 · Wells Fargo Operating-8388		-563.35
Bill	67055-67052 110521	11/12/2021		543.006 · Electricity - General	-563.35	563.35
TOTAL					-563.35	563.35
Bill Pmt -Check	4929	10/01/2021	ALV Consulting Corp	101.007 · Wells Fargo Operating-8388		-1,900.00
Bill	202100204	09/30/2021		549.066 · Misc - Licenses & Permits	-1,900.00	1,900.00

Midtown Miami CDD
Check Detail
 October through November 2021

Type	Num	Date	Name	Account	Paid Amount	Original Amount
TOTAL					-1,900.00	1,900.00
Bill Pmt -Check	4930	10/01/2021	Budget Ace Hardware	101.007 · Wells Fargo Operating-8388		-310.55
Bill	635913	09/30/2021		551.002 · Office Supplies	-310.55	310.55
TOTAL					-310.55	310.55
Bill Pmt -Check	4931	10/01/2021	Grainger	101.007 · Wells Fargo Operating-8388		-1,878.34
Bill	9063290416	09/30/2021		551.002 · Office Supplies	-376.91	376.91
Bill	9063290408	09/30/2021		551.002 · Office Supplies	-331.64	331.64
Bill	063009246	09/30/2021		551.002 · Office Supplies	-362.80	362.80
Bill	9062816633	09/30/2021		551.002 · Office Supplies	-310.52	310.52
Bill	9061188513	09/30/2021		551.002 · Office Supplies	-259.15	259.15
Bill	9061188521	09/30/2021		551.002 · Office Supplies	-237.32	237.32
TOTAL					-1,878.34	1,878.34
Bill Pmt -Check	4932	10/01/2021	Hector Herrera	101.007 · Wells Fargo Operating-8388		-353.50
Bill	092121	09/30/2021		549.905 · Misc - Security	-353.50	353.50
TOTAL					-353.50	353.50
Bill Pmt -Check	4933	10/01/2021	Lightbulb and Ballast Supply	101.007 · Wells Fargo Operating-8388		-477.60
Bill	211066	09/30/2021		546.020 · R&M - Electrical	-477.60	477.60
TOTAL					-477.60	477.60
Bill Pmt -Check	4934	10/01/2021	Lightworks, Inc.	101.007 · Wells Fargo Operating-8388		-14,280.00
Bill	05672	09/30/2021		546.020 · R&M - Electrical	-14,280.00	14,280.00
TOTAL					-14,280.00	14,280.00
Bill Pmt -Check	4935	10/01/2021	Miami Dade Water & Sewer Department	101.007 · Wells Fargo Operating-8388		-586.77
Bill	0391376916 902021	09/30/2021		543.014 · Utility - Irrigation	-586.77	586.77
TOTAL					-586.77	586.77
Bill Pmt -Check	4936	10/01/2021	South Florida Design Management, Inc.	101.007 · Wells Fargo Operating-8388		-3,600.00
Bill	577	09/30/2021		546.037 · R&M - Grounds	-980.00	980.00
Bill	578	09/30/2021		546.037 · R&M - Grounds	-960.00	960.00
Bill	576	09/30/2021		546.037 · R&M - Grounds	-1,660.00	1,660.00
TOTAL					-3,600.00	3,600.00

9:29 AM

01/05/22

Midtown Miami CDD
Check Detail
 October through November 2021

Type	Num	Date	Name	Account	Paid Amount	Original Amount
Bill Pmt -Check	4937	10/01/2021	Terracon Consultants, Inc.	101.007 · Wells Fargo Operating-8388		-2,045.00
Bill	TF06602	09/30/2021		531.014 · Consulting Services	-2,045.00	2,045.00
TOTAL					-2,045.00	2,045.00
Bill Pmt -Check	4938	10/01/2021	Venturita LLC	101.007 · Wells Fargo Operating-8388		-240.00
Bill	2019116	09/30/2021		546.020 · R&M - Electrical	-240.00	240.00
TOTAL					-240.00	240.00
Bill Pmt -Check	4960	10/08/2021	A&A Iron Work Design LLC	101.007 · Wells Fargo Operating-8388		-1,950.00
Bill	053	09/30/2021		546.001 · R&M - General	-1,950.00	1,950.00
TOTAL					-1,950.00	1,950.00
Bill Pmt -Check	4961	10/08/2021	ALM Media, LLC.	101.007 · Wells Fargo Operating-8388		-105.08
Bill	I0000553738-0928	09/30/2021		548.002 · Legal Advertising	-105.08	105.08
TOTAL					-105.08	105.08
Bill Pmt -Check	4962	10/08/2021	BeefreeMedia	101.007 · Wells Fargo Operating-8388		-4,452.00
Bill	410952	09/30/2021		546.001 · R&M - General	-4,452.00	4,452.00
TOTAL					-4,452.00	4,452.00
Bill Pmt -Check	4963	10/08/2021	BrightView Landscape Services Inc.	101.007 · Wells Fargo Operating-8388		-20,587.44
Bill	7546733	09/30/2021		534.050 · Landscape Maintenance	-410.44	410.44
Bill	7559497	09/30/2021		534.050 · Landscape Maintenance	-4,559.00	4,559.00
Bill	7559431	10/07/2021		534.050 · Landscape Maintenance	-15,618.00	15,618.00
TOTAL					-20,587.44	20,587.44
Bill Pmt -Check	4964	10/08/2021	Coastal Waste & Recycling	101.007 · Wells Fargo Operating-8388		-842.54
Bill	WW0000988246	10/07/2021		534.126 · Waste Removal Services	-235.91	327.66
				534.126 · Waste Removal Services	-606.63	842.54
TOTAL					-842.54	1,170.20
Bill Pmt -Check	4965	10/08/2021	FedEx	101.007 · Wells Fargo Operating-8388		-10.70
Bill	7-514-36227	09/30/2021		541.006 · Postage & Freight	-10.70	10.70
TOTAL					-10.70	10.70

Midtown Miami CDD
Check Detail
 October through November 2021

Type	Num	Date	Name	Account	Paid Amount	Original Amount
Bill Pmt -Check	4966	10/08/2021	Hector Herrera	101.007 · Wells Fargo Operating-8388		-707.00
Bill	092821	09/30/2021		549.905 · Misc - Security	-353.50	353.50
Bill	092921	09/30/2021		549.905 · Misc - Security	-353.50	353.50
TOTAL					-707.00	707.00
Bill Pmt -Check	4967	10/08/2021	Interstate Cleaning Corporation	101.007 · Wells Fargo Operating-8388		-36,520.45
Bill	9177874-IN	10/07/2021		534.038 · Street Sweeping	-4,305.27	4,305.27
Bill	9177873-IN	10/07/2021		534.026 · Janitorial Services	-9,664.56	13,806.51
				534.026 · Janitorial Services	-22,550.62	32,215.18
TOTAL					-36,520.45	50,326.96
Bill Pmt -Check	4968	10/08/2021	LandCare USA LLC	101.007 · Wells Fargo Operating-8388		-4,200.00
Bill	448541	09/30/2021		546.071 · R&M - Plant Replacement	-4,200.00	4,200.00
TOTAL					-4,200.00	4,200.00
Bill Pmt -Check	4969	10/08/2021	Lightworks, Inc.	101.007 · Wells Fargo Operating-8388		-5,712.00
Bill	05674	09/30/2021		546.020 · R&M - Electrical	-5,712.00	5,712.00
TOTAL					-5,712.00	5,712.00
Bill Pmt -Check	4970	10/08/2021	Miami Pool Tech, Inc.	101.007 · Wells Fargo Operating-8388		-260.00
Bill	21-781291	10/07/2021		534.023 · Fountains	-260.00	260.00
TOTAL					-260.00	260.00
Bill Pmt -Check	4971	10/08/2021	Orion Pest Control	101.007 · Wells Fargo Operating-8388		-360.00
Bill	40522	09/30/2021		534.125 · Pest Control	-360.00	360.00
TOTAL					-360.00	360.00
Bill Pmt -Check	4972	10/08/2021	South Florida Design Management, Inc.	101.007 · Wells Fargo Operating-8388		-3,920.00
Bill	581	09/30/2021		546.037 · R&M - Grounds	-650.00	650.00
Bill	580	09/30/2021		546.037 · R&M - Grounds	-900.00	900.00
Bill	579	09/30/2021		546.037 · R&M - Grounds	-560.00	560.00
Bill	582	10/07/2021		546.037 · R&M - Grounds	-900.00	900.00
Bill	583	10/07/2021		546.037 · R&M - Grounds	-350.00	350.00
Bill	584	10/07/2021		546.037 · R&M - Grounds	-560.00	560.00
TOTAL					-3,920.00	3,920.00

Midtown Miami CDD
Check Detail
 October through November 2021

Type	Num	Date	Name	Account	Paid Amount	Original Amount
Bill Pmt -Check	4973	10/08/2021	Trimscape Landscape Services	101.007 · Wells Fargo Operating-8388		-1,200.00
Bill	2104	09/30/2021		546.001 · R&M - General	-1,200.00	1,200.00
TOTAL					-1,200.00	1,200.00
Bill Pmt -Check	4974	10/08/2021	Wrathell, Hunt & Associates, LLC	101.007 · Wells Fargo Operating-8388		-5,925.09
Bill	2021--0181	10/07/2021		531.027 · Management	-3,980.45	5,077.67
				531.038 · Assessment Services	-298.94	381.34
				531.038 · Assessment Services	-1,280.33	1,633.25
				531.038 · Assessment Services	-326.17	416.08
				547.001 · Printing & Binding	-39.20	50.00
TOTAL					-5,925.09	7,558.34
Bill Pmt -Check	4975	10/15/2021	A&A Iron Work Design LLC	101.007 · Wells Fargo Operating-8388		-1,300.00
Bill	054	09/30/2021		549.900 · Misc - Contingency	-1,300.00	1,300.00
TOTAL					-1,300.00	1,300.00
Bill Pmt -Check	4976	10/15/2021	Hector Herrera	101.007 · Wells Fargo Operating-8388		-707.00
Bill	100621	10/14/2021		549.905 · Misc - Security	-353.50	353.50
Bill	100721	10/14/2021		549.905 · Misc - Security	-353.50	353.50
TOTAL					-707.00	707.00
Bill Pmt -Check	4977	10/15/2021	MG Tech Inc.	101.007 · Wells Fargo Operating-8388		-196.00
Bill	4043	09/30/2021		534.081 · Contracts - Air Conditioning	-58.80	84.00
				534.081 · Contracts - Air Conditioning	-137.20	196.00
TOTAL					-196.00	280.00
Bill Pmt -Check	4978	10/15/2021	Orion Pest Control	101.007 · Wells Fargo Operating-8388		-360.00
Bill	40714	10/14/2021		534.125 · Pest Control	-360.00	360.00
TOTAL					-360.00	360.00
Bill Pmt -Check	4979	10/15/2021	PME Inc.	101.007 · Wells Fargo Operating-8388		-1,350.00
Bill	17448	10/14/2021		534.080 · Road Cleaning	-1,350.00	1,350.00
TOTAL					-1,350.00	1,350.00
Bill Pmt -Check	4980	10/15/2021	Tri-County Pavement Markings	101.007 · Wells Fargo Operating-8388		-5,006.00
Bill	3921	09/30/2021		549.900 · Misc - Contingency	-376.00	376.00

Midtown Miami CDD
Check Detail
 October through November 2021

Type	Num	Date	Name	Account	Paid Amount	Original Amount
Bill	3922	09/30/2021		549.900 · Misc - Contingency	-1,642.00	1,642.00
Bill	3923	09/30/2021		549.900 · Misc - Contingency	-2,312.00	2,312.00
Bill	3924	09/30/2021		549.900 · Misc - Contingency	-676.00	676.00
TOTAL					-5,006.00	5,006.00
Bill Pmt -Check	4981	10/15/2021	Venturita LLC	101.007 · Wells Fargo Operating-8388		-660.00
Bill	2019120	09/30/2021		546.001 · R&M - General	-660.00	660.00
TOTAL					-660.00	660.00
Check	4982	10/15/2021	Wells Fargo	101.007 · Wells Fargo Operating-8388		-74.89
				2040300 · Credit Card - Wells Fargo MC	-74.89	74.89
TOTAL					-74.89	74.89
Check	4983	10/27/2021	Midtown Miami CDD	101.007 · Wells Fargo Operating-8388		-3,726.48
				207.203 · Due to DS 2014B	-3,726.48	3,726.48
TOTAL					-3,726.48	3,726.48
Check	4984	10/28/2021	Midtown Miami CDD	101.407 · TIF funds		-1,259,468.75
				207.401 · Due to Enterprise Fund	-1,259,468.75	1,259,468.75
TOTAL					-1,259,468.75	1,259,468.75
Bill Pmt -Check	4985	10/22/2021	Allied Universal	101.007 · Wells Fargo Operating-8388		-46,579.85
Bill	11833743	09/30/2021		534.037 · Security Services	-13,973.96	19,962.80
				534.037 · Security Services	-32,605.89	46,579.85
TOTAL					-46,579.85	66,542.65
Bill Pmt -Check	4986	10/22/2021	Alvarez Engineers, Inc.	101.007 · Wells Fargo Operating-8388		-320.00
Bill	6201	09/30/2021		531.013 · Engineering	-320.00	320.00
TOTAL					-320.00	320.00
Bill Pmt -Check	4987	10/22/2021	Budget Ace Hardware	101.007 · Wells Fargo Operating-8388		-52.24
Bill	636545	10/21/2021		551.002 · Office Supplies	-52.24	52.24
TOTAL					-52.24	52.24
Bill Pmt -Check	4988	10/22/2021	Hector Herrera	101.007 · Wells Fargo Operating-8388		-353.50

Midtown Miami CDD
Check Detail
 October through November 2021

Type	Num	Date	Name	Account	Paid Amount	Original Amount
Bill	101221	10/21/2021		549.905 · Misc - Security	-353.50	353.50
TOTAL					-353.50	353.50
Bill Pmt -Check	4989	10/22/2021	Killowatts Electric & Lighting Supply	101.007 · Wells Fargo Operating-8388		-279.50
Bill	0628817-IN	09/30/2021		546.020 · R&M - Electrical	-279.50	279.50
TOTAL					-279.50	279.50
Bill Pmt -Check	4990	10/22/2021	Omar Electrical Contractor Corp.	101.007 · Wells Fargo Operating-8388		-1,664.98
Bill	10152021-2	10/21/2021		546.020 · R&M - Electrical	-1,664.98	1,664.98
TOTAL					-1,664.98	1,664.98
Bill Pmt -Check	4991	10/22/2021	Tidy Pets Pooper Scoopers	101.007 · Wells Fargo Operating-8388		-1,001.00
Bill	000602	10/07/2021		546.001 · R&M - General	-1,001.00	1,001.00
TOTAL					-1,001.00	1,001.00
Bill Pmt -Check	4992	10/29/2021	Advantage Golf Cars, Inc.	101.007 · Wells Fargo Operating-8388		-538.65
Bill	9791	09/30/2021		534.037 · Security Services	-29.81	42.59
Bill	9214	10/28/2021		534.037 · Security Services	-69.58	99.39
Bill				534.037 · Security Services	-131.78	188.25
Bill				534.037 · Security Services	-307.48	439.26
TOTAL					-538.65	769.49
Bill Pmt -Check	4993	10/29/2021	Billing, Cochran, Lyles, Mauro & Ramsey	101.007 · Wells Fargo Operating-8388		-1,380.00
Bill	171344	09/30/2021		531.023 · Legal	-1,380.00	1,380.00
TOTAL					-1,380.00	1,380.00
Bill Pmt -Check	4994	10/29/2021	Lightworks, Inc.	101.007 · Wells Fargo Operating-8388		-14,994.00
Bill	05686	10/28/2021		538.038 · Light fixtures - landscaping	-14,994.00	14,994.00
TOTAL					-14,994.00	14,994.00
Bill Pmt -Check	4995	10/29/2021	MG Tech Inc.	101.007 · Wells Fargo Operating-8388		-250.00
Bill	4049	10/28/2021		546.004 · R&M - Air Conditioning	-250.00	250.00
TOTAL					-250.00	250.00
Bill Pmt -Check	4996	10/29/2021	PC-CAD LLC.	101.007 · Wells Fargo Operating-8388		-350.00

Midtown Miami CDD
Check Detail
 October through November 2021

Type	Num	Date	Name	Account	Paid Amount	Original Amount
Bill	2008-2936	10/28/2021		531.014 · Consulting Services	-350.00	350.00
TOTAL					-350.00	350.00
Bill Pmt -Check	4997	10/29/2021	Miami Dade Water & Sewer Department	101.007 · Wells Fargo Operating-8388		-503.48
Bill	0391376916 102021	09/30/2021		543.014 · Utility - Irrigation	-503.48	503.48
TOTAL					-503.48	503.48
Bill Pmt -Check	4998	11/05/2021	Advantage Golf Cars, Inc.	101.007 · Wells Fargo Operating-8388		-439.26
Bill	10293	11/04/2021		534.037 · Security Services	-131.78	188.25
				534.037 · Security Services	-307.48	439.26
TOTAL					-439.26	627.51
Bill Pmt -Check	4999	11/05/2021	BrightView Landscape Services Inc.	101.007 · Wells Fargo Operating-8388		-20,177.00
Bill	7601578	11/04/2021		534.050 · Landscape Maintenance	-15,618.00	15,618.00
Bill	7601643	11/04/2021		534.050 · Landscape Maintenance	-4,559.00	4,559.00
TOTAL					-20,177.00	20,177.00
Bill Pmt -Check	5000	11/05/2021	Budget Ace Hardware	101.007 · Wells Fargo Operating-8388		-128.81
Bill	636872	11/04/2021		551.002 · Office Supplies	-128.81	128.81
TOTAL					-128.81	128.81
Bill Pmt -Check	5001	11/05/2021	City of Miami Police	101.007 · Wells Fargo Operating-8388		-157.50
Bill	189151	09/30/2021		549.905 · Misc - Security	-157.50	157.50
TOTAL					-157.50	157.50
Bill Pmt -Check	5002	11/05/2021	Coastal Waste & Recycling	101.007 · Wells Fargo Operating-8388		-963.06
Bill	WW0001004519	11/04/2021		534.126 · Waste Removal Services	-269.66	374.53
				534.126 · Waste Removal Services	-693.40	963.06
TOTAL					-963.06	1,337.59
Bill Pmt -Check	5003	11/05/2021	Department of Economic Opportunity	101.007 · Wells Fargo Operating-8388		-175.00
Bill	84818	11/04/2021		554.007 · Annual District Filing Fee	-175.00	175.00
TOTAL					-175.00	175.00
Bill Pmt -Check	5004	11/05/2021	FedEx	101.007 · Wells Fargo Operating-8388		-89.24

Midtown Miami CDD Check Detail October through November 2021

Type	Num	Date	Name	Account	Paid Amount	Original Amount
Bill	7-544-80421	11/04/2021		541.006 · Postage & Freight	-7.17	7.17
Bill	7-552-92742	11/04/2021		541.006 · Postage & Freight	-82.07	82.07
TOTAL					-89.24	89.24
Bill Pmt -Check	5005	11/05/2021	Hector Herrera	101.007 · Wells Fargo Operating-8388		-353.50
Bill	102621	11/04/2021		549.905 · Misc - Security	-353.50	353.50
TOTAL					-353.50	353.50
Bill Pmt -Check	5006	11/05/2021	Interstate Cleaning Corporation	101.007 · Wells Fargo Operating-8388		-36,520.45
Bill	9178189-IN	11/04/2021		534.038 · Street Sweeping	-4,305.27	4,305.27
Bill	9178188-IN	11/04/2021		534.026 · Janitorial Services	-9,664.56	13,806.51
				534.026 · Janitorial Services	-22,550.62	32,215.18
TOTAL					-36,520.45	50,326.96
Bill Pmt -Check	5007	11/05/2021	MG Tech Inc.	101.007 · Wells Fargo Operating-8388		-196.00
Bill	4073	11/04/2021		534.081 · Contracts - Air Conditioning	-58.80	84.00
				534.081 · Contracts - Air Conditioning	-137.20	196.00
TOTAL					-196.00	280.00
Bill Pmt -Check	5008	11/05/2021	Miami Pool Tech, Inc.	101.007 · Wells Fargo Operating-8388		-260.00
Bill	21-79007	11/04/2021		534.023 · Fountains	-260.00	260.00
TOTAL					-260.00	260.00
Bill Pmt -Check	5009	11/05/2021	Omar Electrical Contractor Corp.	101.007 · Wells Fargo Operating-8388		-3,100.00
Bill	9302021	09/30/2021		546.020 · R&M - Electrical	-3,100.00	3,100.00
TOTAL					-3,100.00	3,100.00
Bill Pmt -Check	5010	11/05/2021	Randy's Holiday Lighting	101.007 · Wells Fargo Operating-8388		-42,438.00
Bill	9566	11/04/2021		549.027 · Misc - Holiday Decor	-255.00	255.00
Bill	9568	11/04/2021		549.027 · Misc - Holiday Decor	-42,183.00	42,183.00
TOTAL					-42,438.00	42,438.00
Bill Pmt -Check	5011	11/05/2021	Wrathell, Hunt & Associates, LLC	101.007 · Wells Fargo Operating-8388		-5,925.09
Bill	2021-0280	11/04/2021		531.027 · Management	-3,980.45	5,077.67
				531.038 · Assessment Services	-298.94	381.34
				531.038 · Assessment Services	-1,280.33	1,633.25
				531.038 · Assessment Services	-326.17	416.08

Midtown Miami CDD
Check Detail
 October through November 2021

Type	Num	Date	Name	Account	Paid Amount	Original Amount
				547.001 · Printing & Binding	-39.20	50.00
TOTAL					-5,925.09	7,558.34
Check	5012	11/15/2021	Wells Fargo	101.007 · Wells Fargo Operating-8388		-781.82
				2040300 · Credit Card - Wells Fargo MC	-781.82	781.82
TOTAL					-781.82	781.82
Bill Pmt -Check	5013	11/15/2021	BrightView Landscape Services Inc.	101.007 · Wells Fargo Operating-8388		-537.87
Bill	7619584	11/12/2021		534.050 · Landscape Maintenance	-537.87	537.87
TOTAL					-537.87	537.87
Bill Pmt -Check	5014	11/15/2021	Grainger	101.007 · Wells Fargo Operating-8388		-320.87
Bill	9106292197	11/12/2021		551.002 · Office Supplies	-320.87	320.87
TOTAL					-320.87	320.87
Bill Pmt -Check	5015	11/15/2021	Hector Herrera	101.007 · Wells Fargo Operating-8388		-353.50
Bill	102821	11/12/2021		549.905 · Misc - Security	-353.50	353.50
TOTAL					-353.50	353.50
Bill Pmt -Check	5016	11/15/2021	PME Inc.	101.007 · Wells Fargo Operating-8388		-1,350.00
Bill	17658	11/12/2021		534.080 · Road Cleaning	-1,350.00	1,350.00
TOTAL					-1,350.00	1,350.00
Bill Pmt -Check	5017	11/15/2021	South Florida Design Management, Inc.	101.007 · Wells Fargo Operating-8388		-830.00
Bill	585	11/12/2021		546.037 · R&M - Grounds	-830.00	830.00
TOTAL					-830.00	830.00
Bill Pmt -Check	5018	11/15/2021	Tidy Pets Pooper Scoopers	101.007 · Wells Fargo Operating-8388		-195.00
Bill	000601	11/12/2021		546.001 · R&M - General	-195.00	195.00
TOTAL					-195.00	195.00
Bill Pmt -Check	5019	11/15/2021	Venturita LLC	101.007 · Wells Fargo Operating-8388		-180.00
Bill	2019123	11/12/2021		546.020 · R&M - Electrical	-120.00	120.00
Bill	2019122	11/12/2021		546.020 · R&M - Electrical	-60.00	60.00

Midtown Miami CDD
Check Detail
 October through November 2021

Type	Num	Date	Name	Account	Paid Amount	Original Amount
TOTAL					-180.00	180.00
Bill Pmt -Check	5020	11/19/2021	Billing, Cochran, Lyles, Mauro & Ramsey	101.007 · Wells Fargo Operating-8388		-1,800.00
Bill	171852	11/18/2021		531.023 · Legal	-1,800.00	1,800.00
TOTAL					-1,800.00	1,800.00
Bill Pmt -Check	5021	11/19/2021	BrightView Landscape Services Inc.	101.007 · Wells Fargo Operating-8388		-11,556.50
Bill	4871614	11/18/2021		534.050 · Landscape Maintenance	-3,474.43	3,474.43
Bill	4871619	11/18/2021		534.050 · Landscape Maintenance	-689.25	689.25
Bill	4871621	11/18/2021		534.050 · Landscape Maintenance	-2,255.95	2,255.95
Bill	4871612	11/18/2021		534.050 · Landscape Maintenance	-2,377.81	2,377.81
Bill	4871613	11/18/2021		534.050 · Landscape Maintenance	-2,457.34	2,457.34
Bill	4871615	11/18/2021		534.050 · Landscape Maintenance	-301.72	301.72
TOTAL					-11,556.50	11,556.50
Bill Pmt -Check	5022	11/19/2021	Coastal Waste & Recycling	101.007 · Wells Fargo Operating-8388		-912.76
Bill	WW0000319455	09/30/2021		534.126 · Waste Removal Services	-200.80	257.44
				534.126 · Waste Removal Services	-711.96	912.76
TOTAL					-912.76	1,170.20
Bill Pmt -Check	5023	11/19/2021	FedEx	101.007 · Wells Fargo Operating-8388		-7.17
Bill	7-560-02802	11/18/2021		541.006 · Postage & Freight	-7.17	7.17
TOTAL					-7.17	7.17
Bill Pmt -Check	5024	11/19/2021	Tariq Bayzid	101.007 · Wells Fargo Operating-8388		-35.00
Bill	111521	11/18/2021		546.001 · R&M - General	-35.00	35.00
TOTAL					-35.00	35.00
Bill Pmt -Check	5025	11/19/2021	Tidy Pets Pooper Scoopers	101.007 · Wells Fargo Operating-8388		-1,001.00
Bill	000615	11/18/2021		546.001 · R&M - General	-1,001.00	1,001.00
TOTAL					-1,001.00	1,001.00
Check	5026	11/19/2021	Wells Fargo	101.007 · Wells Fargo Operating-8388		-93.74
				2040300 · Credit Card - Wells Fargo MC	-93.74	93.74
TOTAL					-93.74	93.74

Midtown Miami CDD
Check Detail
 October through November 2021

Type	Num	Date	Name	Account	Paid Amount	Original Amount
Bill Pmt -Check	5027	11/29/2021	BrightView Landscape Services Inc.	101.007 · Wells Fargo Operating-8388		-1,225.00
Bill	7635348	11/24/2021		546.041 · R&M - Irrigation	-650.00	650.00
Bill	7635349	11/24/2021		546.041 · R&M - Irrigation	-575.00	575.00
TOTAL					-1,225.00	1,225.00
Bill Pmt -Check	5028	11/29/2021	Grainger	101.007 · Wells Fargo Operating-8388		-190.48
Bill	9119927383	11/24/2021		551.002 · Office Supplies	-190.48	190.48
TOTAL					-190.48	190.48
Bill Pmt -Check	5029	11/29/2021	Hector Herrera	101.007 · Wells Fargo Operating-8388		-1,767.50
Bill	110321	11/24/2021		549.905 · Misc - Security	-353.50	353.50
Bill	111621	11/24/2021		549.905 · Misc - Security	-353.50	353.50
Bill	111821	11/24/2021		549.905 · Misc - Security	-353.50	353.50
Bill	111721	11/24/2021		549.905 · Misc - Security	-353.50	353.50
Bill	110821	11/24/2021		549.905 · Misc - Security	-353.50	353.50
TOTAL					-1,767.50	1,767.50
Bill Pmt -Check	6780	10/01/2021	Venturita LLC	101.002 · Wells Fargo - Garage Account		-30.00
Bill	2019119	09/30/2021		546.020 · R&M - Electrical	-30.00	30.00
TOTAL					-30.00	30.00
Bill Pmt -Check	6781	10/01/2021	Veracomca	101.002 · Wells Fargo - Garage Account		-290.00
Bill	3320	09/30/2021		546.020 · R&M - Electrical	-290.00	290.00
TOTAL					-290.00	290.00
Check	6782	10/12/2021	City of Miami -	101.002 · Wells Fargo - Garage Account		-11,694.97
				204.001 · City Tax Payable	-11,694.97	11,694.97
TOTAL					-11,694.97	11,694.97
Check	6783	10/12/2021	City of Miami -	101.002 · Wells Fargo - Garage Account		-41,406.95
				204.001 · City Tax Payable	-41,406.95	41,406.95
TOTAL					-41,406.95	41,406.95
Bill Pmt -Check	6784	10/08/2021	BeefreeMedia	101.002 · Wells Fargo - Garage Account		-1,612.00
Bill	410955	09/30/2021		546.022 · R&M - Equipment	-1,612.00	1,612.00

Midtown Miami CDD
Check Detail
 October through November 2021

Type	Num	Date	Name	Account	Paid Amount	Original Amount
TOTAL					-1,612.00	1,612.00
Bill Pmt -Check	6785	10/08/2021	Burca Elevator & Metal Works, Inc.	101.002 · Wells Fargo - Garage Account		-5,620.00
Bill	5189	09/30/2021		546.086 · R&M - Elevators	-4,200.00	4,200.00
Bill	5187	09/30/2021		546.086 · R&M - Elevators	-920.00	920.00
Bill	5190	10/07/2021		546.001 · R&M - General	-500.00	500.00
TOTAL					-5,620.00	5,620.00
Bill Pmt -Check	6786	10/08/2021	Coastal Waste & Recycling	101.002 · Wells Fargo - Garage Account		-327.66
Bill	WW0000988246	10/07/2021		534.126 · Waste Removal Services	-91.75	327.66
				534.126 · Waste Removal Services	-235.91	842.54
TOTAL					-327.66	1,170.20
Bill Pmt -Check	6787	10/08/2021	Fowler and Sons Construction, LLC	101.002 · Wells Fargo - Garage Account		-38,100.00
Bill	2286	10/07/2021		538.041 · NB Facade repair	-38,100.00	38,100.00
TOTAL					-38,100.00	38,100.00
Bill Pmt -Check	6788	10/08/2021	Interstate Cleaning Corporation	101.002 · Wells Fargo - Garage Account		-35,312.61
Bill	9177875-IN	10/07/2021		534.026 · Janitorial Services	-21,506.10	21,506.10
Bill	9177873-IN	10/07/2021		534.026 · Janitorial Services	-4,141.95	13,806.51
				534.026 · Janitorial Services	-9,664.56	32,215.18
TOTAL					-35,312.61	67,527.79
Bill Pmt -Check	6789	10/08/2021	Kone Inc.	101.002 · Wells Fargo - Garage Account		-3,950.00
Bill	962018262	10/07/2021		534.072 · Contracts - Elevator	-3,950.00	3,950.00
TOTAL					-3,950.00	3,950.00
Bill Pmt -Check	6790	10/08/2021	RDSTEAM.COM	101.002 · Wells Fargo - Garage Account		-135.00
Bill	IN71987	09/30/2021		546.001 · R&M - General	-135.00	135.00
TOTAL					-135.00	135.00
Bill Pmt -Check	6791	10/08/2021	Staples Credit Plan	101.002 · Wells Fargo - Garage Account		-167.48
Bill	9836872670	09/30/2021		551.002 · Office Supplies	-33.49	33.49
Bill	9905612143	09/30/2021		551.002 · Office Supplies	-133.99	133.99
TOTAL					-167.48	167.48

Midtown Miami CDD
Check Detail
 October through November 2021

Type	Num	Date	Name	Account	Paid Amount	Original Amount
Bill Pmt -Check	6792	10/08/2021	Wrathell, Hunt & Associates, LLC	101.002 · Wells Fargo - Garage Account		-1,633.25
Bill	2021--0181	10/07/2021		531.027 · Management	-1,097.22	5,077.67
				531.038 · Assessment Services	-82.40	381.34
				531.038 · Assessment Services	-352.92	1,633.25
				531.038 · Assessment Services	-89.91	416.08
				547.001 · Printing & Binding	-10.80	50.00
TOTAL					-1,633.25	7,558.34
Bill Pmt -Check	6793	10/15/2021	BeefreeMedia	101.002 · Wells Fargo - Garage Account		-30,900.75
Bill	410959	10/14/2021		549.900 · Misc - Contingency	-13,400.60	13,400.60
Bill	410958	10/14/2021		538.001 · Capital Projects	-17,500.15	17,500.15
TOTAL					-30,900.75	30,900.75
Bill Pmt -Check	6794	10/15/2021	Budget Ace Hardware	101.002 · Wells Fargo - Garage Account		-181.41
Bill	636214	10/14/2021		551.002 · Office Supplies	-181.41	181.41
TOTAL					-181.41	181.41
Bill Pmt -Check	6795	10/15/2021	Fahrenheit Propane	101.002 · Wells Fargo - Garage Account		-133.95
Bill	INV-044390	10/14/2021		546.001 · R&M - General	-133.95	133.95
TOTAL					-133.95	133.95
Bill Pmt -Check	6796	10/15/2021	Grainger	101.002 · Wells Fargo - Garage Account		-323.60
Bill	9073533359	10/14/2021		551.002 · Office Supplies	-323.60	323.60
TOTAL					-323.60	323.60
Bill Pmt -Check	6797	10/15/2021	Ilymar Lighting Supplies Inc.	101.002 · Wells Fargo - Garage Account		-1,828.25
Bill	2021-0928	09/30/2021		546.020 · R&M - Electrical	-1,828.25	1,828.25
TOTAL					-1,828.25	1,828.25
Bill Pmt -Check	6798	10/15/2021	MG Tech Inc.	101.002 · Wells Fargo - Garage Account		-84.00
Bill	4043	09/30/2021		534.081 · Contracts - Air Conditioning	-25.20	84.00
				534.081 · Contracts - Air Conditioning	-58.80	196.00
TOTAL					-84.00	280.00
Check	6799	10/15/2021	Wells Fargo	101.002 · Wells Fargo - Garage Account		-2,791.89

Midtown Miami CDD
Check Detail
 October through November 2021

Type	Num	Date	Name	Account	Paid Amount	Original Amount
				2040300 · Credit Card - Wells Fargo MC	-2,791.89	2,791.89
TOTAL					-2,791.89	2,791.89
Check	6800	10/22/2021	Wells Fargo	101.002 · Wells Fargo - Garage Account		-390.07
				2040300 · Credit Card - Wells Fargo MC	-390.07	390.07
TOTAL					-390.07	390.07
Bill Pmt -Check	6801	10/22/2021	Air Esscentials, Inc.	101.002 · Wells Fargo - Garage Account		-100.00
Bill	140671	10/21/2021		546.001 · R&M - General	-100.00	100.00
TOTAL					-100.00	100.00
Bill Pmt -Check	6802	10/22/2021	Allied Universal	101.002 · Wells Fargo - Garage Account		-19,962.80
Bill	11833743	09/30/2021		534.037 · Security Services	-5,988.84	19,962.80
				534.037 · Security Services	-13,973.96	46,579.85
TOTAL					-19,962.80	66,542.65
Bill Pmt -Check	6803	10/22/2021	Grainger	101.002 · Wells Fargo - Garage Account		-150.45
Bill	9081264187	10/21/2021		551.002 · Office Supplies	-150.45	150.45
TOTAL					-150.45	150.45
Bill Pmt -Check	6804	10/22/2021	LPS of America, Inc.	101.002 · Wells Fargo - Garage Account		-33,952.73
Bill	126697	09/30/2021		534.030 · Contracts - Parking	-33,952.73	33,952.73
TOTAL					-33,952.73	33,952.73
Bill Pmt -Check	6805	10/22/2021	NCY Services & Repairs, Inc.	101.002 · Wells Fargo - Garage Account		-350.00
Bill	101321	10/21/2021		546.022 · R&M - Equipment	-350.00	350.00
TOTAL					-350.00	350.00
Bill Pmt -Check	6806	10/22/2021	South Florida Elevator Inspectors	101.002 · Wells Fargo - Garage Account		-2,500.00
Bill	7783	10/21/2021		534.072 · Contracts - Elevator	-2,500.00	2,500.00
TOTAL					-2,500.00	2,500.00
Bill Pmt -Check	6807	10/29/2021	Advantage Golf Cars, Inc.	101.002 · Wells Fargo - Garage Account		-230.84
Bill	9791	09/30/2021		534.037 · Security Services	-12.78	42.59
				534.037 · Security Services	-29.81	99.39

Midtown Miami CDD
Check Detail
 October through November 2021

Type	Num	Date	Name	Account	Paid Amount	Original Amount
Bill	9214	10/28/2021		534.037 · Security Services	-56.47	188.25
				534.037 · Security Services	-131.78	439.26
TOTAL					-230.84	769.49
Bill Pmt -Check	6808	10/29/2021	Budget Ace Hardware	101.002 · Wells Fargo - Garage Account		-234.13
Bill	636652	10/28/2021		551.002 · Office Supplies	-234.13	234.13
TOTAL					-234.13	234.13
Bill Pmt -Check	6809	10/29/2021	Eveling J. Rosales Gonzales	101.002 · Wells Fargo - Garage Account		-393.03
Bill	17063	09/30/2021		546.001 · R&M - General	-196.53	196.53
Bill	17064	10/28/2021		546.001 · R&M - General	-196.50	196.50
TOTAL					-393.03	393.03
Bill Pmt -Check	6810	10/29/2021	Kings III of America, LLC	101.002 · Wells Fargo - Garage Account		-490.00
Bill	2078878	10/28/2021		541.003 · Telephone	-350.00	350.00
Bill	2078879	10/28/2021		541.003 · Telephone	-140.00	140.00
TOTAL					-490.00	490.00
Check	6811	11/15/2021	City of Miami -	101.002 · Wells Fargo - Garage Account		-43,841.66
				204.001 · City Tax Payable	-43,841.66	43,841.66
TOTAL					-43,841.66	43,841.66
Check	6812	11/15/2021	City of Miami -	101.002 · Wells Fargo - Garage Account		-11,875.48
				204.001 · City Tax Payable	-11,875.48	11,875.48
TOTAL					-11,875.48	11,875.48
Check	6813	11/05/2021	Wells Fargo	101.002 · Wells Fargo - Garage Account		-48.95
				2040300 · Credit Card - Wells Fargo MC	-48.95	48.95
TOTAL					-48.95	48.95
Bill Pmt -Check	6814	11/05/2021	Advantage Golf Cars, Inc.	101.002 · Wells Fargo - Garage Account		-188.25
Bill	10293	11/04/2021		534.037 · Security Services	-56.47	188.25
				534.037 · Security Services	-131.78	439.26
TOTAL					-188.25	627.51
Bill Pmt -Check	6815	11/05/2021	BeefreeMedia	101.002 · Wells Fargo - Garage Account		-800.00

Midtown Miami CDD
Check Detail
 October through November 2021

Type	Num	Date	Name	Account	Paid Amount	Original Amount
Bill	410988	11/04/2021		538.041 · NB Facade repair	-800.00	800.00
TOTAL					-800.00	800.00
Bill Pmt -Check	6816	11/05/2021	Coastal Waste & Recycling	101.002 · Wells Fargo - Garage Account		-374.53
Bill	WW0001004519	11/04/2021		534.126 · Waste Removal Services	-104.87	374.53
				534.126 · Waste Removal Services	-269.66	963.06
TOTAL					-374.53	1,337.59
Bill Pmt -Check	6817	11/05/2021	Fowler and Sons Construction, LLC	101.002 · Wells Fargo - Garage Account		-38,100.00
Bill	2291	11/04/2021		538.041 · NB Facade repair	-38,100.00	38,100.00
TOTAL					-38,100.00	38,100.00
Bill Pmt -Check	6818	11/05/2021	Grainger	101.002 · Wells Fargo - Garage Account		-49.66
Bill	9102050417	11/04/2021		551.002 · Office Supplies	-49.66	49.66
TOTAL					-49.66	49.66
Bill Pmt -Check	6819	11/05/2021	Interstate Cleaning Corporation	101.002 · Wells Fargo - Garage Account		-36,365.18
Bill	9178188-IN	11/04/2021		534.026 · Janitorial Services	-4,141.95	13,806.51
				534.026 · Janitorial Services	-9,664.56	32,215.18
Bill	9178097-IN	11/04/2021		546.001 · R&M - General	-1,052.57	1,052.57
Bill	9178190-IN	11/04/2021		534.026 · Janitorial Services	-21,506.10	21,506.10
TOTAL					-36,365.18	68,580.36
Bill Pmt -Check	6820	11/05/2021	Kings III of America, LLC	101.002 · Wells Fargo - Garage Account		-490.00
Bill	2094442	11/04/2021		541.003 · Telephone	-350.00	350.00
Bill	2094443	11/04/2021		541.003 · Telephone	-140.00	140.00
TOTAL					-490.00	490.00
Bill Pmt -Check	6821	11/05/2021	LPS of America, Inc.	101.002 · Wells Fargo - Garage Account		-60,000.00
Bill	126814	11/04/2021		534.030 · Contracts - Parking	-60,000.00	60,000.00
TOTAL					-60,000.00	60,000.00
Bill Pmt -Check	6822	11/05/2021	MG Tech Inc.	101.002 · Wells Fargo - Garage Account		-1,009.00
Bill	4073	11/04/2021		534.081 · Contracts - Air Conditioning	-25.20	84.00
				534.081 · Contracts - Air Conditioning	-58.80	196.00
Bill	4074	11/04/2021		546.004 · R&M - Air Conditioning	-480.00	480.00

Midtown Miami CDD Check Detail October through November 2021

Type	Num	Date	Name	Account	Paid Amount	Original Amount
Bill	4077	11/04/2021		546.004 · R&M - Air Conditioning	-445.00	445.00
TOTAL					-1,009.00	1,205.00
Bill Pmt -Check	6823	11/05/2021	Staples Credit Plan	101.002 · Wells Fargo - Garage Account		-79.57
Bill	9837648811	11/04/2021		551.002 · Office Supplies	-79.57	79.57
TOTAL					-79.57	79.57
Bill Pmt -Check	6824	11/05/2021	Wrathell, Hunt & Associates, LLC	101.002 · Wells Fargo - Garage Account		-1,633.25
Bill	2021-0280	11/04/2021		531.027 · Management	-1,097.22	5,077.67
				531.038 · Assessment Services	-82.40	381.34
				531.038 · Assessment Services	-352.92	1,633.25
				531.038 · Assessment Services	-89.91	416.08
				547.001 · Printing & Binding	-10.80	50.00
TOTAL					-1,633.25	7,558.34
Check	6825	11/15/2021	Wells Fargo	101.002 · Wells Fargo - Garage Account		-114.81
				2040300 · Credit Card - Wells Fargo MC	-114.81	114.81
TOTAL					-114.81	114.81
Bill Pmt -Check	6826	11/15/2021	A&A Iron Work Design LLC	101.002 · Wells Fargo - Garage Account		-6,650.00
Bill	057	09/30/2021		549.900 · Misc - Contingency	-6,300.00	6,300.00
Bill	058	11/12/2021		546.022 · R&M - Equipment	-350.00	350.00
TOTAL					-6,650.00	6,650.00
Bill Pmt -Check	6827	11/15/2021	Burca Elevator & Metal Works, Inc.	101.002 · Wells Fargo - Garage Account		-380.00
Bill	5232	11/12/2021		546.086 · R&M - Elevators	-380.00	380.00
TOTAL					-380.00	380.00
Bill Pmt -Check	6828	11/15/2021	DDR Miami Avenue, LLC	101.002 · Wells Fargo - Garage Account		-2,426.40
Bill	3656640	09/30/2021		549.900 · Misc - Contingency	-339.45	339.45
Bill	3648034	09/30/2021		549.900 · Misc - Contingency	-1,311.30	1,311.30
Bill	3656687	09/30/2021		549.900 · Misc - Contingency	-395.65	395.65
Bill	3645227	09/30/2021		549.900 · Misc - Contingency	-380.00	380.00
TOTAL					-2,426.40	2,426.40
Bill Pmt -Check	6829	11/15/2021	Fahrenheit Propane	101.002 · Wells Fargo - Garage Account		-56.00

Midtown Miami CDD
Check Detail
 October through November 2021

Type	Num	Date	Name	Account	Paid Amount	Original Amount
Bill	INV-044807	11/12/2021		546.001 · R&M - General	-56.00	56.00
TOTAL					-56.00	56.00
Bill Pmt -Check	6830	11/15/2021	Grainger	101.002 · Wells Fargo - Garage Account		-1,514.04
Bill	9108616419	11/12/2021		546.022 · R&M - Equipment	-1,514.04	1,514.04
TOTAL					-1,514.04	1,514.04
Bill Pmt -Check	6831	11/15/2021	Kone Inc.	101.002 · Wells Fargo - Garage Account		-3,950.00
Bill	962043981	11/12/2021		534.072 · Contracts - Elevator	-3,950.00	3,950.00
TOTAL					-3,950.00	3,950.00
Bill Pmt -Check	6832	11/15/2021	Veracomca	101.002 · Wells Fargo - Garage Account		-7,700.00
Bill	3338	09/30/2021		549.900 · Misc - Contingency	-1,700.00	1,700.00
Bill	3367	09/30/2021		549.900 · Misc - Contingency	-3,800.00	3,800.00
Bill	3337	09/30/2021		549.900 · Misc - Contingency	-2,200.00	2,200.00
TOTAL					-7,700.00	7,700.00
Bill Pmt -Check	6833	11/19/2021	Air Essentials, Inc.	101.002 · Wells Fargo - Garage Account		-100.00
Bill	142648	11/18/2021		546.001 · R&M - General	-100.00	100.00
TOTAL					-100.00	100.00
Bill Pmt -Check	6834	11/19/2021	Budget Ace Hardware	101.002 · Wells Fargo - Garage Account		-346.76
Bill	637162	11/18/2021		551.002 · Office Supplies	-346.76	346.76
TOTAL					-346.76	346.76
Bill Pmt -Check	6835	11/19/2021	Coastal Waste & Recycling	101.002 · Wells Fargo - Garage Account		-257.44
Bill	WW0000319455	09/30/2021		534.126 · Waste Removal Services	-56.64	257.44
				534.126 · Waste Removal Services	-200.80	912.76
TOTAL					-257.44	1,170.20
Bill Pmt -Check	6836	11/19/2021	Grainger	101.002 · Wells Fargo - Garage Account		-23.01
Bill	9114557383	11/18/2021		551.002 · Office Supplies	-23.01	23.01
TOTAL					-23.01	23.01
Bill Pmt -Check	6837	11/19/2021	Prolock and Safe Corporation	101.002 · Wells Fargo - Garage Account		-640.00

Midtown Miami CDD Check Detail October through November 2021

Type	Num	Date	Name	Account	Paid Amount	Original Amount
Bill	6549	11/18/2021		546.001 · R&M - General	-640.00	640.00
TOTAL					-640.00	640.00
Bill Pmt -Check	6838	11/19/2021	Staples Credit Plan	101.002 · Wells Fargo - Garage Account		-359.94
Bill	9838073285	11/18/2021		551.002 · Office Supplies	-359.94	359.94
TOTAL					-359.94	359.94
Bill Pmt -Check	6839	11/29/2021	LPS of America, Inc.	101.002 · Wells Fargo - Garage Account		-58,615.42
Bill	127365	10/31/2021		534.030 · Contracts - Parking	-58,615.42	58,615.42
TOTAL					-58,615.42	58,615.42
Bill Pmt -Check	6840	11/29/2021	NCY Services & Repairs, Inc.	101.002 · Wells Fargo - Garage Account		-650.00
Bill	111721	11/24/2021		546.001 · R&M - General	-650.00	650.00
TOTAL					-650.00	650.00
Bill Pmt -Check	6841	11/29/2021	Prolock and Safe Corporation	101.002 · Wells Fargo - Garage Account		-90.00
Bill	6582	11/24/2021		546.001 · R&M - General	-90.00	90.00
TOTAL					-90.00	90.00
Bill Pmt -Check	6842	11/29/2021	Staples Credit Plan	101.002 · Wells Fargo - Garage Account		-139.98
Bill	9905833407	11/24/2021		551.002 · Office Supplies	-139.98	139.98
TOTAL					-139.98	139.98
Bill Pmt -Check	6843	11/29/2021	Midblock Miami Condo Association, Inc.	101.002 · Wells Fargo - Garage Account		-8,812.25
Bill	06302021106595	09/30/2021		543.006 · Electricity - General	-933.73	933.73
				549.900 · Misc - Contingency	-104.84	104.84
				549.900 · Misc - Contingency	-20.99	20.99
				534.072 · Contracts - Elevator	-6.39	6.39
Bill	0228202184647	09/30/2021		543.006 · Electricity - General	-729.83	729.83
				549.900 · Misc - Contingency	-90.65	90.65
				549.900 · Misc - Contingency	-19.60	19.60
				534.072 · Contracts - Elevator	-6.39	6.39
Bill	03312021145011	09/30/2021		543.006 · Electricity - General	-798.65	798.65
				549.900 · Misc - Contingency	-625.47	625.47
				549.900 · Misc - Contingency	-19.60	19.60
				534.072 · Contracts - Elevator	-6.39	6.39
Bill	0930105855	09/30/2021		543.006 · Electricity - General	-932.72	932.72
				549.900 · Misc - Contingency	-104.84	104.84
				549.900 · Misc - Contingency	-20.99	20.99
Bill	043020211109856	09/30/2021		543.006 · Electricity - General	-749.16	749.16

Midtown Miami CDD
Check Detail
 October through November 2021

Type	Num	Date	Name	Account	Paid Amount	Original Amount
				549.900 · Misc - Contingency	-323.40	323.40
				549.900 · Misc - Contingency	-19.60	19.60
				534.072 · Contracts - Elevator	-6.40	6.40
Bill	083121115326	09/30/2021		543.006 · Electricity - General	-988.01	988.01
				549.900 · Misc - Contingency	-144.26	144.26
Bill	73121109263	09/30/2021		549.900 · Misc - Contingency	-20.99	20.99
				543.006 · Electricity - General	-980.99	980.99
				549.900 · Misc - Contingency	-90.65	90.65
Bill	05312021104672	09/30/2021		549.900 · Misc - Contingency	-20.99	20.99
				543.006 · Electricity - General	-879.17	879.17
				549.900 · Misc - Contingency	-140.16	140.16
				549.900 · Misc - Contingency	-20.99	20.99
				534.072 · Contracts - Elevator	-6.40	6.40
TOTAL					-8,812.25	8,812.25
Liability Check	14189059	10/01/2021	IRS	101.007 · Wells Fargo Operating-8388		-2,186.58
				202.500 · FWT Payable	-658.00	658.00
				202.501 · FICA Payable	-144.87	144.87
				202.501 · FICA Payable	-144.87	144.87
				202.501 · FICA Payable	-619.42	619.42
				202.501 · FICA Payable	-619.42	619.42
TOTAL					-2,186.58	2,186.58
Liability Check	40391453	11/12/2021	IRS	101.007 · Wells Fargo Operating-8388		-3,184.08
				202.500 · FWT Payable	-1,309.00	1,309.00
				202.501 · FICA Payable	-177.70	177.70
				202.501 · FICA Payable	-177.70	177.70
				202.501 · FICA Payable	-759.84	759.84
				202.501 · FICA Payable	-759.84	759.84
TOTAL					-3,184.08	3,184.08
Liability Check	54784822	10/15/2021	IRS	101.007 · Wells Fargo Operating-8388		-2,186.64
				202.500 · FWT Payable	-658.00	658.00
				202.501 · FICA Payable	-144.87	144.87
				202.501 · FICA Payable	-144.87	144.87
				202.501 · FICA Payable	-619.45	619.45
				202.501 · FICA Payable	-619.45	619.45
TOTAL					-2,186.64	2,186.64
Liability Check	60693633	10/29/2021	IRS	101.007 · Wells Fargo Operating-8388		-2,186.62
				202.500 · FWT Payable	-658.00	658.00
				202.501 · FICA Payable	-144.87	144.87
				202.501 · FICA Payable	-144.87	144.87
				202.501 · FICA Payable	-619.44	619.44

9:29 AM

01/05/22

Midtown Miami CDD
Check Detail
 October through November 2021

Type	Num	Date	Name	Account	Paid Amount	Original Amount
				202.501 · FICA Payable	-619.44	619.44
TOTAL					-2,186.62	2,186.62
Liability Check	61227502	11/26/2021	IRS	101.007 · Wells Fargo Operating-8388		-2,287.76
				202.500 · FWT Payable	-704.00	704.00
				202.501 · FICA Payable	-150.09	150.09
				202.501 · FICA Payable	-150.09	150.09
				202.501 · FICA Payable	-641.79	641.79
				202.501 · FICA Payable	-641.79	641.79
TOTAL					-2,287.76	2,287.76
Liability Check	95667824	11/12/2021	IRS	101.007 · Wells Fargo Operating-8388		-2,287.72
				202.500 · FWT Payable	-704.00	704.00
				202.501 · FICA Payable	-150.09	150.09
				202.501 · FICA Payable	-150.09	150.09
				202.501 · FICA Payable	-641.77	641.77
				202.501 · FICA Payable	-641.77	641.77
TOTAL					-2,287.72	2,287.72

**MIDTOWN MIAMI
COMMUNITY DEVELOPMENT DISTRICT**

8A

DRAFT

**MINUTES OF MEETING
MIDTOWN MIAMI
COMMUNITY DEVELOPMENT DISTRICT**

The Board of Supervisors of the Midtown Miami Community Development District held a Regular Meeting on June 8, 2021 at 2:00 p.m., at the offices of the CDD, Shops at Midtown Miami, 3401 N. Miami Avenue, 2nd floor parking garage, Suite 132, Miami, Florida 33127.

Present and constituting a quorum were:

Joseph Padula	Chair
Kiahna Perez	Assistant Secretary
Pietro Riccobono	Assistant Secretary

Also present were:

Cindy Cerbone	District Manager
Daniel Rom	Wrathell, Hunt and Associates, LLC (WHA)
Jamie Sanchez	Wrathell, Hunt and Associates, LLC (WHA)
Ginger Wald	District Counsel
Juan Alvarez (via telephone)	District Engineer
Deborah Samuel	Operations Manager

FIRST ORDER OF BUSINESS

Call to Order/Roll Call

Ms. Cerbone called the meeting to order at 2:06 p.m.

The meeting was held on the second floor of the parking garage, adjacent to the regular meeting room. Notice was posted on the door to the regular meeting room for any members of the public wishing to attend.

Supervisors Padula, Perez and Riccobono were present. Supervisors Miranda and Vadia were not present.

SECOND ORDER OF BUSINESS

Public Comments

There being no public comments, the next item followed.

38 **THIRD ORDER OF BUSINESS**39 **Consideration of Resolution 2021-04,**
40 **Approving Proposed Budgets for Fiscal**
41 **Year 2021/2022 and Setting a Public**
42 **Hearing Thereon Pursuant to Florida Law;**
43 **Addressing Transmittal, Posting and**
44 **Publication Requirements; Addressing**
45 **Severability; and Providing an Effective**
46 **Date**

47 Ms. Cerbone presented Resolution 2021-04. She explained the annual budget
48 preparation, deliberation, public hearing and adoption process and reviewed the proposed
49 Fiscal Year 2022 budget, highlighting any line item increases, decreases and adjustments,
50 compared to the Fiscal Year 2021 budget, and explained the reasons for any adjustments.

51 Ms. Cerbone discussed the upcoming \$650,000 Capital Expenditure for a waterproofing
52 membrane in the parking garage. Ms. Samuel stated that completion of warranty work and an
53 additional coating would extend the warranty another five years. Mr. Alvarez stated he
54 believed that \$650,000 was a reasonable amount to budget for the expenditure. Ms. Cerbone
55 stated that, while the cost for “Capital outlay-NB waterproofing membrane” line item must be
56 budgeted, it would be important to monitor revenues and expenditures to minimize the budget
57 shortfall.

58 Discussion ensued regarding the possibility of a short-term loan. Ms. Cerbone stated
59 Staff would carefully watch and plan for the expenditure and present financing options, if there
60 would be a severe shortfall. Ms. Samuel stated she would schedule other expenses and
61 projects to minimize the budgetary effects.

62 Ms. Cerbone noted the operating loss nearly equaled the waterproofing membrane
63 expenditure. She discussed ongoing conversations and issues related to TIF funds that the City
64 and the CRA owe to the CDD and stated that discussions were ongoing and documents would
65 take considerable time to review. Given that, for the last two years, the CDD only received TIF
66 funds for the required debt service payments, it was the only amount budgeted. Two years ago,
67 there was a reduction in assessments and, last year, there was a smaller reduction. There would
68 be an increase in assessments for Fiscal Year 2022 so information must be transmitted to the
69 Tax Collector to be included on the “Truth-in-Millage” (TRIM) Notice sent to property owners

70 about the assessment increase. Regarding TIF funds, Ms. Cerbone estimated \$7 million is
71 currently owed to the District and stated she would email the Board with the specific amount.

72

On MOTION by Mr. Padula and seconded by Ms. Perez, with all in favor, Resolution 2021-04, Approving Proposed Budgets for Fiscal Year 2021/2022 and Setting a Public Hearing Thereon Pursuant to Florida Law for September 14, 2021 at 2:00 p.m., at the offices of the CDD, Shops at Midtown Miami, 3401 N. Miami Avenue, 2nd floor parking garage, Suite 132, Miami, Florida 33127; Addressing Transmittal, Posting and Publication Requirements; Addressing Severability; and Providing an Effective Date, was adopted.

80

81

82 Discussion ensued regarding a letter to be sent by District Counsel to all interested
83 parties regarding funds owned and the resulting assessment increase.

84

On MOTION by Mr. Padula and seconded by Ms. Perez, with all in favor, authorizing District Counsel to work with Staff to draft a letter, as discussed, was approved.

88

89

90 Mr. Alvarez left the meeting at 2:32 p.m.

91

FOURTH ORDER OF BUSINESS

Consideration of Resolution 2021-05, Directing the District Manager to Register the District with and Use the E-Verify System Pursuant to the Requirements of Section 448.095, Florida Statutes; Authorizing Execution of the E-Verify Memorandum of Understanding for Employers Between the District and the Department of Homeland Security (DHS); Providing for Severability; and Providing for an Effective Date

93

94

95

96

97

98

99

100

101

102

103

104 Ms. Cerbone presented Resolution 2021-05. She noted that the CDD must use the E-
105 Verify process for its employees and all vendors must certify that they use E-Verify.

106

107
108
109
110
111
112
113
114
115
116
117
118
119
120
121
122
123
124
125
126
127
128
129
130
131
132
133
134
135
136
137
138
139
140
141
142
143

On MOTION by Mr. Padula and seconded by Ms. Perez, with all in favor, Resolution 2021-05, Directing the District Manager to Register the District with and Use the E-Verify System Pursuant to the Requirements of Section 448.095, Florida Statutes; Authorizing Execution of the E-Verify Memorandum of Understanding for Employers Between the District and the Department of Homeland Security (DHS); Providing for Severability; and Providing for an Effective Date, was adopted.

FIFTH ORDER OF BUSINESS

Update: City of Miami/CRA Audit and Incomplete TIF Disbursement to CDD

This item was discussed during the Third Order of Business.

SIXTH ORDER OF BUSINESS

Consideration of Randy’s Holiday Lighting Estimate #9261

Ms. Samuel presented Randy’s Holiday Lighting Estimate #9261. She stated the CDD used Randy’s for the past three years and they do an excellent job.

On MOTION by Mr. Padula and seconded by Ms. Perez, with all in favor, Randy’s Holiday Lighting Estimate #9261, was approved.

SEVENTH ORDER OF BUSINESS

Acceptance of Unaudited Financial Statements as of April 30, 2021

Ms. Cerbone presented the Unaudited Financial Statements as of April 30, 2021. The “Midtown community park” line item exceeded budget because some funds budgeted in Fiscal Year 2020 were transferred to fund reserves for expenditures in Fiscal Year 2021. Ms. Samuel pointed out that four high-rise buildings and a park were added, resulting in budgetary increases for janitorial and waste removal services.

On MOTION by Mr. Padula and seconded by Mr. Riccobono, with all in favor, the Unaudited Financial Statements as of April 30, 2021, were accepted.

144 **EIGHTH ORDER OF BUSINESS****Approval of April 13, 2021 Regular Meeting Minutes**

145

146

147

Ms. Cerbone presented the April 13, 2021 Regular Meeting Minutes.

148

149

On MOTION by Mr. Padula and seconded by Ms. Perez, with all in favor, the April 13, 2021 Regular Meeting Minutes, as presented, were approved.

150

151

152

153 **NINTH ORDER OF BUSINESS****Staff Reports**

154

155 **A. Operations Manager: *Deborah Samuel***156 **I. Monthly Report**

157 Ms. Samuel presented the May 8, 2021 Operations Manager's Report and reported the
158 following:

159 ➤ Palm Tree Wrapping: BrightView wrapped all royal palms in restaurant areas that would
160 be trimmed at no charge as a preventative safety measure. This expense would be budgeted
161 next year.

162 ➤ South Garage Lighting: The maintenance team refurbished rusted garage pendant lights
163 and reinstalled them.

164 ➤ Infrastructure Punch List: Utility work was ongoing; a punch list is kept to ensure
165 damages are repaired in a timely manner.

166 ➤ Capital Improvement: New poles and LED lighting was retrofit on the 4th floor in the NB
167 Garage for security and energy reasons. A similar process was underway in the SB garage.

168 ➤ Façade Repair: NB was completed and repairs were underway in SB and MBE.

169 ➤ Midtown Community Park: Passed inspection. The fence would be removed and the
170 Ribbon Cutting event would be scheduled. Details would be sent when available.

171 The consensus was that the park looked beautiful.

172 **II. Parking Information**

173 • **Executive Summary**

174 • **Transient Parking Year Over Year Comparison**

175 • **Revenue by Lane Reports**

176 These items were provided for informational purposes.

177 **B. District Counsel: *Billing, Cochran, Lyles, Mauro & Ramsey, P.A.***

- 178 • **Ratification of Employment Agreement Between Midtown Miami Community**
- 179 **Development District and Guadalupe Marquez for Office Support Services**

180 Ms. Wald presented the Employment Agreement approved at the last meeting.

181

182 **On MOTION by Mr. Padula and seconded by Mr. Riccobono, with all in favor,**

183 **the Employment Agreement Between Midtown Miami Community**

184 **Development District and Guadalupe Marquez for Office Support Services, was**

185 **ratified.**

186

187

188 **C. District Engineer: *Alvarez Engineers, Inc.***

189 There being nothing further to report, the next item followed.

190 **D. District Manager: *Wrathell, Hunt and Associates, LLC***

191 **I. 1547 Registered Voters in District as of April 15, 2021**

192 **II. NEXT MEETING DATE: July 13, 2021 at 2:00 P.M.**

- 193 • **QUORUM CHECK**

194 The next meeting would be held on July 13, 2021, unless canceled.

195

196 **TENTH ORDER OF BUSINESS**

**Audience
Requests**

Comments/Supervisors'

197

198

199 There being no audience comments or Supervisors' requests, the next item followed.

200

201 **ELEVENTH ORDER OF BUSINESS**

Adjournment

202

203 There being no further business to discuss, the meeting adjourned.

204

205 **On MOTION by Mr. Padula and seconded by Ms. Perez, with all in favor, the**

206 **meeting adjourned at 2:40 p.m.**

207
208
209
210
211
212
213
214

Secretary/Assistant Secretary

Chair/Vice Chair

**MIDTOWN MIAMI
COMMUNITY DEVELOPMENT DISTRICT**

8B

DRAFT

**MINUTES OF MEETING
MIDTOWN MIAMI
COMMUNITY DEVELOPMENT DISTRICT**

The Board of Supervisors of the Midtown Miami Community Development District held Multiple Public Hearings and a Regular Meeting on September 14, 2021 at 2:00 p.m., at the offices of the CDD, Shops at Midtown Miami, 3401 N. Miami Avenue, 2nd floor parking garage, Suite 132, Miami, Florida 33127.

Present and constituting a quorum were:

Joseph Padula	Chair
Alex Miranda	Vice Chair
Kiahna Perez	Assistant Secretary

Also present were:

Cindy Cerbone	District Manager
Daniel Rom	Wrathell, Hunt and Associates, LLC (WHA)
Jamie Sanchez	Wrathell, Hunt and Associates, LLC (WHA)
Ginger Wald	District Counsel
Deborah Samuel	Operations Manager

FIRST ORDER OF BUSINESS

Call to Order/Roll Call

Ms. Cerbone called the meeting to order at 2:08 p.m. The meeting was held outside on the second floor of the parking garage, adjacent to the regular meeting room. Notice was posted on the door to the regular meeting room for anyone wishing to attend.

Supervisors Padula, Perez and Miranda were present. Supervisors Riccobono and Vadia were not present.

SECOND ORDER OF BUSINESS

Public Comments

There were no public comments.

THIRD ORDER OF BUSINESS

**Public Hearing on Adoption of Fiscal Year
2021/2022 Budget**

39 **A. Proof/Affidavit of Publication**

40 The affidavit of publication was included for informational purposes.

41 **B. Consideration of Resolution 2021-06, Relating to the Annual Appropriations and**
42 **Adopting the Budget for the Fiscal Year Beginning October 1, 2021, and Ending**
43 **September 30, 2022; Authorizing Budget Amendments; and Providing an Effective**
44 **Date**

45 Ms. Cerbone stated the proposed Fiscal Year 2022 budget was unchanged since it was
46 last presented at the June meeting. It was noted at the June meeting that garage repairs would
47 be needed this year so it would be necessary to ensure that funds are available ahead of time.

48

49 **On MOTION by Mr. Padula and seconded by Ms. Perez, with all in favor, the**
50 **Public Hearing was opened.**

51

52

53 No members of the public spoke.

54

55 **On MOTION by Mr. Padula and seconded by Ms. Perez, with all in favor, the**
56 **Public Hearing was closed.**

57

58

59 Ms. Cerbone presented Resolution 2021-06.

60

61 **On MOTION by Mr. Padula and seconded by Ms. Perez, with all in favor,**
62 **Resolution 2021-06, Relating to the Annual Appropriations and Adopting the**
63 **Budget for the Fiscal Year Beginning October 1, 2021, and Ending September**
64 **30, 2022; Authorizing Budget Amendments; and Providing an Effective Date,**
65 **was adopted.**

66

67

68 **FOURTH ORDER OF BUSINESS**

Public Hearing to Hear Comments and
Objections on the Imposition of
Maintenance and Operation Assessments
to Fund the Budget for Fiscal Year
2021/2022, Pursuant to Florida Law

69

70

71

72

73

74 **A. Proof/Affidavit of Publication**

75 The affidavit of publication was included for informational purposes.

76 **B. Consideration of Resolution 2021-07, Making a Determination of Benefit and Imposing**
77 **Special Assessments for Fiscal Year 2021/2022; Providing for the Collection and**
78 **Enforcement of Special Assessments, Including but Not Limited to Penalties and**
79 **Interest Thereon; Certifying an Assessment Roll; Providing for Amendments to the**
80 **Assessment Roll; Providing a Severability Clause; and Providing an Effective Date**

81

82 **On MOTION by Mr. Padula and seconded by Ms. Perez, with all in favor, the**
83 **Public Hearing was opened.**

84

85

86 No members of the public spoke.

87

88 **On MOTION by Mr. Padula and seconded by Ms. Perez, with all in favor, the**
89 **Public Hearing was closed.**

90

91

92 Ms. Cerbone presented Resolution 2021-07.

93

94 **On MOTION by Mr. Padula and seconded by Ms. Perez, with all in favor, 2021-**
95 **07, Making a Determination of Benefit and Imposing Special Assessments for**
96 **Fiscal Year 2021/2022; Providing for the Collection and Enforcement of Special**
97 **Assessments, Including but Not Limited to Penalties and Interest Thereon;**
98 **Certifying an Assessment Roll; Providing for Amendments to the Assessment**
99 **Roll; Providing a Severability Clause; and Providing an Effective Date, was**
100 **adopted.**

101

102

103 **FIFTH ORDER OF BUSINESS**

Presentation of Audited Financial Report
for the Fiscal Year Ended September 30,
2020, Prepared by Berger, Toombs, Elam,
Gaines & Frank

104

105

106

107

108 Ms. Cerbone presented the Audited Financial Report for Fiscal Year Ended September
109 30, 2020. There were no issues or recommendations; the audit firm stated they received all
110 information necessary to conduct the audit.

111 Regarding Note F, on Page 35, Ms. Cerbone stated an update related to the composition
112 of the Board of Supervisors would be made in the following year audit, if necessary. If no Board
113 Members are an employee of the Developer or its affiliates, this note would be removed going
114 into the Fiscal Year 2021 audit.

115 Ms. Cerbone stated that the Management Letter reflected a finding, which indicated
116 that the CDD continues to report a net position deficit in the Enterprise Fund, which is the
117 Garage Fund, for which sufficient resources were not available to cover the deficit. The CDD has
118 been paying its bills and debt payments; this would be a standing issue until revenues increase.
119 The Management Response was that the net position deficit is attributable to the fact that
120 depreciation occurs at a faster rate than the current principal reduction payments on the
121 bonds; however, the CDD has a strong cash position.

122 Ms. Cerbone reported that, in the Auditor’s opinion, the CDD complied in all material
123 respects with the statutory requirements.

124

125 **SIXTH ORDER OF BUSINESS**

**Consideration of Resolution 2021-08,
Hereby Accepting the Audited Financial
Report for the Fiscal Year Ended
September 30, 2020**

126

127

128

129

130 Ms. Cerbone presented Resolution 2021-08.

131

**On MOTION by Mr. Padula and seconded by Ms. Perez, with all in favor,
Resolution 2021-08, Hereby Accepting the Audited Financial Report for the
Fiscal Year Ended September 30, 2020, was adopted.**

132

133

134

135

136

137 **SEVENTH ORDER OF BUSINESS**

**Consideration of Restocon Corporation
Proposal for Repairs at Shops at Midtown
Miami**

138

139

140

141 Ms. Cerbone presented the Restocon Corporation Proposal for garage repairs at Shops
142 at Midtown Miami. Timing would be coordinated by Staff and a bank loan or payment plan
143 would be utilized, if necessary.

144

145
146
147
148
149
150
151
152
153
154
155
156
157
158
159
160
161
162
163
164
165
166
167
168
169
170
171
172
173
174
175
176
177
178

On MOTION by Mr. Padula and seconded by Ms. Perez, with all in favor, authorizing Staff to prepare a Form of Agreement with Restocon Corporation for garage repairs at Shops at Midtown Miami, and authorizing the Chair to execute, was approved.

EIGHTH ORDER OF BUSINESS

Acceptance of Unaudited Financial Statements as of July 31, 2021

This item was deferred.

NINTH ORDER OF BUSINESS

Approval of June 8, 2021 Regular Meeting Minutes

This item was deferred.

TENTH ORDER OF BUSINESS

Staff Reports

A. Operations Manager: *Deborah Samuel*

I. Monthly Report

Ms. Samuel presented the Operations Manager’s Report and reported the following:

- MPark: Good feedback was received. Events have been held in the park.
- Way-finding Repairs: All the way-finding repairs were completed inside and out. Benches will be added in front of Target, as was done in Midtown.
- Street Scape Maintenance & Repairs: Banners, bollards, landscape lights and directional lights were repaired and replaced. Excessive dog feces are being addressed through education and hiring vendors to assist in high traffic areas.
- Infrastructure Punch List: This ongoing item relates to utility companies, including Verizon, Comcast and others. Comcast sprayed sidewalks without authorization and, as a result, paid for pressure cleaning at a cost of \$3,500. Managing utility companies and contractors to address damage remains an ongoing challenge.
- Capital Improvement: Everything was completed successfully for this year, including facade repairs and LED light retrofitting for the north and south garage.

II. Parking Information

- 179 • Executive Summary
- 180 • Transient Parking Year Over Year Comparison
- 181 • Revenue by Lane Reports

182 These items were included for informational purposes.

183 **B. District Counsel: *Billing, Cochran, Lyles, Mauro & Ramsey, P.A.***

- 184 • Discussion: Communications to City of Miami Regarding TIF

185 This item was not addressed.

186 **C. District Engineer: *Alvarez Engineers, Inc.***

187 There was no report.

188 **D. District Manager: *Wrathell, Hunt and Associates, LLC***

- 189 • NEXT MEETING DATE: October 12, 2021 at 2:00 P.M.

- 190 ○ QUORUM CHECK

191 The next meeting would be held on October 12, 2021, unless canceled.

192

ELEVENTH ORDER OF BUSINESS	Audience Requests	Comments/Supervisors'
-----------------------------------	--------------------------	------------------------------

194

195

196 Mr. Rom stated the DERM approval was received; the permit was not yet finalized.

197

TWELFTH ORDER OF BUSINESS	Adjournment
----------------------------------	--------------------

199

200 There being no further business to discuss, the meeting adjourned.

201

202 **On MOTION by Mr. Padula and seconded by Ms. Perez, with all in favor, the**
 203 **meeting adjourned at 2:23 p.m.**

204

205

206

207

208

[SIGNATURES APPEAR ON THE FOLLOWING PAGE]

209
210
211
212
213
214
215

Secretary/Assistant Secretary

Chair/Vice Chair

MIDTOWN MIAMI
COMMUNITY DEVELOPMENT DISTRICT

9AI



Managers' Report January 11, 2022

Scooter Program Update

The city ended the scooter program and then re-estimated it about 10 days later. The scooter corrals have worked well. We were able to negotiate with the city and the vendors to program the scooters to reward the users to return the scooter to the corrals. We have also successfully worked with vendors to have attendants out back scooters that are left unattended (SEE EXHIBIT A)

Target Benches

As part of our design standards in the past, we capped the concrete planters throughout the property with a trex material that requires no maintenance. We have noticed it has been very successful and many visitors and residents utilize the benches. We decided to continue the program and install the same application on the concrete planters in front of target. We have had a great deal of reoccurring maintenance, painting the planters. This will cut down on maintenance while being aesthetically pleasing and a benefit to visitors

Mpark Phase 11 Dog Park

We have had a great deal of interest from the residential community to create a Dog Park as phase two of Mpark as part of next year's budget. We have already started to put together a preliminary budget. I have also spoken with Site centers and they are in support of the project.

Infrastructure Punch List

MISC Punch List

We started a MISC punch list to address the Utility and infrastructure damages to our infrastructure. We have required a bond from the utility companies in an effort to make sure they comply with the repairs in a timely manner. It has been challenging when the work is done outside the district, yet impacts our infrastructure i.e. on 36th street and 29th street.

(SEE EXHIBIT B)

Capital Improvement

Landscape Light Fixture Replacement \$40,000.00
We are waiting for back ordered fixtures and pedestal caps they are delayed

North Miami Ave Irrigation \$48,000.00

Pending WASD approval and repairs form neighboring building before plans and design phase

Facade Repair North block Garage COMPLETED \$80,000.00

NB 2nd fl Membrane \$650,000.00
Waiting for Direction form WHA

Mid block Intercom Transition

Effective Thursday, December 2nd we officially transitioned the intercoms for Mid block garage over to the Residence Associations management. In doing so we addressed several mutual concerns related to the Mid block tower and their short term (Air B&B) residential mix. I have outlined those concerns for you below:

It is impossible for us to verify who should and who should not be permitted access to the Mid block residential spaces.

Only Mid block knows at any given time who should be permitted access to their spaces.

The authentication process caused delays and backup as we were not to permit access to the garage until the guest was validated as an authorized guest of Mid block.

These delays caused delays for authorized parkers as they had to wait while we (REEF) validated each guest.

It caused authorized office guests unnecessary delays upon ingress and egress of the garage.

The process absorbed valuable personnel resources from Midtown that would otherwise been used in assisting Midtown guests. While we were fielding these calls for Mid block, our guest calls would either be routed to an off site command center or would be place in a query line for assistance when it was available.

This transition does not affect management of the garage or the distribution or management of access credentials for Mid block in any way. Additional security precautions were taken to ensure compliance on the 2nd floor of the garage and to ensure that unauthorized individuals are not permitted access to the second floor. The transition has been a success thus far and we have had no complaints to date from Mid block Management or from our office tenants on the second floor.

EXHIBIT A -Corral



EXHIBIT A - Misc Punch List

1. **NE 29th Street** - All Aboard Florida: 03/07/2017

Provided Fabiola (City of Miami) again all the open info on 20190529.

20190619 Mentioned in City of Miami MOT meeting. (Mario, Collin & Genady)

20190731 Mentioned in City of Miami MOT meeting. (Mario, Collin & Genady)

20190925 Mentioned in City of Miami MOT meeting. (Mario, Collin & Genady)

20200108 Charles Alfaro sent an email to Archer Western that they need to address the issues.. (Edwin Vega & Fabio Baldini Fuentes)

20200122 Mentioned in City of Miami MOT meeting. (Mario Machin, Alejandro Munera)

20200213 Went to see Charles Alfaro to discuss.

20200219 Mentioned in City of Miami MOT meeting. (Mario Machin, Genady Beylin & Charles Alfaro)

20200805 Mentioned in City of Miami MOT meeting follow-upped with an email. (Mario Machin, Genady Beylin & Alejandro Munera)

20200902 Lien Hernandez replied that Archer Western does not get any response from All Aboard Florida.

202010xx

20201109 Forwarded the email from Lien Hernandez to Charles Alfaro (City of Miami PW) He replied asking what the issue was.

20201110 Forwarded all emails again to Charles Alfaro.

20210805 Send an email to all parties.

20210805 Mentioned in City of Miami MOT meeting follow-upped with an email. (Mario Machin, Genady Beylin & Charles Alfaro)

09.01.2021 Mentioned in City of Miami MOT (Collin Worth, Mario Machin, Genady Beylin & Charles Alfaro) Collin asked Charles if he was aware and he acknowledged. Mentioned that we would be OK with only irrigation and electrical being restored.

11.0x.2021 Mentioned to Juvenal Santana and Nzeribe I.. (Assistant City Manager)

11.10.2021 Mentioned in City of Miami MOT (Collin Worth, Mario Machin, Genady Beylin & Charles Alfaro)

1. The irrigation system is NOT installed.
2. The electricity to the landscaping lights is NO longer working
3. One landscaping pedestal has been removed.
4. The landscaping light pedestals are no longer **centered** within the median!
5. The Royal Palms are no longer **centered** within the median!
6. There is on the east side an unfinished cable (for a pole?) sticking out of the ground.

2. **NE 36th Street – VENDOR UNKNOWN** (Sat 10/29/2019)

Sidewalk damages. (Email to Juvenal Santana 10/31/2019)

08.30.2021 Guadalupe will follow up with FDOT.

3. **Site: Crown Castle** – Several Avenues and Streets. (02.03.2021 Fernando Vazquez – First meeting 10.11.2019 Martin Mikhail)

1. **Fiber Build 6MD1093A-011_ED_18** (NW 36 & 35th street& Buena Vista Ave.)
2. **Power Bore and Pole Installation:** Small Cell FL5292BA (NW 35th Street)
3. **Power Build and Pole Installation:** Small Cell FL5293BA (NW 32nd Street)

4. **North Block: Verizon – 2001CVNU-3401 N. Miami Ave. (Contractor = Mastec)**

Location: N. Miami Ave at the height of Loading Dock entrance. (Enrique Hernandez – Meeting 03.15.2021 - Requested \$20,000 Surety bond)

5. North Block: Home Goods chiller replacement. (03.05.2021 Anthony Scott, Kat McCarrey & Stan King)

08.16.2021 Stan King reached out.

08.17.2021 We received the Col.

08.18.2021 Col has been approved. Requested a surety bond of \$20,000.00.

08.25.2021 We received the \$20,000.00 Surety Bond requested.

08.27.2021 Met with Stan to check SOW.

09.24.2021 Requested a status update from Stan King. Waiting for equipment to be available.

6. Site – Comcast: 3401 N Miami Ave - PW21000048UP – (Sherell McKay, Lynette Chanza, Helmer Saunders)

06.18.2019. Scope of Work:

NE 34th street: From N. Miami Ave (west side) all the way to Starbucks in the Hyde; They will work also on connecting the north side with the southside just southeast of the loading dock entrance.

Midtown Blvd. : On the east side from Starbucks going south to the end of Midtown 4.

NE 32nd Street: On NE 32nd street they will work on connecting the north side (MBW South side) with the southside (South Block Garage) just north west of the Electrical room and going east till Gio.

1. Pay attention to: Sidewalk damages, SOW bidirectional boring, installing man hole and pulling cable from man hole to man hole.

03.17.2021 Sherell McKay provided drawings and a site plan. Replied that some proposed areas would not be possible to close, etc.. But I would get back to her at a later date.

03.18.2021 Provide Sherell McKay with comments on the proposed drawings. Glen Sullivan replied he will follow-up on the impact on entrance / egress to the driveways entering exiting the loading dock. We setup a meeting for Tuesday 3.23.

03.19.2021 Sherell Replies to Glen's concerns

03.23.2021 Sherell will not be on site but Lynette Chanza and Helmer Saunders will be.

03.24.2021 Helmer; Received updates to field research & discussions. They plan to work at night, not sure how they plan to get a noise waiver for a residential area.

04.15.2021 Helmer request Col prerequisites

04.16.2021 District provided Col prerequisites.

04.19.2021 Sherell requesting from City and District if they need anything else. City replied they need to fix pending items with the department of transportation. (MOT plan) District request Surety Bond and noise waiver. Sherell; noise waiver is in review.

04.21.2021 Helmer provided Col

04.22.2021 District clarifies on Col prerequisites.

04.26.2021 District approved Col.

04.27.2021 Sherell provided Col. Helmer send out crew to check existing conduits, etc..

04.28.2021 District approved Col.

07.08.2021 Bill Jackson asking if there are new requests with new requirements? District replies that the SOW has changed and they need to revise the drawings, etc to match what the plan to do.

07.13.2021 James Causier; questions I ref to the Surety Bond. Damaged lid has been replaced by Sugarcane.

07.14.2021 District clarifies; Surety bond set at \$50,000.00..

07.20.2021 James wanted to start but he is still waiting on GPR locates. District requested the permit and the noise waiver. Clarified that all documents need to be in possession with the district before any work can begin. Noise waiver is expired. Plans need to get revised to show the actual revised SOW. Contacted City Mario Machin to discuss revision.

07.28.2021 James notifies he need to work with a different crew.

08.17.2021 We met with Jim (PME) & James C (Mastec to look at the pressure washing scope of work.

09.02.2021

09.14.2021 NE 32nd Street Concrete side walk has been cut; area closed off.
09.15.2021 Checking conduit on NE 34th street by NE 1st Ave (midtown Blvd.) Checked on NE 32nd Street the concrete and more has been damaged and needs to be restored.
09.16.2021 concrete has been restored. Green Island Ficus needs to be replaced and SOD as well.
09.23.2021 PME finished pressure washing.
09.24.2021 NE 34th Street digging up conduit breaks.
09.29.2021 NE 34th Street there is a conduit obstruction they want to fix.
11.xx.2021 Needed to restore concrete sidewalks
11.xx.2021 Need to clean out 3 storm drains
11.xx.2021 Need to pressure wash benches and
12.xx.2021 Need to check on the SOD by NE 32nd street & Waiting for vendors to get paid

7. Site: SW 34th Street & N Miami Ave. – Main irrigation Leak (03.18.2021) VENDOR UNKNOWN.

Wrote to the City of Miami, they said Mastec worked there.
03.25.2021 Met with Mastec; did not do the damages.
03.26.2021 Wrote again to the City of Miami, they said TECO People Gas worked there. PW20000670UP
03.29.2021 Met with TECO People Gas; did not do the damages.
04.06.2021 Wrote to the City of Miami, they said WASD (emergency repair) worked there. PW19001923UP
04.07.2021 Lissette Hildago (WASD); we will not repair.
04.15.2021 Wrote to the City of Miami.
05.19.2021 Follow-up with the City of Miami.
05.20.2021 City replied that WASD did not want to accept responsibility.
05.21.2021 Proposing WASD to install a new water meter with corresponding backflow meter.
06.01.2021 Contacted Oscar Vasquez WASD (Chief) to see what we can do.
06.02.2021 Oscar Vasquez put me in contact with Juan Pelay (WASD); we discussed to cap both sides of the leaking area (north and south) of the street and install on the north side a brand new irrigation meter with a corresponding backflow meter.
06.02.2021 Contact Process Runner Patricia C. to start the process of applying for a water meter / Backflow meter. For the application we need a survey.
06.03.2021 Contacted Oscar & Juan in reference to the survey request.
07.07.2021 Email follow to surveyor
07.08.2021 Surveyor called and I clarified what I need for WASD.
07.19.2021 Email follow with surveyor.
07.30.2021 Email follow with surveyor. Received the Survey. Forwarded the survey to the process runner.
08.05.2021 Process Runner called me and in conference with WASD, assisting with clarifying.
08.10.2021 requested process runner status of project.
08.11.2021 process runner called needs info. WASD send an automated reply that the application was received.
08.12.2021 Latarsha Cleare from WASD called asking clarification to where the new meter should be installed. Modified the survey and resend it to her. Received the invoice to pay. Send email to Oscar Valdes and Juan Pelay asking if there was anyway, we could get a discount.
08.12.2021 Ricardo Rojas gave paving contractor a notice of violation in reference to as build were we could see if they damaged the main water irrigation line.
08.13.2021 Juan Pelay replied to unfortunately no discount.
08.18.2021 Paid to have water meter installed. Send email to Juan Pelay asking to see if he can expedite.
09.01.2021 Follow-up email to Juan Pelay.
09.24.2021 Follow-up email to Juan Pelay.
10.12.2021 Follow-up email to Juan Pelay.
12.xx.2021 contacted process runner to follow up with City and WASD.
12.xx.2021 WASD revising plans & dealing with the City of Miami for the Permit

8. Site: N. Miami Ave. 3000 N. Miami Ave – Remodel: Brian Tindall -State Contracting

Damages in swale; main irrigation piping, controller lines and parallel irrigation lines.
05.14.2021 Carlos Victoria (BrightView) and I met Brian to discuss the damaged irrigation lines, etc.. we could not find the valve box.
05.24.2021 Carlos Victoria (BrightView) found the valve as it was under a pile of sidewalk concrete before. did the

water test, there is water there.

05.25.2021 Carlos Victoria (BrightView) spoke with Sadi (Superintendent) in reference to the water.

06.11.2021 Contractor said he fixed but leak is still visible.

07.xx.2021 Leak has been taken care of.

08.25.2021 Send Brian an email asking for an ETA on Sprinkler heads and SOD install.

08.27.2021 Brian provided info on new staff on site. Emailed Saady.

09.01.2021 Meeting with Saady on ETA of final pending items; SOD & irrigation sprinkler heads.

09.24.2021 Follow up with Saady.

09.27.2021 Saady – Emails that they have delays I called him.

11.16.2021 Saady called that the trees were installed and we can check irrigation. Emailed Carlos Victoria.

11.29.2021 On site meeting to discuss their repairs

11.30.2021 Saady emailed request brand and model of sprinkler heads, provided model.

12.06.2021 Saady emailed that sprinkler heads have been installed. Requested Carlos to test the irrigation.

12.xx.2021 Several irrigation leak encountered in 3000 and also Plaza Construction so cannot test.

9. NB: MCI Metro; Verizon - Project 1808AHXZ.529 – Cynthia Ferrell (DraftPro's) & Ann Cline (06.02.2021)

06.04.2021 Received new revised plans. (Jonathan Leon-DraftPro's)

06.16.2021 Received an updated version of the revised plans. (Jonathan Leon)

06.22.2021 Requested clarification on phase 2 of plans & time frame, etc.. Jonathan clarified and forwarded remaining questions to Aylin for more clarification.

07.06.2021 Received clarification on expected duration of project. (Aylin Alban-Mastec)

07.12.2021 Reviewed the plans & asked questions. Received clarification from (Jonathan Leon).

07.29.2021 Requested final *revised* plans to discuss the surety bond amount.

xx

xx.xx.2021 offered Mastec to take full responsibility for both project going on in the district.

XX Project on HOLD

10. Site: N. Miami Ave. & South Block – MFI 052044 Summer DeBella & Andrea Chavez & Nicole Lambert (07.16.2021)

07.16.2021 Requested permit # & MOT Plan, Col & Surety Bond (No amount established yet).

11. Site: MidBlock - Comcast: Julio (07.19.2021) (610) 628-9411 & Diana Goecke.

12. Site: Midblock West Nordstrom (08.12.2021)

13. North Block: Marshalls AC replacement. (8.16.2021 Stan King)

08.25.2021 Stan provided the Surety Bond of \$20,000.00

08.27.2021 Met with Stan to check SOW.

09.28.2021 Stan updated that work will commence on 09.30.2021

10.04.2021 Project has been closed.

14. North Block: Target RTU system replacement. (9.23.2021 Michael Hood & David Alfonso)

09.22.2021 Requested Col. Meeting 09.24.2021 by Target

09.24.2021 Meeting with David Alfonso. Requested Surety bond of \$20,000.00.

15. Gio: Yoga Joint (10.04.2021 Jeremy Pierce)

xx

11.15.2021 Concrete Pour happened today.

12/xx/2021 Concrete pour done will keep open till end of project as vendors driving over sidewalk and destroying sod in swale on East Coast Ave.

16. N. Miami Ave. - PW21002024UP Street lights (CDD Project)

xx.xx.2021 created MOT drawings

xx.xx.2021 Locator marked N. Miami Ave.

10.28.2021 Signed City of Miami application

12.zz.2021 City of Miami plans approved waiting for Miami-Dade county plans.

17. Lot 7

12.xx.2021 Damage of SOD and possible irrigation system

18. South Block North: The Standard Residences

11.xx.2021 a sale center pad has been installed.

19. 29xx N. Miami Ave: Plaza Construction

12.xx.2021 Leak under N. Miami Ave. road and irrigation leaks in the swale prevent from 3000 N. Miami Ave irrigation being tested.

Pending Items

project completed

Planned **FUTURE** Projects:

1. East Coast Ave - Hotwire –(20190618)

Pay attention to: Sidewalk damages, SOW Directional Boring, installing man holes and pulling cable from man hole to man hole.

2. FDOT & MDC & City of Miami - Railroad Crossing and Roadway Reconstruction Project.

NE 36th Street & NE 4th Ave & Federal Highway. (Virtual Meeting 11/30/2020 Fernando Gomez, Hector Badia)

MIDTOWN MIAMI
COMMUNITY DEVELOPMENT DISTRICT

9A11



Lanier Parking Solution
 3401 N Miami Ave Ste 134
 Miami, Fl. 33127

Monthly Parking Report- December 2021
Executive Summary

	<u>North Garage</u>		<u>South Garage</u>		<u>Mid Block Garage</u>	
	<u>Nov-21</u>	<u>Dec-21</u>	<u>Nov-21</u>	<u>Dec-21</u>	<u>Nov-21</u>	<u>Dec-21</u>
Garage Retail and Office	639	637	269	259	0	0
2 Midtown Residents	49	44	108	122	0	0
2 Midtown Retail	1	1	0	0	0	0
3 Midtown- Hyde Resident	0	0	9	9	0	0
4 Midtown Resident	1	1	41	40	0	0
4 Midtown Retail	0	0	2	2	0	0
5 Midtown Residents	0	0	33	32	0	0
6 Midtown Residents	0	0	0	0	0	0
GIO Residential	0	0	2	2	0	0
Midtown Yard 8 Residents	0	0	9	7	0	0
Midblock Residents	0	0	12	12	0	0
Midblock East Offices	4	4	20	22	34	36
Midblock East Retail	11	11	60	56	0	0
Midblock West Retail	41	51	29	30	0	0
Secondary Vehicles	64	64	39	39	1	1
Complimentary	111	109	0	0	318	338
	921	922	633	632	353	375

Notes

Secondary vehicles are necessary due to the AVI but are accounted for as complimentary.
 The increase on South Garage is due to the 2 Midtown's residents parking here temporarily.



Lanier Parking Solution
 3401 N Miami Ave Ste 134
 Miami, Fl. 33127

Transient Parking
 Year-over-Year Comparison

North Block

South Block

		Revenue					Tickets			Revenue					Tickets							
		2020		2021			2020		2021	2020		2021			2020		2021	2020		2021		
		\$7,171.00					2656			\$ 493.00										Tuesday	12/1/2020	
12/1/2021	Wednesday	\$6,959.00	\$8,374.00	20.33%	2594	2729	5.20%			\$858.00	\$ 1,274.00	48.48%	178	283	58.99%					Wednesday	12/2/2020	
12/2/2021	Thursday	\$7,161.00	\$8,602.00	20.12%	2539	2768	9.02%			\$690.00	\$ 1,441.00	108.84%	153	286	86.93%					Thursday	12/3/2020	
12/3/2021	Friday	\$8,618.00	\$9,230.00	7.10%	3035	3037	0.07%			\$800.00	\$ 2,161.00	170.13%	192	343	78.65%					Friday	12/4/2020	
12/4/2021	Saturday	\$10,831.00	\$13,879.00	28.14%	3783	3986	5.37%			\$1,580.00	\$ 3,426.00	116.84%	341	648	90.03%					Saturday	12/5/2020	
12/5/2021	Sunday	\$9,906.00	\$12,165.00	22.80%	3452	3702	7.24%			\$2,009.00	\$ 3,430.00	70.73%	326	504	54.60%					Sunday	12/6/2020	
12/6/2021	Monday	\$6,657.00	\$9,024.00	35.56%	2488	3011	21.02%			\$339.00	\$ 1,346.00	297.05%	96	209	117.71%					Monday	12/7/2020	
12/7/2021	Tuesday	\$8,158.00	\$9,128.00	11.89%	2949	3120	5.80%			\$651.00	\$ 1,150.00	76.65%	169	282	66.86%					Tuesday	12/8/2020	
12/8/2021	Wednesday	\$7,933.00	\$10,206.00	28.65%	2995	3385	13.02%			\$700.00	\$ 1,434.00	104.86%	182	289	58.79%					Wednesday	12/9/2020	
12/9/2021	Thursday	\$7,894.00	\$10,739.00	36.04%	2919	3610	23.67%			\$765.00	\$ 1,254.00	63.92%	188	288	53.19%					Thursday	12/10/2020	
12/10/2021	Friday	\$8,222.00	\$11,018.00	34.01%	3035	3634	19.74%			\$865.00	\$ 1,533.00	77.23%	219	368	68.04%					Friday	12/11/2020	
12/11/2021	Saturday	\$11,811.00	\$14,832.00	25.58%	4139	4738	14.47%			\$1,389.00	\$ 2,252.00	62.13%	337	547	62.31%					Saturday	12/12/2020	
12/12/2021	Sunday	\$9,622.00	\$12,321.00	28.05%	3494	4167	19.26%			\$1,481.00	\$ 2,058.00	38.96%	311	421	35.37%					Sunday	12/13/2020	
12/13/2021	Monday	\$7,620.00	\$9,610.00	26.12%	2931	3485	18.90%			\$953.00	\$ 1,063.00	11.54%	159	249	56.60%					Monday	12/14/2020	
12/14/2021	Tuesday	\$8,870.00	\$10,629.00	19.83%	3266	3802	16.41%			\$888.00	\$ 1,005.00	13.18%	216	244	12.96%					Tuesday	12/15/2020	
12/15/2021	Wednesday	\$9,167.00	\$12,108.00	32.08%	3390	4172	23.07%			\$929.00	\$ 1,166.00	25.51%	215	290	34.88%					Wednesday	12/16/2020	
12/16/2021	Thursday	\$10,245.00	\$10,279.00	0.33%	3774	4257	12.80%			\$790.00	\$ 1,436.00	81.77%	187	287	53.48%					Thursday	12/17/2020	
12/17/2021	Friday	\$10,515.00	\$11,652.00	10.81%	3798	4057	6.82%			\$1,017.00	\$ 1,401.00	37.76%	276	324	17.39%					Friday	12/18/2020	
12/18/2021	Saturday	\$13,518.00	\$13,894.00	2.78%	4582	4763	3.95%			\$1,484.00	\$ 2,158.00	45.42%	406	451	11.08%					Saturday	12/19/2020	
12/19/2021	Sunday	\$11,976.00	\$13,247.00	10.61%	4230	4390	3.78%			\$1,574.00	\$ 1,776.00	12.83%	316	350	10.76%					Sunday	12/20/2020	
12/20/2021	Monday	\$11,592.00	\$11,400.00	-1.66%	4257	4012	-5.76%			\$977.00	\$ 1,355.00	38.69%	227	259	14.10%					Monday	12/21/2020	
12/21/2021	Tuesday	\$13,499.00	\$12,955.00	-4.03%	4821	4588	-4.83%			\$1,037.00	\$ 998.00	-3.76%	283	241	-14.84%					Tuesday	12/22/2020	
12/22/2021	Wednesday	\$14,546.00	\$14,319.00	-1.56%	5484	5062	-7.70%			\$977.00	\$ 1,166.00	19.34%	300	317	5.67%					Wednesday	12/23/2020	
12/23/2021	Thursday	\$12,817.00	\$15,103.00	17.84%	5233	5603	7.07%			\$634.00	\$ 1,712.00	170.03%	180	407	126.11%					Thursday	12/24/2020	
12/24/2021	Friday	\$224.00	\$12,898.00	5658.04%	64	5295	8173.44%			\$297.00	\$ 1,009.00	239.73%	33	246	645.45%					Friday	12/25/2020	
12/25/2021	Saturday	\$9,731.00	\$432.00	-95.56%	3464	98	-97.17%			\$1,353.00	\$ 478.00	-64.67%	372	54	-85.48%					Saturday	12/26/2020	
12/26/2021	Sunday	\$7,660.00	\$8,839.00	15.39%	2740	3039	10.91%			\$1,682.00	\$ 1,339.00	-20.39%	382	292	-23.56%					Sunday	12/27/2020	
12/27/2021	Monday	\$7,146.00	\$8,242.00	15.34%	2600	2850	9.62%			\$917.00	\$ 865.00	-5.67%	223	204	-8.52%					Monday	12/28/2020	
12/28/2021	Tuesday	\$7,813.00	\$9,096.00	16.42%	2852	3069	7.61%			\$1,116.00	\$ 1,059.00	-5.11%	256	274	7.03%					Tuesday	12/29/2020	
12/29/2021	Wednesday	\$9,473.00	\$9,719.00	2.60%	3327	3184	-4.30%			\$1,285.00	\$ 1,072.00	-16.58%	323	293	-9.29%					Wednesday	12/30/2020	
12/30/2021	Thursday	\$8,384.00	\$10,328.00	23.19%	3259	3410	4.63%			\$1,229.00	\$ 1,210.00	-1.55%	247	313	26.72%					Thursday	12/31/2020	
12/31/2021	Friday		\$9,252.00			3413					\$ 1,322.00			246								
		\$285,739.00	\$333,520.00	17%	104150	114436	9.88%			\$31,759.00	\$46,349.00	46%	7424	9809	32.13%							

Revenue-by-lane Report

From:	:00:00 M	Prepared by:	jencarnacion
To:	31/2021 11:59:59 PM	Generated:	3/2022 :13:12 PM
System server:	[1] DBS Central	Extended Income Report:	No
Car park:	[50] North Block		

Lane	Rate	Count VISA	VISA	Count MASTERCARD	MASTERCARD	Count AMEX	AMEX	Count DISCOVER	DISCOVER	Total Amount CC	Count Cash	Cash	Count Chaser	Chaser	Other	Total Revenue
4	.00 USD		.00 USD		.00 USD		.00 USD		.00 USD	.00 USD	50	.00 USD		.00 USD	.00 USD	.00 USD
4	.00 USD	5608	,216.00 USD	69	4,538.00 USD	756	,512.00 USD	9	58.00 USD	7,524.00 USD		.00 USD	40	80.00 USD	.00 USD	7,614.00 USD
4	3.00 USD	3447	,340.00 USD	522	4,566.00 USD	492	,476.00 USD	88	64.00 USD	6,646.00 USD		.00 USD	7	9.00 USD	3.00 USD	6,668.00 USD
4	4.00 USD	87	4,348.00 USD	500	,000.00 USD	48	592.00 USD	30	.00 USD	7,060.00 USD		.00 USD	3	.00 USD	.00 USD	7,084.00 USD
4	8.00 USD	358	,864.00 USD	63	,304.00 USD	42	336.00 USD		80.00 USD	4,584.00 USD		.00 USD		.00 USD	8.00 USD	4,592.00 USD
4	.00 USD	37	,370.00 USD	63	630.00 USD	8	80.00 USD		.00 USD	,200.00 USD		.00 USD		.00 USD	.00 USD	,210.00 USD
4	5.00 USD	58	870.00 USD	33	495.00 USD	3	95.00 USD	3	45.00 USD	,605.00 USD		.00 USD		.00 USD	.00 USD	,605.00 USD
4	.00 USD	8	560.00 USD		400.00 USD	4	80.00 USD		40.00 USD	,080.00 USD		.00 USD		.00 USD	.00 USD	,100.00 USD
4	5.00 USD	3	325.00 USD		50.00 USD	3	75.00 USD		.00 USD	450.00 USD		.00 USD		.00 USD	.00 USD	450.00 USD
4	30.00 USD		300.00 USD	4	.00 USD		60.00 USD		30.00 USD	510.00 USD		.00 USD		30.00 USD	30.00 USD	570.00 USD
4	35.00 USD	30	,050.00 USD	8	630.00 USD	9	315.00 USD	8	80.00 USD	,275.00 USD		.00 USD		.00 USD	5.00 USD	,380.00 USD
4	37.00 USD		.00 USD		74.00 USD		.00 USD		.00 USD	74.00 USD		.00 USD		.00 USD	.00 USD	74.00 USD
4	45.00 USD		45.00 USD		.00 USD		.00 USD		.00 USD	45.00 USD		.00 USD		.00 USD	.00 USD	45.00 USD
4	70.00 USD		70.00 USD		.00 USD		70.00 USD		.00 USD	40.00 USD		.00 USD		.00 USD	.00 USD	40.00 USD
4	5.00 USD		5.00 USD		.00 USD		.00 USD		.00 USD	5.00 USD		.00 USD		.00 USD	.00 USD	5.00 USD
24	Total Lane	10779	33,463.00 USD	4596	14,807.00 USD	1488	4,891.00 USD	273	1,137.00 USD	54,298.00 USD	50	0.00 USD	52	161.00 USD	178.00 USD	54,637.00 USD
26	Total Lane	0	0.00 USD	0	0.00 USD	0	0.00 USD	0	0.00 USD	0.00 USD	0	0.00 USD	0	0.00 USD	0.00 USD	0.00 USD
8	.00 USD		.00 USD		.00 USD		.00 USD		.00 USD	.00 USD	45	.00 USD		.00 USD	.00 USD	.00 USD
8	.00 USD	4763	9,525.00 USD	956	3,912.00 USD	705	,410.00 USD	35	70.00 USD	5,117.00 USD		.00 USD	4	48.00 USD	.00 USD	5,176.00 USD
8	3.00 USD	956	8,868.00 USD	301	3,903.00 USD	413	,239.00 USD	82	46.00 USD	4,256.00 USD		.00 USD	6	8.00 USD	8.00 USD	4,292.00 USD
8	4.00 USD	901	3,604.00 USD	379	,516.00 USD	33	532.00 USD	8	72.00 USD	5,724.00 USD		.00 USD		.00 USD	4.00 USD	5,728.00 USD
8	8.00 USD	74	,192.00 USD	42	,136.00 USD	40	320.00 USD	6	48.00 USD	3,696.00 USD		.00 USD		.00 USD	.00 USD	3,696.00 USD
8	.00 USD		,100.00 USD	42	420.00 USD	7	70.00 USD	3	30.00 USD	,720.00 USD		.00 USD		.00 USD	.00 USD	,720.00 USD
8	5.00 USD	39	585.00 USD	7	55.00 USD	7	5.00 USD	3	45.00 USD	990.00 USD		.00 USD		.00 USD	.00 USD	990.00 USD
8	.00 USD		420.00 USD	8	60.00 USD	3	60.00 USD		.00 USD	660.00 USD		.00 USD		.00 USD	.00 USD	660.00 USD
8	5.00 USD	3	325.00 USD	6	50.00 USD		.00 USD		.00 USD	475.00 USD		.00 USD		.00 USD	.00 USD	475.00 USD
8	30.00 USD	9	70.00 USD	5	50.00 USD	4	.00 USD		.00 USD	540.00 USD		.00 USD		.00 USD	30.00 USD	570.00 USD
8	35.00 USD	3	805.00 USD	5	525.00 USD	5	75.00 USD	3	5.00 USD	,610.00 USD		.00 USD		.00 USD	.00 USD	,610.00 USD
8	43.00 USD		.00 USD		.00 USD		43.00 USD		.00 USD	43.00 USD		.00 USD		.00 USD	.00 USD	43.00 USD
8	55.00 USD		55.00 USD		.00 USD		.00 USD		.00 USD	55.00 USD		.00 USD		.00 USD	.00 USD	55.00 USD
8	5.00 USD		.00 USD		.00 USD		5.00 USD		.00 USD	5.00 USD		.00 USD		.00 USD	.00 USD	5.00 USD
8	3.00 USD		.00 USD		3.00 USD		.00 USD		.00 USD	3.00 USD		.00 USD		.00 USD	.00 USD	3.00 USD
28	Total Lane	9110	27,749.00 USD	3872	12,340.00 USD	1329	4,279.00 USD	251	836.00 USD	45,204.00 USD	45	0.00 USD	30	66.00 USD	63.00 USD	45,333.00 USD
9	.00 USD		.00 USD		.00 USD		.00 USD		.00 USD	.00 USD	49	.00 USD		.00 USD	.00 USD	.00 USD
9	.00 USD	3810	7,620.00 USD	566	3,132.00 USD	453	906.00 USD	84	68.00 USD	,826.00 USD	453	,904.00 USD	4	8.00 USD	-2.00 USD	4,736.00 USD
9	3.00 USD	678	5,034.00 USD	707	,121.00 USD	4	612.00 USD	34	.00 USD	7,869.00 USD	571	,715.00 USD		.00 USD	.00 USD	9,585.00 USD
9	4.00 USD	390	,560.00 USD	92	768.00 USD	65	60.00 USD	4	6.00 USD	,604.00 USD	5	460.00 USD		.00 USD	.00 USD	3,064.00 USD

29	8.00 USD	7	856.00 USD	54	432.00 USD		76.00 USD		6.00 USD	,480.00 USD	30	40.00 USD		.00 USD	.00 USD	,720.00 USD
9	.00 USD	36	360.00 USD	5	50.00 USD	7	70.00 USD		.00 USD	580.00 USD	8	80.00 USD		.00 USD	.00 USD	660.00 USD
9	5.00 USD	5	5.00 USD	4	60.00 USD	3	45.00 USD		.00 USD	330.00 USD	7	5.00 USD		.00 USD	.00 USD	435.00 USD
9	.00 USD	9	80.00 USD		40.00 USD		.00 USD		.00 USD	.00 USD		.00 USD		.00 USD	.00 USD	40.00 USD
9	5.00 USD	7	75.00 USD		50.00 USD		.00 USD		.00 USD	5.00 USD		.00 USD		.00 USD	.00 USD	5.00 USD
9	30.00 USD	4	.00 USD		30.00 USD		.00 USD		.00 USD	50.00 USD		.00 USD		.00 USD	.00 USD	50.00 USD
9	35.00 USD	7	945.00 USD	7	45.00 USD	3	5.00 USD		.00 USD	295.00 USD		70.00 USD		.00 USD	.00 USD	,365.00 USD
29	Total Lane	6083	17,075.00 USD	2550	7,028.00 USD	757	2,174.00 USD	124	302.00 USD	26,579.00 USD	2236	5,594.00 USD	4	8.00 USD	1.00USD	32,180.00 USD
30	.00 USD		.00 USD		.00 USD		.00 USD		.00 USD	.00 USD	37	.00 USD		.00 USD	.00 USD	.00 USD
30	.00 USD	4826	9,652.00 USD	899	3,798.00 USD	602	,204.00 USD	96	92.00 USD	4,846.00 USD		.00 USD		4.00 USD	4.00 USD	4,874.00 USD
30	3.00 USD	518	7,554.00 USD	41	3,123.00 USD	71	813.00 USD	53	59.00 USD	,649.00 USD		.00 USD		.00 USD	6.00 USD	,655.00 USD
30	4.00 USD	627	,508.00 USD	87	,148.00 USD	92	368.00 USD		44.00 USD	4,068.00 USD		.00 USD		4.00 USD	4.00 USD	4,076.00 USD
30	8.00 USD	84	,472.00 USD	75	600.00 USD	8	44.00 USD	5	40.00 USD	,256.00 USD		.00 USD		.00 USD	.00 USD	,256.00 USD
30	.00 USD	52	520.00 USD	36	360.00 USD	8	80.00 USD		.00 USD	970.00 USD		.00 USD		.00 USD	.00 USD	980.00 USD
30	5.00 USD	8	70.00 USD	3	95.00 USD		30.00 USD		5.00 USD	510.00 USD		.00 USD		.00 USD	.00 USD	510.00 USD
30	.00 USD	4	80.00 USD	4	80.00 USD		40.00 USD		40.00 USD	440.00 USD		.00 USD		.00 USD	.00 USD	440.00 USD
30	5.00 USD	9	5.00 USD		50.00 USD		50.00 USD		5.00 USD	350.00 USD		.00 USD		.00 USD	.00 USD	350.00 USD
30	30.00 USD	7	.00 USD		30.00 USD		30.00 USD		.00 USD	70.00 USD		.00 USD		.00 USD	.00 USD	70.00 USD
30	35.00 USD	31	,085.00 USD	4	490.00 USD	6	.00 USD	3	5.00 USD	,890.00 USD		.00 USD		.00 USD	.00 USD	,890.00 USD
30	Total Lane	8286	23,776.00 USD	3372	9,874.00 USD	1004	2,969.00 USD	173	630.00 USD	37,249.00 USD	37	0.00 USD	14	38.00 USD	14.00 USD	37,301.00 USD
31	.00 USD		.00 USD		.00 USD		.00 USD		.00 USD	.00 USD	3	.00 USD		.00 USD	.00 USD	.00 USD
31	.00 USD	3101	6,202.00 USD	60	,520.00 USD	419	838.00 USD	76	52.00 USD	9,712.00 USD	3400	6,791.00 USD	4	8.00 USD	.00 USD	6,512.00 USD
31	3.00 USD	457	4,371.00 USD	725	,175.00 USD	3	639.00 USD	38	4.00 USD	7,299.00 USD	756	5,272.00 USD		.00 USD	-1.00USD	,570.00 USD
31	4.00 USD	368	,472.00 USD	84	736.00 USD	55	.00 USD	4	6.00 USD	,444.00 USD	440	,776.00 USD		.00 USD	-12.00USD	4,208.00 USD
31	8.00 USD	34	,072.00 USD	67	536.00 USD	3	4.00 USD	6	48.00 USD	,760.00 USD	7	856.00 USD		.00 USD	.00 USD	,616.00 USD
31	.00 USD	43	430.00 USD	6	60.00 USD		.00 USD		.00 USD	620.00 USD	39	390.00 USD		.00 USD	.00 USD	,010.00 USD
31	5.00 USD	6	40.00 USD	5	75.00 USD		5.00 USD		5.00 USD	345.00 USD		80.00 USD		.00 USD	.00 USD	525.00 USD
31	.00 USD	6	.00 USD		40.00 USD		.00 USD		.00 USD	80.00 USD	4	80.00 USD		.00 USD	.00 USD	60.00 USD
31	5.00 USD	9	5.00 USD	4	.00 USD		.00 USD		.00 USD	325.00 USD	3	75.00 USD		.00 USD	.00 USD	400.00 USD
31	30.00 USD		30.00 USD		.00 USD		30.00 USD		.00 USD	60.00 USD	3	90.00 USD		.00 USD	.00 USD	50.00 USD
31	35.00 USD	8	980.00 USD		420.00 USD	4	40.00 USD		35.00 USD	,575.00 USD	9	315.00 USD		.00 USD	.00 USD	,890.00 USD
31	Total Lane	5163	15,142.00 USD	2275	6,762.00 USD	709	2,026.00 USD	127	390.00 USD	24,320.00 USD	5886	15,825.00 USD	4	8.00 USD	12.00USD	40,141.00 USD
32	.00 USD		.00 USD		.00 USD		.00 USD		.00 USD	.00 USD	3	.00 USD		.00 USD	.00 USD	.00 USD
32	.00 USD	3658	7,316.00 USD	478	,956.00 USD	556	,112.00 USD	94	88.00 USD	,572.00 USD		.00 USD	7	4.00 USD	.00 USD	,588.00 USD
32	3.00 USD	943	5,829.00 USD	817	,451.00 USD	48	744.00 USD	35	5.00 USD	9,129.00 USD		.00 USD		3.00 USD	3.00 USD	9,135.00 USD
32	4.00 USD	461	,844.00 USD		800.00 USD	58	32.00 USD	7	8.00 USD	,904.00 USD		.00 USD		4.00 USD	.00 USD	,908.00 USD
32	8.00 USD	8	,019.00 USD	49	392.00 USD		76.00 USD	3	4.00 USD	,611.00 USD		.00 USD		.00 USD	5.00 USD	,616.00 USD
32	.00 USD	38	380.00 USD	3	30.00 USD	3	30.00 USD		.00 USD	560.00 USD		.00 USD		.00 USD	.00 USD	570.00 USD
32	5.00 USD	5	5.00 USD	3	45.00 USD		5.00 USD		.00 USD	85.00 USD		.00 USD		.00 USD	.00 USD	85.00 USD
32	.00 USD	3	60.00 USD		40.00 USD		.00 USD		.00 USD	300.00 USD		.00 USD		.00 USD	.00 USD	300.00 USD
32	5.00 USD	4	.00 USD		5.00 USD		.00 USD		.00 USD	5.00 USD		.00 USD		.00 USD	.00 USD	5.00 USD
32	30.00 USD		30.00 USD		.00 USD		.00 USD		.00 USD	30.00 USD		.00 USD		.00 USD	.00 USD	30.00 USD
32	35.00 USD	3	805.00 USD	8	80.00 USD	6	.00 USD		.00 USD	,295.00 USD		.00 USD		.00 USD	.00 USD	,295.00 USD
32	37.00 USD		.00 USD		.00 USD		37.00 USD		.00 USD	37.00 USD		.00 USD		.00 USD	.00 USD	37.00 USD
32	38.00 USD		.00 USD		38.00 USD		.00 USD		.00 USD	38.00 USD		.00 USD		.00 USD	.00 USD	38.00 USD
32	Total Lane	6284	17,808.00 USD	2572	7,157.00 USD	895	2,556.00 USD	141	365.00 USD	27,886.00 USD	23	0.00 USD	10	31.00 USD	10.00 USD	27,927.00 USD
33	.00 USD		.00 USD		.00 USD		.00 USD		.00 USD	.00 USD	7	.00 USD		.00 USD	.00 USD	.00 USD
33	.00 USD	622	,243.00 USD	305	610.00 USD	3	6.00 USD	4	48.00 USD	,127.00 USD		.00 USD		.00 USD	.00 USD	,130.00 USD
33	3.00 USD	84	852.00 USD	41	423.00 USD	47	41.00 USD	6	8.00 USD	,434.00 USD		.00 USD		.00 USD	3.00 USD	,437.00 USD

33	4.00 USD	52	8.00 USD	44	76.00 USD	5	60.00 USD		.00 USD	444.00 USD		.00 USD		.00 USD	.00 USD	444.00 USD
33	8.00 USD	9	32.00 USD		80.00 USD	8	64.00 USD		8.00 USD	384.00 USD		.00 USD		.00 USD	.00 USD	384.00 USD
33	.00 USD		.00 USD		.00 USD	3	30.00 USD		.00 USD	50.00 USD		.00 USD		.00 USD	.00 USD	50.00 USD
33	5.00 USD		30.00 USD		.00 USD		30.00 USD		.00 USD	60.00 USD		.00 USD		.00 USD	.00 USD	60.00 USD
33	.00 USD		40.00 USD		.00 USD		.00 USD		.00 USD	40.00 USD		.00 USD		.00 USD	.00 USD	40.00 USD
33	30.00 USD		30.00 USD		30.00 USD		.00 USD		.00 USD	60.00 USD		.00 USD		.00 USD	.00 USD	60.00 USD
33	35.00 USD		35.00 USD		35.00 USD		.00 USD		.00 USD	70.00 USD		.00 USD		.00 USD	.00 USD	70.00 USD
33	Total Lane	1003	2,770.00 USD	503	1,364.00 USD	188	551.00 USD	32	84.00 USD	4,769.00 USD	27	0.00 USD	0	2.00 USD	4.00 USD	4,775.00 USD
35	.00 USD		.00 USD		.00 USD		.00 USD		.00 USD	.00 USD	5	.00 USD		.00 USD	.00 USD	.00 USD
35	.00 USD	32	4,464.00 USD	883	,766.00 USD	71	542.00 USD	39	78.00 USD	6,850.00 USD		.00 USD		4.00 USD	6.00 USD	6,860.00 USD
35	3.00 USD		3,003.00 USD	428	,284.00 USD	3	369.00 USD	3	39.00 USD	4,695.00 USD		.00 USD		.00 USD	9.00 USD	4,704.00 USD
35	4.00 USD	42	968.00 USD	6	464.00 USD	36	44.00 USD	6	4.00 USD	,600.00 USD		.00 USD		.00 USD	.00 USD	,600.00 USD
35	8.00 USD	61	488.00 USD	32	56.00 USD		96.00 USD		.00 USD	840.00 USD		.00 USD		.00 USD	.00 USD	840.00 USD
35	.00 USD	3	30.00 USD	8	80.00 USD	3	30.00 USD		.00 USD	350.00 USD		.00 USD		.00 USD	.00 USD	350.00 USD
35	5.00 USD		50.00 USD	5	75.00 USD		5.00 USD		.00 USD	40.00 USD		.00 USD		.00 USD	.00 USD	40.00 USD
35	.00 USD	4	80.00 USD	3	60.00 USD		40.00 USD		.00 USD	80.00 USD		.00 USD		.00 USD	.00 USD	80.00 USD
35	5.00 USD	4	.00 USD		.00 USD		.00 USD		.00 USD	.00 USD		.00 USD		.00 USD	.00 USD	.00 USD
35	30.00 USD		30.00 USD		.00 USD		.00 USD		.00 USD	30.00 USD		.00 USD		.00 USD	.00 USD	30.00 USD
35	35.00 USD		.00 USD		35.00 USD		.00 USD		.00 USD	35.00 USD		.00 USD		.00 USD	.00 USD	35.00 USD
35	Total Lane	3578	9,513.00 USD	1476	4,020.00 USD	448	1,236.00 USD	59	151.00 USD	14,920.00 USD	105	0.00 USD	0	4.00 USD	15.00 USD	14,939.00 USD
37	Total Lane	0	0.00 USD	0	0.00 USD	0	0.00 USD	0	0.00 USD	0.00 USD	0	0.00 USD	0	0.00 USD	0.00 USD	0.00 USD
39	.00 USD		.00 USD		.00 USD		.00 USD		.00 USD	.00 USD	3	.00 USD		.00 USD	.00 USD	.00 USD
39	.00 USD	76	352.00 USD	64	8.00 USD	3	6.00 USD	4	8.00 USD	514.00 USD		.00 USD		.00 USD	.00 USD	514.00 USD
39	3.00 USD	4	312.00 USD	44	32.00 USD	9	7.00 USD		3.00 USD	474.00 USD		.00 USD		.00 USD	.00 USD	474.00 USD
39	4.00 USD	6	4.00 USD	6	64.00 USD	5	.00 USD		4.00 USD	92.00 USD		.00 USD		.00 USD	.00 USD	92.00 USD
39	8.00 USD	6	48.00 USD		6.00 USD		8.00 USD		.00 USD	72.00 USD		.00 USD		.00 USD	.00 USD	72.00 USD
39	.00 USD		.00 USD		.00 USD		.00 USD		.00 USD	30.00 USD		.00 USD		.00 USD	.00 USD	30.00 USD
39	5.00 USD		.00 USD		5.00 USD		.00 USD		.00 USD	5.00 USD		.00 USD		.00 USD	.00 USD	5.00 USD
39	.00 USD		40.00 USD		.00 USD		.00 USD		.00 USD	40.00 USD		.00 USD		.00 USD	.00 USD	40.00 USD
39	35.00 USD		35.00 USD		.00 USD		.00 USD		.00 USD	35.00 USD		.00 USD		.00 USD	.00 USD	35.00 USD
39	Total Lane	316	901.00 USD	128	365.00 USD	29	91.00 USD	6	15.00 USD	1,372.00 USD	13	0.00 USD	0	0.00 USD	0.00 USD	1,372.00 USD
41	.00 USD		.00 USD		.00 USD		.00 USD		.00 USD	.00 USD	60	.00 USD		.00 USD	.00 USD	.00 USD
41	.00 USD	332	664.00 USD	42	84.00 USD	5	50.00 USD	3	6.00 USD	,004.00 USD	874	,748.00 USD		.00 USD	.00 USD	,752.00 USD
41	3.00 USD	315	945.00 USD	31	393.00 USD	8	54.00 USD	4	.00 USD	,404.00 USD	714	,142.00 USD		.00 USD	.00 USD	,3,546.00 USD
41	4.00 USD	82	328.00 USD	47	88.00 USD	4	6.00 USD		4.00 USD	536.00 USD	84	736.00 USD		.00 USD	4.00 USD	,276.00 USD
41	8.00 USD	8	4.00 USD		88.00 USD		.00 USD		8.00 USD	320.00 USD	6	8.00 USD		.00 USD	8.00 USD	536.00 USD
41	.00 USD	7	70.00 USD	5	50.00 USD		.00 USD		.00 USD	40.00 USD	9	90.00 USD		.00 USD	.00 USD	30.00 USD
41	5.00 USD	5	75.00 USD		30.00 USD		.00 USD		.00 USD	5.00 USD	3	45.00 USD		.00 USD	.00 USD	50.00 USD
41	.00 USD		.00 USD		.00 USD		.00 USD		.00 USD	.00 USD	3	60.00 USD		.00 USD	.00 USD	80.00 USD
41	5.00 USD		5.00 USD		.00 USD		.00 USD		.00 USD	5.00 USD		5.00 USD		.00 USD	.00 USD	50.00 USD
41	30.00 USD	3	90.00 USD		.00 USD		.00 USD		.00 USD	90.00 USD		.00 USD		.00 USD	.00 USD	90.00 USD
41	35.00 USD		35.00 USD		.00 USD		35.00 USD		.00 USD	70.00 USD		35.00 USD		.00 USD	.00 USD	5.00 USD
41	Total Lane	775	2,476.00 USD	338	1,033.00 USD	50	175.00 USD	9	30.00 USD	3,714.00 USD	1875	5,089.00 USD	0	0.00 USD	12.00 USD	8,815.00 USD
43	.00 USD		.00 USD		.00 USD		.00 USD		.00 USD	.00 USD		.00 USD		.00 USD	.00 USD	.00 USD
43	.00 USD	546	,092.00 USD	31	462.00 USD	6	52.00 USD		.00 USD	,628.00 USD		.00 USD		.00 USD	.00 USD	,628.00 USD
43	3.00 USD	410	230.00 USD	8	654.00 USD	5	75.00 USD	4	.00 USD	,971.00 USD		.00 USD		.00 USD	.00 USD	,971.00 USD
43	4.00 USD		480.00 USD	61	44.00 USD		40.00 USD		8.00 USD	772.00 USD		.00 USD		.00 USD	.00 USD	772.00 USD
43	8.00 USD	30	40.00 USD	9	52.00 USD		8.00 USD		.00 USD	400.00 USD		.00 USD		.00 USD	8.00 USD	408.00 USD
43	.00 USD	8	80.00 USD		.00 USD	3	30.00 USD		.00 USD	.00 USD		.00 USD		.00 USD	.00 USD	.00 USD

43	5.00 USD	3	45.00 USD		30.00 USD		5.00 USD		.00 USD	90.00 USD		.00 USD		.00 USD	.00 USD	90.00 USD
43	.00 USD	4	80.00 USD		40.00 USD		.00 USD		.00 USD	40.00 USD		.00 USD		.00 USD	.00 USD	40.00 USD
43	5.00 USD		5.00 USD		.00 USD		.00 USD		.00 USD	5.00 USD		.00 USD		.00 USD	.00 USD	5.00 USD
43	30.00 USD		.00 USD		30.00 USD		.00 USD		.00 USD	30.00 USD		.00 USD		.00 USD	.00 USD	30.00 USD
43	Total Lane	1122	3,272.00 USD	534	1,612.00 USD	67	240.00 USD	17	42.00 USD	5,166.00 USD	120	0.00 USD	0	0.00 USD	8.00 USD	5,174.00 USD
45	.00 USD		.00 USD		.00 USD		.00 USD		.00 USD	.00 USD	45	.00 USD		.00 USD	.00 USD	.00 USD
45	.00 USD	916	,832.00 USD	412	824.00 USD	56	312.00 USD	9	38.00 USD	3,006.00 USD		.00 USD		.00 USD	.00 USD	3,008.00 USD
45	3.00 USD	393	,179.00 USD	52	456.00 USD	68	4.00 USD		33.00 USD	,872.00 USD		.00 USD		.00 USD	.00 USD	,872.00 USD
45	4.00 USD	7	508.00 USD	83	332.00 USD	34	36.00 USD		4.00 USD	980.00 USD		.00 USD		.00 USD	.00 USD	980.00 USD
45	8.00 USD	41	328.00 USD	30	40.00 USD	4	.00 USD		6.00 USD	696.00 USD		.00 USD		.00 USD	.00 USD	696.00 USD
45	.00 USD	4	40.00 USD		.00 USD	6	60.00 USD		.00 USD	320.00 USD		.00 USD		.00 USD	.00 USD	320.00 USD
45	5.00 USD	7	5.00 USD		5.00 USD		5.00 USD		.00 USD	35.00 USD		.00 USD		.00 USD	.00 USD	35.00 USD
45	.00 USD	3	60.00 USD		.00 USD		.00 USD		.00 USD	80.00 USD		.00 USD		.00 USD	.00 USD	80.00 USD
45	5.00 USD		.00 USD		.00 USD		5.00 USD		.00 USD	5.00 USD		.00 USD		.00 USD	.00 USD	5.00 USD
45	30.00 USD		.00 USD		.00 USD		30.00 USD		.00 USD	30.00 USD		.00 USD		.00 USD	.00 USD	30.00 USD
45	Total Lane	1501	4,152.00 USD	691	2,007.00 USD	281	894.00 USD	33	91.00 USD	7,144.00 USD	45	0.00 USD	0	0.00 USD	2.00 USD	7,146.00 USD
47	.00 USD		.00 USD		.00 USD		.00 USD		.00 USD	.00 USD	8	.00 USD		.00 USD	.00 USD	.00 USD
47	.00 USD	34	468.00 USD	3	46.00 USD	50	.00 USD	4	8.00 USD	822.00 USD		.00 USD		.00 USD	.00 USD	824.00 USD
47	3.00 USD	4	342.00 USD	57	71.00 USD	7	51.00 USD	4	.00 USD	576.00 USD		.00 USD		.00 USD	.00 USD	576.00 USD
47	4.00 USD	41	64.00 USD	3	92.00 USD	6	4.00 USD		.00 USD	80.00 USD		.00 USD		.00 USD	.00 USD	80.00 USD
47	8.00 USD	4	.00 USD	8	64.00 USD		6.00 USD		.00 USD	92.00 USD		.00 USD		.00 USD	8.00 USD	.00 USD
47	.00 USD	3	30.00 USD	3	30.00 USD		.00 USD		.00 USD	70.00 USD		.00 USD		.00 USD	.00 USD	70.00 USD
47	5.00 USD		5.00 USD		.00 USD		5.00 USD		.00 USD	30.00 USD		.00 USD		.00 USD	.00 USD	30.00 USD
47	.00 USD		.00 USD		40.00 USD		.00 USD		.00 USD	80.00 USD		.00 USD		.00 USD	.00 USD	80.00 USD
47	5.00 USD		50.00 USD		.00 USD		.00 USD		.00 USD	50.00 USD		.00 USD		.00 USD	.00 USD	50.00 USD
47	30.00 USD		30.00 USD		.00 USD		.00 USD		.00 USD	30.00 USD		.00 USD		.00 USD	.00 USD	30.00 USD
47	35.00 USD	6	.00 USD		.00 USD		70.00 USD		.00 USD	80.00 USD		.00 USD		.00 USD	.00 USD	80.00 USD
47	Total Lane	417	1,441.00 USD	216	643.00 USD	80	306.00 USD	8	20.00 USD	2,410.00 USD	18	0.00 USD	1	2.00 USD	8.00 USD	2,420.00 USD
49	.00 USD		.00 USD		.00 USD		.00 USD		.00 USD	.00 USD	71	.00 USD		.00 USD	.00 USD	.00 USD
49	.00 USD	314	628.00 USD	37	74.00 USD	43	86.00 USD	9	8.00 USD	,006.00 USD		.00 USD		.00 USD	6.00 USD	,014.00 USD
49	3.00 USD	94	582.00 USD	82	46.00 USD		63.00 USD	3	9.00 USD	900.00 USD		.00 USD		.00 USD	.00 USD	900.00 USD
49	4.00 USD	48	92.00 USD	35	40.00 USD		40.00 USD	3	.00 USD	384.00 USD		.00 USD		.00 USD	.00 USD	384.00 USD
49	8.00 USD		68.00 USD		88.00 USD		8.00 USD		.00 USD	64.00 USD		.00 USD		.00 USD	.00 USD	64.00 USD
49	.00 USD	3	30.00 USD	7	70.00 USD		.00 USD		.00 USD	30.00 USD		.00 USD		.00 USD	.00 USD	30.00 USD
49	5.00 USD		5.00 USD	3	45.00 USD		.00 USD		.00 USD	60.00 USD		.00 USD		.00 USD	.00 USD	60.00 USD
49	.00 USD		.00 USD		.00 USD		.00 USD		.00 USD	.00 USD		.00 USD		.00 USD	.00 USD	.00 USD
49	5.00 USD		5.00 USD		.00 USD		.00 USD		.00 USD	5.00 USD		.00 USD		.00 USD	.00 USD	5.00 USD
49	Total Lane	582	1,640.00 USD	276	883.00 USD	77	217.00 USD	16	49.00 USD	2,789.00 USD	71	0.00 USD	0	2.00 USD	6.00 USD	2,797.00 USD
51	.00 USD		.00 USD		.00 USD		.00 USD		.00 USD	.00 USD		.00 USD		.00 USD	.00 USD	.00 USD
51	3.00 USD		3.00 USD		6.00 USD		.00 USD		.00 USD	9.00 USD		.00 USD		.00 USD	.00 USD	9.00 USD
51	4.00 USD		.00 USD		.00 USD		4.00 USD		.00 USD	4.00 USD		.00 USD		.00 USD	.00 USD	4.00 USD
51	8.00 USD		8.00 USD		.00 USD		.00 USD		.00 USD	8.00 USD		.00 USD		.00 USD	.00 USD	8.00 USD
51	Total Lane	2	11.00 USD	3	8.00 USD	1	4.00 USD	0	0.00 USD	23.00 USD	0	0.00 USD	0	0.00 USD	0.00 USD	23.00 USD
53	3.00 USD		6.00 USD		.00 USD		.00 USD		.00 USD	6.00 USD		.00 USD		.00 USD	.00 USD	6.00 USD
53	Total Lane	2	6.00 USD	0	0.00 USD	0	0.00 USD	0	0.00 USD	6.00 USD	0	0.00 USD	0	0.00 USD	0.00 USD	6.00 USD
55	.00 USD		.00 USD		.00 USD		.00 USD		.00 USD	.00 USD	8	.00 USD		.00 USD	.00 USD	.00 USD
55	.00 USD	36	472.00 USD	72	44.00 USD	38	76.00 USD	5	.00 USD	702.00 USD		.00 USD		.00 USD	.00 USD	702.00 USD
55	3.00 USD	50	750.00 USD	8	354.00 USD	48	44.00 USD	5	5.00 USD	,263.00 USD		.00 USD		.00 USD	.00 USD	,263.00 USD
55	4.00 USD	32	528.00 USD	60	40.00 USD		80.00 USD	4	6.00 USD	864.00 USD		.00 USD		.00 USD	.00 USD	864.00 USD

55	8.00 USD	54	432.00 USD		96.00 USD	8	64.00 USD		8.00 USD	600.00 USD		.00 USD		.00 USD	.00 USD	600.00 USD
55	.00 USD	9	90.00 USD	4	40.00 USD		.00 USD		.00 USD	60.00 USD		.00 USD		.00 USD	.00 USD	60.00 USD
55	5.00 USD	6	90.00 USD	3	45.00 USD	3	45.00 USD		.00 USD	80.00 USD		.00 USD		.00 USD	.00 USD	80.00 USD
55	.00 USD	5	.00 USD		.00 USD		.00 USD		.00 USD	.00 USD		.00 USD		.00 USD	.00 USD	.00 USD
55	5.00 USD		5.00 USD		5.00 USD		.00 USD		.00 USD	50.00 USD		.00 USD		.00 USD	.00 USD	50.00 USD
55	30.00 USD		30.00 USD		.00 USD		.00 USD		.00 USD	30.00 USD		.00 USD		.00 USD	.00 USD	30.00 USD
55	35.00 USD	5	75.00 USD		70.00 USD		.00 USD		.00 USD	45.00 USD		.00 USD		.00 USD	.00 USD	45.00 USD
55	Total Lane	709	2,792.00 USD	273	1,034.00 USD	119	429.00 USD	16	59.00 USD	4,314.00 USD	8	0.00 USD	0	0.00 USD	0.00 USD	4,314.00 USD
57	.00 USD		.00 USD		.00 USD		.00 USD		.00 USD	.00 USD	7	.00 USD		.00 USD	.00 USD	.00 USD
57	.00 USD	600	3,200.00 USD	654	,308.00 USD	51	502.00 USD	38	76.00 USD	5,086.00 USD		.00 USD		.00 USD	.00 USD	5,086.00 USD
57	3.00 USD	574	4,722.00 USD	768	,304.00 USD	53	759.00 USD	47	41.00 USD	7,926.00 USD		.00 USD		.00 USD	8.00 USD	7,944.00 USD
57	4.00 USD	652	,606.00 USD	313	,252.00 USD	4	496.00 USD		84.00 USD	4,438.00 USD		.00 USD		.00 USD	.00 USD	4,440.00 USD
57	8.00 USD	35	,880.00 USD	4	992.00 USD	63	504.00 USD	9	72.00 USD	3,448.00 USD		.00 USD		.00 USD	6.00 USD	3,464.00 USD
57	.00 USD	93	930.00 USD	52	520.00 USD		.00 USD	3	30.00 USD	,590.00 USD		.00 USD		.00 USD	.00 USD	,590.00 USD
57	5.00 USD	52	780.00 USD		65.00 USD	3	95.00 USD		.00 USD	,140.00 USD		.00 USD		.00 USD	.00 USD	,140.00 USD
57	.00 USD	4	480.00 USD	5	.00 USD	3	60.00 USD		.00 USD	640.00 USD		.00 USD		.00 USD	.00 USD	640.00 USD
57	5.00 USD		300.00 USD	5	5.00 USD		.00 USD		.00 USD	425.00 USD		.00 USD		.00 USD	.00 USD	425.00 USD
57	30.00 USD		300.00 USD	4	.00 USD		.00 USD		.00 USD	420.00 USD		.00 USD		.00 USD	.00 USD	420.00 USD
57	35.00 USD	5	525.00 USD	8	80.00 USD	5	75.00 USD		.00 USD	980.00 USD		.00 USD		.00 USD	.00 USD	980.00 USD
57	Total Lane	4267	15,723.00 USD	1944	7,166.00 USD	723	2,801.00 USD	118	403.00 USD	26,093.00 USD	127	0.00 USD	0	2.00 USD	34.00 USD	26,129.00 USD
59	.00 USD		.00 USD		.00 USD		.00 USD		.00 USD	.00 USD	32	.00 USD		.00 USD	.00 USD	.00 USD
59	.00 USD	419	838.00 USD	71	342.00 USD	63	6.00 USD		4.00 USD	,330.00 USD	51	.00 USD		.00 USD	.00 USD	,432.00 USD
59	3.00 USD	467	,401.00 USD	83	549.00 USD	72	6.00 USD		36.00 USD	,202.00 USD	37	.00 USD		.00 USD	.00 USD	,313.00 USD
59	4.00 USD	8	872.00 USD		404.00 USD	30	.00 USD	6	4.00 USD	420.00 USD	8	32.00 USD		.00 USD	8.00 USD	,460.00 USD
59	8.00 USD	79	628.00 USD	38	304.00 USD		80.00 USD	4	32.00 USD	,044.00 USD	3	4.00 USD		.00 USD	4.00 USD	,072.00 USD
59	.00 USD	5	50.00 USD	8	80.00 USD		.00 USD		.00 USD	450.00 USD		.00 USD		.00 USD	.00 USD	460.00 USD
59	5.00 USD		330.00 USD	8	.00 USD		30.00 USD		.00 USD	480.00 USD		.00 USD		.00 USD	.00 USD	480.00 USD
59	.00 USD	8	60.00 USD	4	80.00 USD		40.00 USD		.00 USD	300.00 USD		.00 USD		.00 USD	.00 USD	320.00 USD
59	5.00 USD		50.00 USD		5.00 USD		.00 USD		5.00 USD	.00 USD		.00 USD		.00 USD	.00 USD	.00 USD
59	30.00 USD	4	.00 USD		.00 USD		.00 USD		.00 USD	.00 USD		.00 USD		.00 USD	.00 USD	.00 USD
59	35.00 USD	8	630.00 USD	9	315.00 USD		35.00 USD		.00 USD	980.00 USD		.00 USD		.00 USD	.00 USD	980.00 USD
59	Total Lane	1262	5,279.00 USD	533	2,319.00 USD	181	657.00 USD	37	171.00 USD	8,426.00 USD	133	299.00 USD	0	0.00 USD	12.00 USD	8,737.00 USD
61	Total Lane	0	0.00 USD	0	0.00 USD	0	0.00 USD	0	0.00 USD	0.00 USD	0	0.00 USD	0	0.00 USD	0.00 USD	0.00 USD
Total	Total	61241	184,989.00 USD	26152	80,422.00 USD	8426	26,496.00 USD	1440	4,775.00 USD	296,682.00 USD	10819	26,807.00 USD	115	324.00 USD	353.00 USD	324,166.00 USD

Total summary

Revenue-by-lane Report

From:	:00:00 M	Prepared by:	jencarnacion
To:	31/2021 11:59:59 PM	Generated:	3/2022 :13:12 PM
System server:	[1] DBS Central	Extended Income Report:	No
Car park:	[50] North Block		

	Rate	Count VISA	VISA	Count MASTERCARD	MASTERCARD	Count AMEX	AMEX	Count DISCOVER	DISCOVER	Total Count CC	Total Amount CC	Count Cash	Cash	Count Chaser	Chaser	Other	Total Count	Total Revenue
	.00 USD		.00 USD		.00 USD		.00 USD		.00 USD		.00 USD	943	.00 USD		.00 USD	.00 USD	943	.00 USD
	.00 USD	33393	66,784.00 USD	3623	7,246.00 USD	4540	9,080.00 USD	782	,564.00 USD	52338	4,674.00 USD	5778	,545.00 USD	92	92.00 USD	41.00 USD	58216	6,452.00 USD
	3.00 USD	9108	57,323.00 USD	8437	5,311.00 USD	542	7,626.00 USD	440	,320.00 USD	30527	91,580.00 USD	3078	9,240.00 USD	4	40.00 USD	60.00 USD	33631	,920.00 USD
	4.00 USD	5574	,294.00 USD	641	,564.00 USD	846	3,384.00 USD	9	476.00 USD	9180	36,718.00 USD	747	3,004.00 USD	5	.00 USD	.00 USD	9936	39,764.00 USD
	8.00 USD	784	4,263.00 USD	847	6,776.00 USD	77	,216.00 USD	50	400.00 USD	958	3,655.00 USD	66	,328.00 USD		.00 USD	57.00 USD	3129	5,040.00 USD
	.00 USD	622	6,220.00 USD	96	,960.00 USD	90	900.00 USD	7	70.00 USD	5	,250.00 USD	57	570.00 USD		.00 USD	.00 USD	84	,850.00 USD
	5.00 USD	70	4,050.00 USD		,665.00 USD	51	765.00 USD	8	.00 USD	440	6,600.00 USD		330.00 USD		.00 USD	.00 USD	462	6,930.00 USD
	.00 USD	45	,900.00 USD	57	,140.00 USD	9	380.00 USD	6	.00 USD	7	4,540.00 USD	9	80.00 USD		.00 USD	.00 USD	37	4,740.00 USD
	5.00 USD	79	,975.00 USD	4	600.00 USD	6	50.00 USD		50.00 USD		,775.00 USD	4	.00 USD		.00 USD	.00 USD	5	,875.00 USD
	30.00 USD	53	,590.00 USD	7	510.00 USD	9	70.00 USD		30.00 USD	80	,400.00 USD	3	90.00 USD		30.00 USD	60.00 USD	84	,580.00 USD
	35.00 USD	9	7,315.00 USD	95	3,325.00 USD	42	,470.00 USD	5	525.00 USD	361	,635.00 USD		420.00 USD		.00 USD	5.00 USD	373	3,160.00 USD
	37.00 USD		.00 USD		74.00 USD		37.00 USD		.00 USD	3	.00 USD		.00 USD		.00 USD	.00 USD	3	.00 USD
	38.00 USD		.00 USD		38.00 USD		.00 USD		.00 USD		38.00 USD		.00 USD		.00 USD	.00 USD		38.00 USD
	43.00 USD		.00 USD		.00 USD		43.00 USD		.00 USD		43.00 USD		.00 USD		.00 USD	.00 USD		43.00 USD
	45.00 USD		45.00 USD		.00 USD		.00 USD		.00 USD		45.00 USD		.00 USD		.00 USD	.00 USD		45.00 USD
	55.00 USD		55.00 USD		.00 USD		.00 USD		.00 USD		55.00 USD		.00 USD		.00 USD	.00 USD		55.00 USD
	70.00 USD		70.00 USD		.00 USD		70.00 USD		.00 USD		40.00 USD		.00 USD		.00 USD	.00 USD		40.00 USD
	5.00 USD		5.00 USD		.00 USD		5.00 USD		.00 USD		.00 USD		.00 USD		.00 USD	.00 USD		.00 USD
	3.00 USD		.00 USD		3.00 USD		.00 USD		.00 USD		3.00 USD		.00 USD		.00 USD	.00 USD		3.00 USD
	Total	61241	184,989.00 USD	26152	80,422.00 USD	8426	26,496.00 USD	1440	4,775.00 USD	97259	296,682.00 USD	10819	26,807.00 USD	115	324.00 USD	353.00 USD	108222	324,166.00 USD

Revenue-by-lane Report

From:	:00:00 M	Prepared by:	jencarnacion
To:	31/2021 11:59:59 PM	Generated:	3/2022 12:14:39 PM
System server:	[1] DBS Central	Extended Income Report:	No
Car park:	[54] South Block		

Lane	Rate	Count VISA	VISA	Count MASTERCARD	MASTERCARD	Count AMEX	AMEX	Count DISCOVER	DISCOVER	Total Amount CC	Count Cash	Cash	Count Chaser	Chaser	Other	Total Revenue
8	.00 USD		.00 USD		.00 USD		.00 USD		.00 USD	.00 USD	33	.00 USD		.00 USD	.00 USD	.00 USD
8	.00 USD	496	992.00 USD	97	394.00 USD	87	74.00 USD		.00 USD	.582.00 USD		.00 USD		2.00 USD	.00 USD	.626.00 USD
8	3.00 USD	349	.046.00 USD	90	570.00 USD	82	5.00 USD	7	51.00 USD	1.912.00 USD		.00 USD	3	5.00 USD	.00 USD	1.917.00 USD
8	4.00 USD	95	780.00 USD	84	336.00 USD		68.00 USD	6	.00 USD	.308.00 USD		.00 USD		4.00 USD	.00 USD	.312.00 USD
8	8.00 USD	85	680.00 USD	46	368.00 USD		.00 USD		6.00 USD	.176.00 USD		.00 USD		8.00 USD	.00 USD	.184.00 USD
8	.00 USD	50	500.00 USD	5	50.00 USD	5	50.00 USD		0.00 USD	.740.00 USD		.00 USD		.00 USD	.00 USD	.740.00 USD
8	5.00 USD	34	510.00 USD		65.00 USD	3	45.00 USD		.00 USD	.720.00 USD		.00 USD		.00 USD	30.00 USD	.750.00 USD
8	.00 USD	6	320.00 USD	9	80.00 USD		80.00 USD		.00 USD	.600.00 USD		.00 USD		.00 USD	.00 USD	.620.00 USD
8	5.00 USD	3	325.00 USD		.00 USD	3	75.00 USD		.00 USD	.500.00 USD		.00 USD		.00 USD	.00 USD	.500.00 USD
8	30.00 USD	6	80.00 USD	3	90.00 USD		30.00 USD		.00 USD	.300.00 USD		.00 USD		.00 USD	60.00 USD	.360.00 USD
8	35.00 USD	36	.260.00 USD		385.00 USD	8	80.00 USD		35.00 USD	1.960.00 USD		.00 USD		.00 USD	.00 USD	.170.00 USD
8	43.00 USD		.00 USD		43.00 USD		.00 USD		.00 USD	.43.00 USD		.00 USD		.00 USD	.00 USD	.43.00 USD
8	65.00 USD		.00 USD		.00 USD		65.00 USD		.00 USD	.65.00 USD		.00 USD		.00 USD	.00 USD	.65.00 USD
8	70.00 USD		.00 USD		.00 USD		.00 USD		.00 USD	.00 USD		.00 USD		.00 USD	.00 USD	.00 USD
8	Total Lane	1282	6,733.00 USD	571	2,781.00 USD	250	1,324.00 USD	42	208.00 USD	11,046.00 USD	33	0.00 USD	29	79.00 USD	302.00 USD	11,427.00 USD
	.00 USD		.00 USD		.00 USD		.00 USD		.00 USD	.00 USD	6	.00 USD		.00 USD	.00 USD	.00 USD
	.00 USD	787	.574.00 USD	327	654.00 USD		.00 USD	6	32.00 USD	.460.00 USD		.00 USD		78.00 USD	.00 USD	.540.00 USD
	3.00 USD	453	.355.00 USD		600.00 USD		303.00 USD	5	45.00 USD	.303.00 USD		.00 USD	6	.00 USD	.00 USD	.313.00 USD
	4.00 USD	8	832.00 USD	82	327.00 USD		96.00 USD	9	36.00 USD	.291.00 USD		.00 USD	3	5.00 USD	.00 USD	.296.00 USD
	8.00 USD	5	836.00 USD		328.00 USD		60.00 USD		6.00 USD	.340.00 USD		.00 USD		4.00 USD	.00 USD	1.34 .00 USD
	.00 USD	51	510.00 USD		.00 USD		.00 USD		.00 USD	.870.00 USD		.00 USD		.00 USD	.00 USD	.870.00 USD
	5.00 USD		330.00 USD		80.00 USD	6	90.00 USD		5.00 USD	.615.00 USD		.00 USD		.00 USD	.00 USD	.615.00 USD
	.00 USD		0.00 USD	7	.00 USD	7	.00 USD		.00 USD	.700.00 USD		.00 USD		.00 USD	.00 USD	.700.00 USD
	5.00 USD	6	0.00 USD	3	75.00 USD		50.00 USD		.00 USD	.525.00 USD		.00 USD		.00 USD	5.00 USD	.550.00 USD
	30.00 USD	7	.00 USD	3	90.00 USD		30.00 USD		60.00 USD	.390.00 USD		.00 USD		.00 USD	50.00 USD	.540.00 USD
	35.00 USD	61	.135.00 USD		385.00 USD	3	455.00 USD		.00 USD	2.975.00 USD		.00 USD		.00 USD	.00 USD	3.115.00 USD
	37.00 USD		.00 USD		37.00 USD		.00 USD		.00 USD	.37.00 USD		.00 USD		.00 USD	.00 USD	.37.00 USD
	38.00 USD		38.00 USD		38.00 USD		.00 USD		.00 USD	.76.00 USD		.00 USD		.00 USD	.00 USD	.76.00 USD
	39.00 USD		39.00 USD		.00 USD		.00 USD		.00 USD	.39.00 USD		.00 USD		.00 USD	.00 USD	.39.00 USD
	70.00 USD	3	.00 USD		70.00 USD		.00 USD		.00 USD	0.00 USD		.00 USD		.00 USD	.00 USD	0.00 USD
	80.00 USD		80.00 USD		.00 USD		.00 USD		.00 USD	.80.00 USD		.00 USD		.00 USD	.00 USD	.80.00 USD
	55.00 USD		55.00 USD		.00 USD		.00 USD		.00 USD	.55.00 USD		.00 USD		.00 USD	.00 USD	.55.00 USD
10	Total Lane	1738	9,141.00 USD	710	3,107.00 USD	288	1,784.00 USD	48	244.00 USD	14,276.00 USD	26	0.00 USD	50	97.00 USD	317.00 USD	14,690.00 USD
3	.00 USD		.00 USD		.00 USD		.00 USD		.00 USD	.00 USD		.00 USD		.00 USD	.00 USD	.00 USD
3	.00 USD	77	554.00 USD	90	80.00 USD	47	94.00 USD	8	6.00 USD	.84 .00 USD	90	378.00 USD		.00 USD	.00 USD	.224.00 USD
3	3.00 USD	330	990.00 USD	56	468.00 USD	85	55.00 USD	3	39.00 USD	.752.00 USD	5	679.00 USD		.00 USD	-4.00USD	.427.00 USD
3	4.00 USD		808.00 USD	71	84.00 USD		60.00 USD	5	.00 USD	.272.00 USD	3	13.00 USD		.00 USD	-1.00USD	.684.00 USD

13	8.00 USD	91	728.00 USD	38	304.00 USD	3	84.00 USD		8.00 USD	,224.00 USD	32	56.00 USD		.00 USD	.00 USD	,480.00 USD
3	.00 USD	32	320.00 USD	5	50.00 USD	3	30.00 USD		.00 USD	610.00 USD	9	90.00 USD		.00 USD	.00 USD	800.00 USD
3	5.00 USD		300.00 USD	6	.00 USD		30.00 USD		.00 USD	570.00 USD	5	5.00 USD		.00 USD	.00 USD	795.00 USD
3	.00 USD	3	60.00 USD	5	.00 USD	6	.00 USD		.00 USD	480.00 USD		0.00 USD		.00 USD	.00 USD	520.00 USD
3	5.00 USD	3	75.00 USD		5.00 USD		5.00 USD		.00 USD	5.00 USD	3	75.00 USD		.00 USD	.00 USD	.00 USD
3	30.00 USD		.00 USD		60.00 USD		60.00 USD		.00 USD	.00 USD		60.00 USD		.00 USD	.00 USD	300.00 USD
3	35.00 USD	32	,120.00 USD		0.00 USD	8	80.00 USD		.00 USD	1,820.00 USD	5	490.00 USD	5	35.00 USD	.00 USD	,345.00 USD
3	37.00 USD		.00 USD		37.00 USD		.00 USD		.00 USD	37.00 USD		.00 USD		.00 USD	.00 USD	37.00 USD
3	45.00 USD		.00 USD		45.00 USD		.00 USD		.00 USD	45.00 USD		.00 USD		.00 USD	.00 USD	45.00 USD
13	Total Lane	1004	5,275.00 USD	408	2,313.00 USD	227	1,338.00 USD	28	93.00 USD	9,019.00 USD	618	2,806.00 USD	6	37.00 USD	5.00USD	11,857.00 USD
5	.00 USD		.00 USD		.00 USD		.00 USD		.00 USD	.00 USD	6	.00 USD		.00 USD	.00 USD	.00 USD
5	.00 USD	84	368.00 USD	73	6.00 USD	37	74.00 USD	5	.00 USD	598.00 USD		4.00 USD		.00 USD	.00 USD	602.00 USD
5	3.00 USD	3	729.00 USD		342.00 USD	62	86.00 USD	8	.00 USD	,281.00 USD		.00 USD		.00 USD	.00 USD	,281.00 USD
5	4.00 USD		0.00 USD	52	8.00 USD	7	68.00 USD	3	.00 USD	688.00 USD		.00 USD		.00 USD	.00 USD	688.00 USD
5	8.00 USD	34	72.00 USD		68.00 USD	5	0.00 USD		.00 USD	480.00 USD		.00 USD		.00 USD	.00 USD	480.00 USD
5	.00 USD		.00 USD	6	60.00 USD	3	30.00 USD		.00 USD	90.00 USD		.00 USD		.00 USD	.00 USD	90.00 USD
5	5.00 USD	8	.00 USD		30.00 USD		5.00 USD		.00 USD	65.00 USD		.00 USD		.00 USD	.00 USD	65.00 USD
5	.00 USD	6	.00 USD		.00 USD		.00 USD		.00 USD	.00 USD		.00 USD		.00 USD	.00 USD	.00 USD
5	5.00 USD	3	75.00 USD		.00 USD		.00 USD		.00 USD	75.00 USD		.00 USD		.00 USD	.00 USD	75.00 USD
5	30.00 USD		60.00 USD		.00 USD		.00 USD		.00 USD	60.00 USD		.00 USD		.00 USD	.00 USD	60.00 USD
5	35.00 USD	5	75.00 USD		70.00 USD		70.00 USD		.00 USD	315.00 USD		.00 USD		.00 USD	.00 USD	315.00 USD
5	37.00 USD		.00 USD		37.00 USD		37.00 USD		.00 USD	74.00 USD		.00 USD		.00 USD	.00 USD	74.00 USD
15	Total Lane	605	2,519.00 USD	271	1,061.00 USD	128	520.00 USD	16	46.00 USD	4,146.00 USD	6	0.00 USD	0	4.00 USD	0.00 USD	4,150.00 USD
7	.00 USD		.00 USD		.00 USD		.00 USD		.00 USD	.00 USD	6	.00 USD		.00 USD	.00 USD	.00 USD
7	.00 USD	79	558.00 USD	9	8.00 USD		88.00 USD	7	.00 USD	878.00 USD	350	703.00 USD		.00 USD	-3.00USD	,578.00 USD
7	3.00 USD		3.00 USD		2.00 USD		30.00 USD		6.00 USD	.00 USD	32	96.00 USD		.00 USD	.00 USD	97.00 USD
7	4.00 USD	8	72.00 USD	5	.00 USD	5	.00 USD		.00 USD	.00 USD		86.00 USD		.00 USD	-2.00USD	96.00 USD
7	8.00 USD	8	64.00 USD		6.00 USD		6.00 USD		.00 USD	96.00 USD	5	0.00 USD		.00 USD	.00 USD	36.00 USD
7	.00 USD		0.00 USD	3	30.00 USD		.00 USD		.00 USD	80.00 USD		0.00 USD		.00 USD	.00 USD	.00 USD
7	5.00 USD	3	45.00 USD		.00 USD		.00 USD		.00 USD	45.00 USD		30.00 USD		.00 USD	.00 USD	75.00 USD
7	.00 USD		.00 USD		.00 USD		.00 USD		.00 USD	.00 USD		0.00 USD		.00 USD	.00 USD	60.00 USD
7	5.00 USD		5.00 USD		.00 USD		.00 USD		.00 USD	5.00 USD		50.00 USD		.00 USD	.00 USD	75.00 USD
7	30.00 USD		.00 USD		.00 USD		.00 USD		.00 USD	.00 USD		60.00 USD		.00 USD	.00 USD	60.00 USD
7	35.00 USD		.00 USD		.00 USD		.00 USD		.00 USD	.00 USD		350.00 USD		.00 USD	.00 USD	350.00 USD
17	Total Lane	355	947.00 USD	133	326.00 USD	62	164.00 USD	9	20.00 USD	1,457.00 USD	446	1,495.00 USD	0	0.00 USD	5.00USD	2,947.00 USD
9	.00 USD		.00 USD		.00 USD		.00 USD		.00 USD	.00 USD		.00 USD		.00 USD	.00 USD	.00 USD
9	.00 USD	63	6.00 USD	8	56.00 USD		8.00 USD		4.00 USD	94.00 USD		.00 USD		.00 USD	.00 USD	94.00 USD
9	3.00 USD	64	92.00 USD	31	93.00 USD	9	7.00 USD	3	9.00 USD	321.00 USD		.00 USD		.00 USD	.00 USD	321.00 USD
9	4.00 USD	37	8.00 USD	7	68.00 USD	8	32.00 USD		4.00 USD	52.00 USD		.00 USD		.00 USD	.00 USD	52.00 USD
9	8.00 USD	5	.00 USD	8	64.00 USD		32.00 USD		.00 USD	6.00 USD		.00 USD		.00 USD	.00 USD	6.00 USD
9	.00 USD		.00 USD	5	50.00 USD		.00 USD		.00 USD	50.00 USD		.00 USD		.00 USD	.00 USD	50.00 USD
9	5.00 USD	5	75.00 USD	6	90.00 USD		.00 USD		.00 USD	65.00 USD		.00 USD		.00 USD	.00 USD	65.00 USD
9	.00 USD		.00 USD		0.00 USD		.00 USD		.00 USD	80.00 USD		.00 USD		.00 USD	.00 USD	80.00 USD
9	5.00 USD	3	75.00 USD		5.00 USD		5.00 USD		.00 USD	5.00 USD		.00 USD		.00 USD	.00 USD	5.00 USD
9	30.00 USD		30.00 USD		.00 USD		.00 USD		.00 USD	30.00 USD		.00 USD		.00 USD	.00 USD	30.00 USD
9	35.00 USD		.00 USD		35.00 USD		35.00 USD		.00 USD	.00 USD		.00 USD		.00 USD	.00 USD	.00 USD
9	75.00 USD		75.00 USD		.00 USD		.00 USD		.00 USD	75.00 USD		.00 USD		.00 USD	.00 USD	75.00 USD
19	Total Lane	205	1,221.00 USD	97	481.00 USD	28	179.00 USD	7	37.00 USD	1,918.00 USD	4	0.00 USD	0	0.00 USD	0.00 USD	1,918.00 USD
Total	Total	5189	25,836.00 USD	2190	10,069.00 USD	983	5,309.00 USD	150	648.00 USD	41,862.00 USD	1133	4,301.00 USD	85	217.00 USD	609.00 USD	46,989.00 USD

Total summary

Revenue-by-lane Report

From:	:00:00 M	Prepared by:	jencarnacion
To:	31/2021 11:59:59 PM	Generated:	3/2022 12:14:39 PM
System server:	[1] DBS Central	Extended Income Report:	No
Car park:	[54] South Block		

Rate	Count VISA	VISA	Count MASTERCARD	MASTERCARD	Count AMEX	AMEX	Count DISCOVER	DISCOVER	Total Count CC	Total Amount CC	Count Cash	Cash	Count Chaser	Chaser	Other	Total Count	Total Revenue
.00 USD		.00 USD		.00 USD		.00 USD		.00 USD		.00 USD	97	.00 USD		.00 USD	.00 USD	97	.00 USD
.00 USD	86	4,172.00 USD	82	,648.00 USD	319	638.00 USD	49	98.00 USD	3278	6,556.00 USD	540	,081.00 USD	62	6.00 USD	.00 USD	3880	7,764.00 USD
3.00 USD	80	4,435.00 USD	705	,115.00 USD	349	,046.00 USD	58	74.00 USD	592	7,770.00 USD	57	775.00 USD	9	5.00 USD	-4.00 USD	852	8,556.00 USD
4.00 USD	760	3,040.00 USD	311	,243.00 USD	36	54 .00 USD		96.00 USD	31	4,923.00 USD		499.00 USD	5	9.00 USD	-3.00 USD	357	5,428.00 USD
8.00 USD	338	,700.00 USD	56	,248.00 USD	68	54 .00 USD	5	0.00 USD	567	4,532.00 USD	37	96.00 USD	3	.00 USD	.00 USD	605	4,840.00 USD
.00 USD	67	,670.00 USD	66	660.00 USD	34	340.00 USD	7	70.00 USD	74	,740.00 USD	3	30.00 USD		.00 USD	.00 USD	97	2,970.00 USD
5.00 USD	92	,380.00 USD	47	705.00 USD		80.00 USD		5.00 USD	52	,280.00 USD	7	55.00 USD		.00 USD	30.00 USD	69	,565.00 USD
.00 USD	58	,160.00 USD		0.00 USD	8	360.00 USD	3	60.00 USD		,000.00 USD		80.00 USD		.00 USD	.00 USD	5	,100.00 USD
5.00 USD	39	975.00 USD	9	5.00 USD	7	75.00 USD		.00 USD	55	,375.00 USD	5	5.00 USD		.00 USD	5.00 USD	60	,525.00 USD
30.00 USD		600.00 USD	8	.00 USD		.00 USD		60.00 USD	34	,020.00 USD		.00 USD		.00 USD	.00 USD	38	,350.00 USD
35.00 USD	38	4,830.00 USD	37	,295.00 USD	32	,120.00 USD		35.00 USD	8	7,280.00 USD	5	840.00 USD	5	35.00 USD	350.00 USD	33	8,505.00 USD
37.00 USD		37.00 USD		74.00 USD		37.00 USD		.00 USD		8.00 USD		.00 USD		.00 USD	.00 USD		8.00 USD
38.00 USD		38.00 USD		38.00 USD		.00 USD		.00 USD		76.00 USD		.00 USD		.00 USD	.00 USD		76.00 USD
39.00 USD		39.00 USD		.00 USD		39.00 USD		.00 USD		39.00 USD		.00 USD		.00 USD	.00 USD		39.00 USD
43.00 USD		.00 USD		43.00 USD		.00 USD		.00 USD		43.00 USD		.00 USD		.00 USD	.00 USD		43.00 USD
45.00 USD		.00 USD		45.00 USD		.00 USD		.00 USD		45.00 USD		.00 USD		.00 USD	.00 USD		45.00 USD
65.00 USD		.00 USD		.00 USD		65.00 USD		.00 USD		65.00 USD		.00 USD		.00 USD	.00 USD		65.00 USD
70.00 USD	5	350.00 USD		70.00 USD		.00 USD		.00 USD	8	560.00 USD		.00 USD		.00 USD	.00 USD	8	560.00 USD
80.00 USD		80.00 USD		.00 USD		.00 USD		.00 USD		80.00 USD		.00 USD		.00 USD	.00 USD		80.00 USD
55.00 USD		55.00 USD		.00 USD		.00 USD		.00 USD		55.00 USD		.00 USD		.00 USD	.00 USD		55.00 USD
75.00 USD		75.00 USD		.00 USD		.00 USD		.00 USD		75.00 USD		.00 USD		.00 USD	.00 USD		75.00 USD
Total	5189	25,836.00 USD	2190	10,069.00 USD	983	5,309.00 USD	150	648.00 USD	8512	41,862.00 USD	1133	4,301.00 USD	85	217.00 USD	609.00 USD	9714	46,989.00 USD

MIDTOWN MIAMI
COMMUNITY DEVELOPMENT DISTRICT

9DI



Wrathell, Hunt and Associates, LLC

From: Hunnefeld, Henry <HJHunnefeld@miamigov.com>

Sent: Tuesday, August 3, 2021 12:03 PM

To: Ginger E. Wald <gwald@bclmr.com>; Guba, Theodore <tguba@miamigov.com>; Wysong, George- Police <GWysong@miami-police.org>; Appleton, Richard F <RAppleton@miamigov.com>; Ishmael, Raymond <RIshmael@miamigov.com>; Khilnani, Karuna <KKhilnani@miamigov.com>; Bockweg, Pieter <PBockweg@miamigov.com>; Valentin, Miguel A <MAValentin@miamigov.com>

Cc: Cindy Cerbone <cerbonec@whhassociates.com>; Lenisha Godbee <lenishag@bclmr.com>; Daniel Rom <romd@whhassociates.com>; Mendez, Victoria <VMendez@miamigov.com>; Greco, John A. <jagreco@miamigov.com>; Min, Barnaby <bmin@miamigov.com>; Diaz, Daylet <DDiaz@miamigov.com>

Subject: Audit of the Midtown Community Redevelopment Agency and the Midtown (20-2766)

Please see attached correspondence.

Henry J. Hunnefeld, Esq.

Board Certified, Civil Trial
Board Certified, City, County and
Local Government
City of Miami Office of the City Attorney
Telephone: 305-416-1826
Facsimile: 305-416-1801
Email: hjhunnefeld@miamigov.com



Disclaimer: This e-mail is intended only for the individual(s) or entity(s) named within the message. This e-mail might contain legally privileged and confidential information. If you properly received this e-mail as a client or retained expert, please hold it in confidence to protect the attorney-client or work product privileges. Should the intended recipient forward or disclose this message to another person or party, that action could constitute a waiver of the attorney-client privilege. If the reader of this message is **not** the intended recipient, or the agent responsible to deliver it to the intended recipient, you are hereby notified that any review, dissemination, distribution or copying of this communication is prohibited by the sender and to do so might constitute a violation of the Electronic Communications Privacy Act, 18 U.S.C. section 2510-2521. If this communication was received in error we apologize for the intrusion. Please notify us by reply e-mail and delete the original message. Nothing in this e-mail message shall, in and of itself, create an attorney-client relationship with the sender. **Under Florida Law, e-mail addresses and the contents of the e-mail are public records. If you do not want your e-mail address, or the contents of the e-mail, released in response to a public records request, do not send electronic mail to this entity. Instead, contact this office by phone or in writing.**

Please consider the environment before printing this e-mail.



August 3, 2021

VIA EMAIL: gwald@billingscochran.com

Ginger Wald, Esq.

Billings, Cochran, Lyles, Mauro & Ramsey, P.A.

1601 Forum Place, Suite 400

West Palm Beach, Florida 33401

RE: Audit of the Midtown Community Redevelopment Agency and the Midtown
Community Development District - Pending Issues
20-2766

Dear Ms. Wald:

In the early stages of the Auditor General's audit of the Districts "Midtown Miami – TIR Summary and Projection" schedule, the District acknowledged that the relevant documentation reflected incorrect annual debt service amounts and did not reflect investment income earned using the bond proceeds for the period of 2008 through 2019. This omission resulted in a \$5,864,698 (\$17,879,754 less \$12,015,056) reduction of the shortfall amounts owed by the CRA.

As that audit has progressed, the City's Independent Auditor General's Office made multiple requests to the District, Trustees, the District's CPA, and prior District management company for documentation to support the values that the District presented as the annual debt service and shortage amounts owed by the Midtown Miami Community Redevelopment Agency (CRA).

Based on documentation and responses the Auditor General has received, an analysis of the 2004A/2014A Investment Income and Construction Savings Cost was sent to the District on April 20, 2021. On June 4th, 7th, and 18th the Auditor General's Office requested any documentation that the District had not yet provided that would change the analysis submitted by the Auditor General. On June 18th, the District responded that they did not fully agree with the Auditor General's analysis but indicated they had not completed their analysis and provided no further relevant documents.

As of the date of this letter, no additional documentation has been provided to support the District's position regarding the analysis prepared by the Auditor General's Office. Despite the foregoing,

we received your letter dated July 26, 2021, in which you demand payment of \$9,708,883.70 to the District by September 1, 2021. That letter provided no analysis or documentation.

This audit has stretched over two years based on the District's failure to timely respond or provide documents as required by law. At this point there can be no justification for further delays by the District. If no further analysis or documentation is received from the District by August 13, 2021, the Auditor General's Office will conclude its audit and advise of the amounts due to the Midtown Miami Community Redevelopment Agency from the District.

Sincerely,

Henry J. Hunnefeld

Henry J. Hunnefeld, Esq.
hjhunnefeld@miamigov.com

Daphne Gillyard

To: Cindy Cerbone
Cc: Daniel Rom; Jamie Sanchez
Subject: RE: Audit of the Midtown Community Redevelopment Agency and the Midtown (20-2766)

From: Cindy Cerbone
Sent: Tuesday, January 4, 2022 12:28 PM
To: Hunnefeld, Henry <HJHunnefeld@miamigov.com>; Ginger E. Wald <gwald@bclmr.com>; Guba, Theodore <tguba@miamigov.com>; Wysong, George- Police <GWysong@miami-police.org>; Appleton, Richard F <RAppleton@miamigov.com>; Ishmael, Raymond <Rishmael@miamigov.com>; Khilnani, Karuna <KKhilnani@miamigov.com>; Bockweg, Pieter <PBockweg@miamigov.com>; Valentin, Miguel A <MAValentin@miamigov.com>
Cc: Lenisha Godbee <lenishag@bclmr.com>; Daniel Rom <romd@whhassociates.com>; Mendez, Victoria <VMendez@miamigov.com>; Greco, John A. <jagreco@miamigov.com>; Min, Barnaby <bmin@miamigov.com>; Diaz, Daylet <DDiaz@miamigov.com>; Jamie Sanchez <sanchezj@whhassociates.com>
Subject: RE: Audit of the Midtown Community Redevelopment Agency and the Midtown (20-2766)

Henry,

Good afternoon! I am following up on the action you stated the Auditor General's Office ("AGO") would be taking (see excerpt below) – what action has been taken? If none, please advise why and what the next steps (and timing) will be for the AGO.

If no further analysis or documentation is received from the District by August 13, 2021, the Auditor General's Office will conclude its audit and advise of the amounts due to the Midtown Miami Community Redevelopment Agency from the District.

Thank you,

Cindy

Cindy Cerbone
District Manager
E-Mail: cerbonec@whhassociates.com
Wrathell, Hunt and Associates, LLC
2300 Glades Road #410W
Boca Raton, FL 33431
Toll-free: (877)276-0889
Phone: (561)571-0010
Cell: (561)346-5294
Fax: (561)571-0013

FRAUD ALERT ---- DUE TO INCREASED INCIDENTS OF WIRE FRAUD, IF YOU RECEIVE WIRE INSTRUCTIONS FROM OUR OFFICE DO NOT SEND A WIRE.

www.whhassociates.com

Under Florida law, e-mail addresses are public records. If you do not want your e-mail address released in response to a public-records request, do not send electronic mail to this office. Instead, contact this office by phone or in writing.

MIDTOWN MIAMI
COMMUNITY DEVELOPMENT DISTRICT

9D11

MIDTOWN MIAMI COMMUNITY DEVELOPMENT DISTRICT

BOARD OF SUPERVISORS FISCAL YEAR 2021/2022 MEETING SCHEDULE

LOCATION

*Offices of the CDD, Shops at Midtown Miami, 3401 N. Miami Avenue, Suite 132
2nd floor parking garage, Miami, Florida 33127*

DATE	POTENTIAL DISCUSSION/FOCUS	TIME
October 12, 2021 CANCELED	Regular Meeting	2:00 P.M.
November 9, 2021 CANCELED	Regular Meeting	2:00 P.M.
December 14, 2021 CANCELED NO QUORUM	Regular Meeting	2:00 P.M.
January 11, 2022	Regular Meeting	2:00 P.M.
February 8, 2022	Regular Meeting	2:00 P.M.
March 8, 2022	Regular Meeting	2:00 P.M.
April 12, 2022	Regular Meeting	2:00 P.M.
May 10, 2022	Regular Meeting	2:00 P.M.
June 14, 2022	Regular Meeting	2:00 P.M.
July 12, 2022	Regular Meeting	2:00 P.M.
August 9, 2022	Regular Meeting	2:00 P.M.
September 13, 2022	Public Hearing & Regular Meeting	2:00 P.M.