

MIDTOWN MIAMI

**COMMUNITY DEVELOPMENT
DISTRICT**

September 14, 2021

BOARD OF SUPERVISORS

PUBLIC HEARINGS &

REGULAR MEETING

AGENDA

Midtown Miami Community Development District
OFFICE OF THE DISTRICT MANAGER
2300 Glades Road, Suite 410W•Boca Raton, Florida 33431
Phone: (561) 571-0010•Fax: (561) 571-0013•Toll-Free: (877) 276-0889

September 7, 2021

ATTENDEES:

**Please identify yourself each time
you speak to facilitate accurate
transcription of meeting minutes.**

Board of Supervisors
Midtown Miami Community Development District

Dear Board Members:

The Board of Supervisors of the Midtown Miami Community Development District will hold Multiple Public Hearings and a Regular Meeting on September 14, 2021 at 2:00 p.m., at the offices of the CDD, Shops at Midtown Miami, 3401 N. Miami Avenue, 2nd floor parking garage, Suite 132, Miami, Florida 33127. The agenda is as follows:

1. Call to Order/Roll Call
2. Public Comments
3. Public Hearing on Adoption of Fiscal Year 2021/2022 Budget
 - A. Proof/Affidavit of Publication
 - B. Consideration of Resolution 2021-06, Relating to the Annual Appropriations and Adopting the Budget for the Fiscal Year Beginning October 1, 2021, and Ending September 30, 2022; Authorizing Budget Amendments; and Providing an Effective Date
4. Public Hearing to Hear Comments and Objections on the Imposition of Maintenance and Operation Assessments to Fund the Budget for Fiscal Year 2021/2022, Pursuant to Florida Law
 - A. Proof/Affidavit of Publication
 - B. Consideration of Resolution 2021-07, Making a Determination of Benefit and Imposing Special Assessments for Fiscal Year 2021/2022; Providing for the Collection and Enforcement of Special Assessments, Including but Not Limited to Penalties and Interest Thereon; Certifying an Assessment Roll; Providing for Amendments to the Assessment Roll; Providing a Severability Clause; and Providing an Effective Date
5. Presentation of Audited Financial Report for the Fiscal Year Ended September 30, 2020, Prepared by Berger, Toombs, Elam, Gaines & Frank

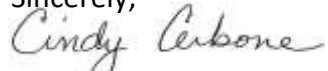
6. Consideration of Resolution 2021-08, Hereby Accepting the Audited Financial Report for the Fiscal Year Ended September 30, 2020
7. Consideration of Restocon Corporation Proposal for Repairs at Shops at Midtown Miami
8. Acceptance of Unaudited Financial Statements as of July 31, 2021
9. Approval of June 8, 2021 Regular Meeting Minutes
10. Staff Reports
 - A. Operations Manager: *Deborah Samuel*
 - I. Monthly Report
 - II. Parking Information
 - Executive Summary
 - Transient Parking Year Over Year Comparison
 - Revenue By Lane Reports
 - B. District Counsel: *Billing, Cochran, Lyles, Mauro & Ramsey, P.A.*
 - Discussion: Communications to City of Miami Regarding TIF
 - C. District Engineer: *Alvarez Engineers, Inc.*
 - D. District Manager: *Wrathell, Hunt and Associates, LLC*
 - NEXT MEETING DATE: October 12, 2021 at 2:00 P.M.
 - QUORUM CHECK

Joseph Padula	<input type="checkbox"/> IN PERSON	<input type="checkbox"/> PHONE	<input type="checkbox"/> No
Alberto R. Vadia	<input type="checkbox"/> IN PERSON	<input type="checkbox"/> PHONE	<input type="checkbox"/> No
Alex Miranda	<input type="checkbox"/> IN PERSON	<input type="checkbox"/> PHONE	<input type="checkbox"/> No
Kiahna Perez	<input type="checkbox"/> IN PERSON	<input type="checkbox"/> PHONE	<input type="checkbox"/> No
Pietro Riccobono	<input type="checkbox"/> IN PERSON	<input type="checkbox"/> PHONE	<input type="checkbox"/> No

11. Audience Comments/Supervisors' Requests
12. Adjournment

Should you have any questions, please do not hesitate to contact me directly at 561-346-5294.

Sincerely,



Cindy Cerbone
District Manager

TO ATTEND BY TELEPHONE
CALL-IN NUMBER: 1-888-354-0094
PARTICIPANT PASSCODE: 801 901 3513

**MIDTOWN MIAMI
COMMUNITY DEVELOPMENT DISTRICT**

3A

MIAMI DAILY BUSINESS REVIEW

Published Daily except Saturday, Sunday and
Legal Holidays
Miami, Miami-Dade County, Florida

STATE OF FLORIDA
COUNTY OF MIAMI-DADE:


Before the undersigned authority personally appeared GUILLERMO GARCIA, who on oath says that he or she is the DIRECTOR OF OPERATIONS, Legal Notices of the Miami Daily Business Review f/k/a Miami Review, a daily (except Saturday, Sunday and Legal Holidays) newspaper, published at Miami in Miami-Dade County, Florida; that the attached copy of advertisement, being a Legal Advertisement of Notice in the matter of

MIDTOWN MIAMI COMMUNITY DEVELOPMENT DISTRICT -
PUBLIC HEARING TO CONSIDER THE ADOPTION OF THE
FISCAL YEAR 2021/2022 BUDGET - SEPT. 14, 2021

in the XXXX Court,
was published in said newspaper in the issues of

08/27/2021

Affiant further says that the said Miami Daily Business Review is a newspaper published at Miami, in said Miami-Dade County, Florida and that the said newspaper has heretofore been continuously published in said Miami-Dade County, Florida each day (except Saturday, Sunday and Legal Holidays) and has been entered as second class mail matter at the post office in Miami in said Miami-Dade County, Florida, for a period of one year next preceding the first publication of the attached copy of advertisement; and affiant further says that he or she has neither paid nor promised any person, firm or corporation any discount, rebate, commission or refund for the purpose of securing this advertisement for publication in the said newspaper.



Sworn to and subscribed before me this
27 day of AUGUST A.D. 2021



(SEAL)

GUILLERMO GARCIA personally known to me



MIDTOWN MIAMI COMMUNITY DEVELOPMENT DISTRICT NOTICE OF PUBLIC HEARING TO CONSIDER THE ADOPTION OF THE FISCAL YEAR 2021/2022 BUDGET; AND NOTICE OF REGULAR BOARD OF SUPERVISORS' MEETING

The Board of Supervisors (the "Board") of the Midtown Miami Community Development District (the "District") will hold a public hearing on September 14, 2021 at 2:00 P.M., at the offices of the CDD Shops at Midtown Miami, 3401 N. Miami Avenue, 2nd floor parking garage, Suite 132, Miami, Florida 33127 for the purpose of hearing comments and objections on the adoption of the proposed budget ("Proposed Budget") of the District for the fiscal year beginning October 1, 2021 and ending September 30, 2022 ("Fiscal Year 2021/2022"). A regular board meeting of the District will also be held at that time where the Board may consider any other business that may properly come before it. A copy of the agenda and Proposed Budget may be obtained at the offices of the District Manager, 2300 Glades Road, Suite 410W, Boca Raton, Florida 33431, (561) 571-0010 ("District Manager's Office"), during normal business hours or by visiting the District's website at <http://www.midtownmiamicdd.net/>.

The public hearing and meeting are open to the public and will be conducted in accordance with the provisions of Florida law. The public hearing and meeting may be continued to a date, time, and place to be specified on the record at the meeting. There may be occasions when Board Supervisors or District Staff may participate by speaker telephone.

Any person requiring special accommodations at this meeting because of a disability or physical impairment should contact the District Manager's Office at least forty-eight (48) hours prior to the meeting. If you are hearing or speech impaired, please contact the Florida Relay Service by dialing 7-1-1, or 1-800-955-8771 (TTY) / 1-800-955-8770 (Voice), for aid in contacting the District Manager's Office.

Each person who decides to appeal any decision made by the Board with respect to any matter considered at the public hearing or meeting is advised that person will need a record of proceedings and that accordingly, the person may need to ensure that a verbatim record of the proceedings is made, including the testimony and evidence upon which such appeal is to be based.

District Manager
8/27

21-08/0000546816M

**MIDTOWN MIAMI
COMMUNITY DEVELOPMENT DISTRICT**

3B

RESOLUTION 2021-06

THE ANNUAL APPROPRIATION RESOLUTION OF THE MIDTOWN MIAMI COMMUNITY DEVELOPMENT DISTRICT (“DISTRICT”) RELATING TO THE ANNUAL APPROPRIATIONS AND ADOPTING THE BUDGET FOR THE FISCAL YEAR BEGINNING OCTOBER 1, 2021, AND ENDING SEPTEMBER 30, 2022; AUTHORIZING BUDGET AMENDMENTS; AND PROVIDING AN EFFECTIVE DATE.

WHEREAS, the District Manager has, prior to the fifteenth (15th) day in June, 2021, submitted to the Board of Supervisors (“**Board**”) of the Midtown Miami Community Development District (“**District**”) proposed budget (“**Proposed Budget**”) for the fiscal year beginning October 1, 2021 and ending September 30, 2022 (“**Fiscal Year 2021/2022**”) along with an explanatory and complete financial plan for each fund of the District, pursuant to the provisions of Section 190.008(2)(a), *Florida Statutes*; and

WHEREAS, at least sixty (60) days prior to the adoption of the Proposed Budget, the District filed a copy of the Proposed Budget with the local governing authorities having jurisdiction over the area included in the District pursuant to the provisions of Section 190.008(2)(b), *Florida Statutes*; and

WHEREAS, the Board set a public hearing thereon and caused notice of such public hearing to be given by publication pursuant to Section 190.008(2)(a), *Florida Statutes*; and

WHEREAS, the District Manager posted the Proposed Budget on the District’s website at least two days before the public hearing; and

WHEREAS, Section 190.008(2)(a), *Florida Statutes*, requires that, prior to October 1st of each year, the Board, by passage of the Annual Appropriation Resolution, shall adopt a budget for the ensuing fiscal year and appropriate such sums of money as the Board deems necessary to defray all expenditures of the District during the ensuing fiscal year; and

WHEREAS, the District Manager has prepared a Proposed Budget, whereby the budget shall project the cash receipts and disbursements anticipated during a given time period, including reserves for contingencies for emergency or other unanticipated expenditures during the fiscal year.

NOW, THEREFORE, BE IT RESOLVED BY THE BOARD OF SUPERVISORS OF THE MIDTOWN MIAMI COMMUNITY DEVELOPMENT DISTRICT:

SECTION 1. BUDGET

- a. The Board has reviewed the Proposed Budget, a copy of which is on file with the office of the District Manager and at the District’s Local Records Office, and hereby approves certain amendments thereto, as shown in Section 2 below.

- b. The Proposed Budget, attached hereto as **Exhibit "A,"** as amended by the Board, is hereby adopted in accordance with the provisions of Section 190.008(2)(a), *Florida Statutes ("Adopted Budget")*, and incorporated herein by reference; provided, however, that the comparative figures contained in the Adopted Budget may be subsequently revised as deemed necessary by the District Manager to reflect actual revenues and expenditures.
- c. The Adopted Budget, as amended, shall be maintained in the office of the District Manager and at the District's Local Records Office and identified as "The Budget for the Midtown Miami Community Development District for the Fiscal Year Ending September 30, 2022."
- d. The Adopted Budget shall be posted by the District Manager on the District's official website within thirty (30) days after adoption, and shall remain on the website for at least 2 years.

SECTION 2. APPROPRIATIONS

There is hereby appropriated out of the revenues of the District, for Fiscal Year 2021/2022, the sum of \$9,129,447 to be raised by the levy of assessments and/or otherwise, which sum is deemed by the Board to be necessary to defray all expenditures of the District during said budget year, to be divided and appropriated in the following fashion:

TOTAL GENERAL FUND	\$ 2,828,397
TOTAL DEBT SERVICES FUND - SERIES 2014B	\$ 1,961,071
ENTERPRISE FUND	<u>\$ 4,339,979</u>
TOTAL ALL FUNDS	\$ 9,129,447

SECTION 3. BUDGET AMENDMENTS

Pursuant to Section 189.016, *Florida Statutes*, the District at any time within Fiscal Year 2021/2022 or within 60 days following the end of the Fiscal Year 2021/2022 may amend its Adopted Budget for that fiscal year as follows:

- a. The Board may authorize an increase or decrease in line item appropriations within a fund by motion recorded in the minutes if the total appropriations of the fund do not increase.
- b. The District Manager or Treasurer may authorize an increase or decrease in line item appropriations within a fund if the total appropriations of the fund do not increase and if the aggregate change in the original appropriation item does not exceed \$10,000 or 10% of the original appropriation.

- c. By resolution, the Board may increase any appropriation item and/or fund to reflect receipt of any additional unbudgeted monies and make the corresponding change to appropriations or the unappropriated balance.
- d. Any other budget amendments shall be adopted by resolution and consistent with Florida law.

The District Manager or Treasurer must establish administrative procedures to ensure that any budget amendments are in compliance with this Section 3 and Section 189.016, *Florida Statutes*, among other applicable laws. Among other procedures, the District Manager or Treasurer must ensure that any amendments to budget under subparagraphs c. and d. above are posted on the District’s website within 5 days after adoption and remain on the website for at least 2 years.

SECTION 4. EFFECTIVE DATE. This Resolution shall take effect immediately upon adoption.

PASSED AND ADOPTED THIS 14th DAY OF SEPTEMBER, 2021.

ATTEST:

**MIDTOWN MIAMI COMMUNITY
DEVELOPMENT DISTRICT**

Secretary/Assistant Secretary

By: _____

Its: _____

Exhibit A: Fiscal Year 2021/2022 Budget

**MIDTOWN MIAMI
COMMUNITY DEVELOPMENT DISTRICT
PROPOSED BUDGET
FISCAL YEAR 2022**

**MIDTOWN MIAMI
COMMUNITY DEVELOPMENT DISTRICT
TABLE OF CONTENTS**

Description	Page Number(s)
General Fund Budget	1 - 3
Definition of General Fund Expenditures	4 - 6
Debt Service Fund Budget - Series 2014	7
Amortization Schedule - Series 2014B	8
Enterprise Fund Budget	9 - 11
Definition of Enterprise Fund Expenditures	12 - 13
Amortization Schedule - Series 2014A	14
Assessment Summary	15

**MIDTOWN MIAMI
COMMUNITY DEVELOPMENT DISTRICT
GENERAL FUND BUDGET
FISCAL YEAR 2022**

	Fiscal Year 2021				Proposed Budget FY 2022
	Adopted Budget FY 2021	Actual Through 03/31/21	Projected Through 09/30/21	Total Actual & Projected Revenues & Expenditures	
REVENUES					
Assessment levy: on-roll - gross	\$ 368,663				\$ 387,974
Allowable discounts (4%)	(14,747)				(15,519)
Assessments: on-roll (net of discounts)	353,916	\$305,914	\$48,002	\$353,916	372,455
Assessments: off-roll	2,350,698	1,314,086	1,036,612	2,350,698	2,455,234
Interest & miscellaneous	708	294	-	294	708
Total revenues	<u>2,705,322</u>	<u>\$1,620,294</u>	<u>1,084,614</u>	<u>2,704,908</u>	<u>2,828,397</u>
EXPENDITURES					
Administrative					
Supervisors	12,000	1,200	4,000	5,200	12,000
FICA	918	92	306	398	918
Engineering	15,000	5,295	9,705	15,000	15,000
Consulting services	57,500	1,620	55,880	57,500	57,500
Legal	60,000	5,990	54,010	60,000	60,000
Management	59,737	29,868	29,869	59,737	60,932
Assessment roll preparation	4,486	2,243	2,243	4,486	4,576
Audit	8,300	-	8,300	8,300	8,300
Postage	600	66	534	600	600
Insurance	52,457	50,530	-	50,530	52,457
Property insurance	2,800	-	2,800	2,800	3,200
Worker's compensation	1,953	3,038	-	3,038	3,100
Printing and binding	600	300	300	600	600
Legal advertising	1,250	-	1,250	1,250	1,250
Bank charges	1,008	-	1,008	1,008	1,500
Arbitrage rebate	-	5,000	1,000	6,000	1,250
Property taxes	200	9	191	200	200
Tax collector	3,687	3,059	628	3,687	3,880
Web hosting	705	705	-	705	705
Website ADA compliance	210	-	210	210	210
Annual filing fee	175	175	-	175	175
Total administrative	<u>283,586</u>	<u>109,190</u>	<u>172,234</u>	<u>281,424</u>	<u>288,353</u>
Field					
Salaries	109,695	59,253	59,253	118,506	123,474
Contracts:					
Fountain	4,000	1,400	2,600	4,000	4,000
Janitorial	415,000	186,549	228,451	415,000	430,000
Security services	679,000	243,163	435,837	679,000	679,000
Street sweeping	53,500	27,182	26,318	53,500	60,000
Landscape	300,000	166,251	133,749	300,000	320,000
Road cleaning	17,500	6,750	10,750	17,500	17,500
Air conditioning	4,500	980	3,520	4,500	4,500
Pest control	6,000	2,160	3,840	6,000	7,000
Other services	720	-	720	720	720
Waste removal	10,000	4,945	5,055	10,000	12,000

**MIDTOWN MIAMI
COMMUNITY DEVELOPMENT DISTRICT
GENERAL FUND BUDGET
FISCAL YEAR 2022**

	Fiscal Year 2021			Total Actual & Projected Revenues & Expenditures	Proposed Budget FY 2022
	Adopted Budget FY 2021	Actual Through 03/31/21	Projected Through 09/30/21		
Utilities:					
Telephone	10,000	2,056	7,944	10,000	7,000
Electricity	68,000	10,881	57,119	68,000	68,000
Irrigation	72,000	27,597	44,403	72,000	72,000
Rentals: general	10,000	3,650	6,350	10,000	10,000
Repairs & maintenance:					
General	75,000	10,226	64,774	75,000	75,000
Air conditioning	4,500	-	4,500	4,500	4,500
Buildings	30,000	3,900	26,100	30,000	30,000
Electrical	80,000	20,069	59,931	80,000	80,000
Grounds	90,000	24,113	65,887	90,000	90,000
Irrigation	25,000	13,222	11,778	25,000	30,000
Plant replacement	80,000	51,777	28,223	80,000	85,000
Signage	2,000	-	2,000	2,000	2,000
Printing and binding	600	-	600	600	600
Holiday decorations	80,000	88,416	-	88,416	90,000
Radio	3,000	-	3,000	3,000	3,000
Licenses & permits	750	300	450	750	750
Security	25,000	10,919	14,081	25,000	27,000
Office & operating supplies	18,000	3,714	14,286	18,000	16,000
Office equipment	3,000	-	3,000	3,000	3,000
General capital outlay	50,000	-	25,000	25,000	50,000
Light fixtures - landscaping	30,000	-	-	-	40,000
N Miami irrigation	-	-	-	-	48,000
Midtown community park	25,000	171,081	100,000	271,081	-
Contingencies	40,000	20,705	19,295	40,000	50,000
Total field operations	<u>2,421,765</u>	<u>1,161,259</u>	<u>1,468,814</u>	<u>2,630,073</u>	<u>2,540,044</u>

**MIDTOWN MIAMI
COMMUNITY DEVELOPMENT DISTRICT
GENERAL FUND BUDGET
FISCAL YEAR 2022**

	Fiscal Year 2021			Total Actual & Projected Revenues & Expenditures	Proposed Budget FY 2022
	Adopted Budget FY 2021	Actual Through 03/31/21	Projected Through 09/30/21		
Total expenditures	2,705,351	1,270,449	1,641,048	2,911,497	2,828,397
Excess/(deficiency) of revenues over/(under) expenditures	(29)	349,845	(556,434)	(206,589)	-
Net change in fund balances	(29)	349,845	(556,434)	(206,589)	-
Fund balances - beginning	1,401,611	1,591,553	1,941,398	1,591,553	1,384,964
Assigned					
3 months working capital	676,338	676,338	659,904	659,904	707,099
Disaster recovery	150,000	150,000	150,000	150,000	150,000
Unassigned	575,244	1,115,060	575,060	575,060	527,865
Fund balance - ending	<u>\$1,401,582</u>	<u>\$ 1,941,398</u>	<u>\$ 1,384,964</u>	<u>\$ 1,384,964</u>	<u>\$ 1,384,964</u>

**MIDTOWN MIAMI
COMMUNITY DEVELOPMENT DISTRICT
DEFINITION OF GENERAL FUND EXPENDITURES**

Expenditures

Administrative

Supervisors	\$ 12,000
<p>Statutorily set at \$200 (plus applicable taxes) for each meeting of the Board of Supervisors not to exceed \$4,800 for each fiscal year. The District anticipates 12 meetings during the fiscal year.</p>	
FICA	918
Engineering	15,000
Consulting services	57,500
Legal	60,000
<p>Billing, Cochran, provides on-going general counsel and legal representation. Attorneys attend the noticed Board meetings in order to anticipate and deal with possible legal issues as they may arise and to respond to questions. In this capacity, as local government lawyers, realize that this type of local government is very limited in its scope - providing infrastructure and service to development.</p>	
Management	60,932
<p>Wrathell, Hunt and Associates, LLC, specializes in managing community development districts in the State of Florida by combining the knowledge, skills and experience of a team of professionals to ensure compliance with all governmental requirements of the Districts, develop financing programs, administer the issuance of tax exempt bond financings, and finally operate and maintain the assets of the community.</p>	
Assessment roll preparation	4,576
<p>Wrathell, Hunt and Associates, LLC, provides services including preparing, maintaining and transmitting the annual lien roll with annual special assessment amounts for capital and operating and maintenance assessments.</p>	
Audit	8,300
<p>The Districts are required by Florida State Statute to undertake an independent examination of its books, records and accounting procedures on an annual basis.</p>	
Postage	600
<p>Mailing of agenda packages, overnight deliveries, correspondence, etc.</p>	
Insurance	52,457
<p>The District's General Liability & Public Officials Liability Insurance is with Egis Insurance & Risk Advisors.</p>	
Property insurance	3,200
Worker's compensation	3,100
<p>Insurance for the district employees.</p>	
Printing and binding	600
<p>Letterhead, envelopes, copies, etc.</p>	
Legal advertising	1,250
<p>The District advertises for monthly meetings, special meetings, public hearings, public bids, etc.</p>	
Bank charges	1,500
<p>Monthly bank charges incurred during the year and automated AP routing</p>	
Arbitrage rebate	1,250
Property taxes	200
<p>Billing from Miami-Dade Tax Collector for property and tangible property taxes.</p>	
Tax collector	3,880
Web hosting	705
<p>This is to comply with state Statutes for posting information on the internet.</p>	
Website ADA compliance	210
<p>Accounting and administrative supplies.</p>	

**MIDTOWN MIAMI
COMMUNITY DEVELOPMENT DISTRICT
DEFINITION OF GENERAL FUND EXPENDITURES**

Expenditures (continued)

Annual filing fee 175
Annual fee paid to the Florida Department of Economic Opportunity.

Field

Salaries 123,474
Payroll for District employees. This split is 40/60% between General and Enterprise Funds.

Contracts
Fountain 4,000
Fountain maintenance.

Janitorial 430,000
Janitorial services for the District are provided by Interstate Cleaning Corporation. The monthly invoices are segregated between fixed and variable costs, which are split 70/30% between General and Enterprise Funds. Miscellaneous janitorial expenses are included in this category

Security services 679,000
Security for the District grounds. This split is 70/30% between General and Enterprise Funds.

Street sweeping 60,000
Side Sweeping

Landscape 320,000
Maintenance of District property.

Road cleaning 17,500
Street sweeping.

Air conditioning 4,500
Maintenance of the HVAC. This split is 70/30% between General and Enterprise Funds.

Pest control 7,000

Other services 720

Waste removal 12,000

Telephone 7,000

Telephone and fax machine connections with AT&T.

Electricity 68,000

Electrical usage for the District property from FPL.

Utilities

Irrigation 72,000

Water usage for the District.

Rentals: general 10,000

Equipment rental throughout the year.

Repairs and Maintenance:

General 75,000

General expenditures needed for repairs and maintenance of the District area.

Air conditioning 4,500

Air conditioning repairs not covered under Contracts-Air Conditioning.

Buildings 30,000

The District will incur required structural repairs & maintenance of the District buildings and property, such as painting, locksmith services, concrete repairs, pressure washing etc.

Electrical 80,000

Supplies & labor for electrical expenditures.

Grounds 90,000

Expenditures for ground maintenance not covered under the landscaping contract.

Irrigation 30,000

Irrigation repairs.

**MIDTOWN MIAMI
COMMUNITY DEVELOPMENT DISTRICT
DEFINITION OF GENERAL FUND EXPENDITURES**

Expenditures (continued)	
Plant replacement	85,000
Planting and replacement of trees.	
Signage	2,000
Signs for District property.	
Printing and binding	600
Holiday decorations	90,000
Staging and storage of seasonal decorations.	
Radio	3,000
Service & supplies for the District remote frequency radios.	
Licenses & permits	750
Security	27,000
Office & operating supplies	16,000
Office supplies for on-site District office.	
Office equipment	3,000
Cleaning and maintenance supplies.	
Capital projects	
General capital outlay	50,000
Light fixtures - landscaping	40,000
N Miami irrigation	48,000
Contingencies	50,000
Total expenditures	<u><u>\$ 2,828,397</u></u>

**MIDTOWN MIAMI
COMMUNITY DEVELOPMENT DISTRICT
DEBT SERVICE FUND SERIES 2014B
FISCAL YEAR 2022**

	Fiscal Year 2021				Proposed Budget FY 2022
	Adopted Budget FY 2021	Actual Through 03/31/21	Projected Through 09/30/21	Total Actual & Projected Revenues & Expenditures	
REVENUES					
Assessment levy: on-roll - gross	\$ 165,826				\$ 332,653
Allowable discounts (4%)	(6,633)				(13,306)
Assessments: on-roll (net of discounts)	159,193	\$ 86,384	\$ 12,538	\$ 98,922	319,347
Assessments: off-roll	822,183	213,789	658,975	872,764	1,641,723
Interest and miscellaneous	-	(522)	-	(522)	-
Total revenues	<u>981,376</u>	<u>299,651</u>	<u>671,513</u>	<u>971,686</u>	<u>1,961,070</u>
Debt service					
Principal	865,000	-	865,000	865,000	905,000
Interest	1,079,750	539,875	539,875	1,079,750	1,042,988
Total debt service	<u>1,944,750</u>	<u>539,875</u>	<u>1,404,875</u>	<u>1,944,750</u>	<u>1,947,988</u>
Administration					
Trustee fees	3,163	-	3,163	3,163	3,163
Assessment services	4,993	2,496	2,497	4,993	4,993
Arbitrage calculation	600	-	600	600	600
Dissemination agent	1,000	-	1,000	1,000	1,000
Tax collector	1,658	863	795	1,658	3,327
Total administration	<u>11,414</u>	<u>3,359</u>	<u>8,055</u>	<u>11,414</u>	<u>13,083</u>
Total expenditures	<u>1,956,164</u>	<u>543,234</u>	<u>1,412,930</u>	<u>1,956,164</u>	<u>1,961,071</u>
Excess/(deficiency) of revenues over/(under) expenditures	(974,788)	(243,583)	(741,417)	(984,478)	(1)
OTHER FINANCING SOURCES/(USES)					
Transfers in	974,788	-	974,788	974,788	-
Total other financing sources/(uses)	<u>974,788</u>	<u>-</u>	<u>974,788</u>	<u>974,788</u>	<u>-</u>
Net change in fund balances	-	(243,583)	233,371	(9,690)	(1)
Fund balance - beginning	1,663,052	1,855,301	1,611,718	1,855,301	1,845,611
Fund balance - ending	<u>\$1,663,052</u>	<u>\$1,611,718</u>	<u>\$1,845,089</u>	<u>\$ 1,845,611</u>	<u>1,845,610</u>
Use of fund balance					
Debt service reserve account balance (required)					(971,219)
Interest expense - November 1, 2022					(502,263)
Projected fund balance surplus/(deficit) as of September 30, 2022					<u>\$ 372,128</u>

MIDTOWN MIAMI

Community Development District

Series 2014B

\$26,970,000

Debt Service Schedule

Date	Principal	Coupon	Interest	Total P+I
11/01/2021	-		521,493.75	521,493.75
05/01/2022	905,000.00	4.250%	521,493.75	1,426,493.75
11/01/2022	-		502,262.50	502,262.50
05/01/2023	945,000.00	4.250%	502,262.50	1,447,262.50
11/01/2023	-		482,181.25	482,181.25
05/01/2024	985,000.00	4.250%	482,181.25	1,467,181.25
11/01/2024	-		461,250.00	461,250.00
05/01/2025	1,035,000.00	5.000%	461,250.00	1,496,250.00
11/01/2025	-		435,375.00	435,375.00
05/01/2026	1,085,000.00	5.000%	435,375.00	1,520,375.00
11/01/2026	-		408,250.00	408,250.00
05/01/2027	1,145,000.00	5.000%	408,250.00	1,553,250.00
11/01/2027	-		379,625.00	379,625.00
05/01/2028	1,200,000.00	5.000%	379,625.00	1,579,625.00
11/01/2028	-		349,625.00	349,625.00
05/01/2029	1,265,000.00	5.000%	349,625.00	1,614,625.00
11/01/2029	-		318,000.00	318,000.00
05/01/2030	1,325,000.00	5.000%	318,000.00	1,643,000.00
11/01/2030	-		284,875.00	284,875.00
05/01/2031	1,395,000.00	5.000%	284,875.00	1,679,875.00
11/01/2031	-		250,000.00	250,000.00
05/01/2032	1,465,000.00	5.000%	250,000.00	1,715,000.00
11/01/2032	-		213,375.00	213,375.00
05/01/2033	1,540,000.00	5.000%	213,375.00	1,753,375.00
11/01/2033	-		174,875.00	174,875.00
05/01/2034	1,620,000.00	5.000%	174,875.00	1,794,875.00
11/01/2034	-		134,375.00	134,375.00
05/01/2035	1,705,000.00	5.000%	134,375.00	1,839,375.00
11/01/2035	-		91,750.00	91,750.00
05/01/2036	1,790,000.00	5.000%	91,750.00	1,881,750.00
11/01/2036	-		47,000.00	47,000.00
05/01/2037	1,880,000.00	5.000%	47,000.00	1,927,000.00
Total	\$21,285,000.00	-	\$10,108,625.00	\$31,393,625.00

**MIDTOWN MIAMI
COMMUNITY DEVELOPMENT DISTRICT
ENTERPRISE FUND BUDGET
FISCAL YEAR 2022**

	Fiscal Year 2021				Proposed Budget FY 2022
	Adopted Budget FY 2021	Actual Through 03/31/21	Projected Through 09/30/21	Total Actual & Projected	
OPERATING REVENUES					
Parking fees	\$ 3,700,000	\$ 1,802,109	\$ 1,835,081	\$ 3,637,190	\$ 3,700,000
Off-street parking	11,000	2,350	8,650	11,000	11,000
Total revenues	<u>3,711,000</u>	<u>1,804,459</u>	<u>1,843,731</u>	<u>3,648,190</u>	<u>3,711,000</u>
OPERATING EXPENSES					
Administrative					
Engineering	30,000	-	30,000	30,000	30,000
Consulting services	8,500	-	8,500	8,500	8,500
Arbitrage rebate	750	-	750	750	750
Dissemination agent	1,000	-	1,000	1,000	1,000
Bank charges	7,000	2,051	4,949	7,000	7,000
Special Assessment	19,215	-	19,215	19,215	-
Mgmt and accounting	19,599	9,800	9,799	19,599	19,599
Trustee fees	12,650	-	12,650	12,650	12,650
Credit card fees	290,000	169,345	169,345	338,690	338,690
Total administrative	<u>369,499</u>	<u>181,196</u>	<u>256,208</u>	<u>437,404</u>	<u>418,189</u>
Parking facilities					
Payroll	164,543	88,880	88,880	177,760	185,211
Contracts:					
Janitorial	436,000	208,986	227,014	436,000	485,000
Parking	1,300,000	578,870	721,130	1,300,000	1,300,000
Security services	291,000	104,213	186,787	291,000	291,000
Elevator	90,000	27,278	62,722	90,000	90,000
Air conditioning	1,929	1,130	799	1,929	1,929
Waste removal	3,100	1,395	1,705	3,100	4,300
Telephone	22,000	6,181	15,819	22,000	18,000
Electricity	135,000	47,349	87,651	135,000	135,000
Rentals	2,000	-	2,000	2,000	2,000
Insurance:					
Property	277,218	289,719	-	289,719	304,655
General liability	34,971	33,574	-	33,574	35,195
Worker's compensation	2,929	2,025	-	2,025	3,000
Repairs and maintenance:					
General	45,000	12,990	25,000	37,990	45,000
Air conditioning	3,000	-	-	-	3,000
Buildings	45,000	1,821	25,000	26,821	45,000
Electrical	40,000	1,916	25,000	26,916	40,000
Equipment	26,000	8,019	10,000	18,019	26,000
Signage	6,000	-	4,000	4,000	4,000

**MIDTOWN MIAMI
COMMUNITY DEVELOPMENT DISTRICT
ENTERPRISE FUND BUDGET
FISCAL YEAR 2022**

	Fiscal Year 2021				Proposed Budget FY 2022
	Adopted Budget FY 2021	Actual Through 03/31/21	Projected Through 09/30/21	Total Actual & Projected	
Elevators (repairs and maintenance)	15,000	-	15,000	15,000	15,000
Elevators (graphics, flooring, ceiling & lgt cvs)	20,000	-	20,000	20,000	20,000
Licenses & permits	3,500	-	3,500	3,500	3,500
Legal advertising	700	-	700	700	-
Contingency	20,000	-	20,000	20,000	20,000
Security enhancements	10,000	568	9,432	10,000	10,000
Signage, directories, banner & beautification	50,000	4,193	45,807	50,000	50,000
Capital projects	40,000	-	25,000	25,000	40,000
Office & operating supplies	15,000	4,160	10,840	15,000	15,000
Capital outlay - NB waterproofing membrane	-	-	-	-	650,000
Capital outlay - NB façade repair	-	-	-	-	80,000
Capital outlay - NB roof LED retrofit	59,000	38,140	20,860	59,000	-
Capital outlay - SB roof LED retrofit	26,000	12,896	13,104	26,000	-
Capital outlay - façade repair	50,000	-	50,000	50,000	-
Total parking facilities	<u>3,234,890</u>	<u>1,474,303</u>	<u>1,717,750</u>	<u>3,192,053</u>	<u>3,921,790</u>

**MIDTOWN MIAMI
COMMUNITY DEVELOPMENT DISTRICT
ENTERPRISE FUND BUDGET
FISCAL YEAR 2022**

	Fiscal Year 2021				Proposed Budget FY 2022
	Adopted Budget FY 2021	Actual Through 03/31/21	Projected Through 09/30/21	Total Actual & Projected	
Total operating expenses	3,604,389	1,655,499	1,973,958	3,629,457	4,339,979
Operating income/(loss)	106,611	148,960	(130,227)	18,733	(628,979)
NONOPERATING REVENUES (EXPENSES)					
Interlocal agreement	4,670,094	-	3,406,953	3,406,953	4,667,294
Interest and miscellaneous	(8,000)	(157)	-	(157)	(8,000)
Interest expense: Series 2014A	(2,609,825)	(1,304,200)	(1,304,200)	(2,608,400)	(2,518,938)
Transfers out	(974,788)	-	(974,788)	(974,788)	-
Depreciation	(2,118,501)	(1,059,250)	(1,059,251)	(2,118,501)	(2,118,501)
Total non operating revenues/(expenses)	<u>(1,041,020)</u>	<u>(2,363,607)</u>	<u>68,714</u>	<u>(2,294,893)</u>	<u>21,855</u>
Change in net position	(934,409)	(2,214,647)	(61,513)	(2,276,160)	(607,124)
Total net position - beginning	(11,149,325)	(10,229,872)	(12,444,519)	(10,229,872)	(12,506,032)
Net position - ending					
Invested in capital assets, net of related debt*	(17,068,794)	(16,730,293)	(16,730,293)	(16,730,293)	(17,068,794)
Restricted for debt service	1,304,913	1,430,100	1,430,100	1,430,100	1,304,200
Assigned					
Parking garage improvements**	600,000	600,000	600,000	600,000	600,000
Disaster recovery**	150,000	150,000	150,000	150,000	150,000
Working capital**	200,000	200,000	100,000	100,000	200,000
Unrestricted*	2,730,147	1,905,674	1,944,161	1,944,161	1,701,438
Total net position - ending	<u>\$(12,083,734)</u>	<u>\$(12,444,519)</u>	<u>\$(12,506,032)</u>	<u>\$(12,506,032)</u>	<u>\$(13,113,156)</u>
*These amounts are affected by estimates and non-cash transactions (such as depreciation) and will change pursuant to the annual audits.					
**The following amounts are held in cash; however, working capital may fluctuate below budget to cover current obligations.					
ADDITIONAL SOURCES/(USES) - BALANCE SHEET ITEMS					
Principal expense: Series 2014A	(2,105,000)	-	(2,105,000)	(2,105,000)	(2,195,000)
Total additional sources/(uses)	<u>(2,105,000)</u>	<u>-</u>	<u>(2,105,000)</u>	<u>(2,105,000)</u>	<u>(2,195,000)</u>
Total budgeted sources	7,385,068	1,801,952	5,242,034	7,043,986	8,359,294
Total budgeted uses	10,437,715	4,018,949	7,417,197	11,436,146	11,180,418
Net sources/uses	<u>(3,052,647)</u>	<u>(2,216,997)</u>	<u>(2,175,163)</u>	<u>(4,392,160)</u>	<u>(2,821,124)</u>

**MIDTOWN MIAMI
COMMUNITY DEVELOPMENT DISTRICT
DEFINITIONS OF ENTERPRISE FUND EXPENDITURES**

Expenditures

Administration

Engineering	\$ 30,000
Consulting services	8,500
Arbitrage rebate	750
To ensure the District's compliance with all tax regulations, annual computations are necessary to calculate the arbitrage rebate liability.	
Dissemination agent	1,000
The District must annually disseminate financial information in order to comply with the requirements of Rule 15c2-12 under the Securities & Exchange Act of 1934.	
Bank charges	7,000
Monthly bank charges incurred during the year.	
Mgmt and accounting	19,599
Wrathell, Hunt and Associates, LLC , provides services including preparing, maintaining and transmitting the annual lien roll with annual special assessment amounts for capital and operating and maintenance assessments.	
Trustee fees	12,650
Services as trustee, paying agent and registrar.	
Credit card fees	338,690
Fees for credit card transactions at garage pay stations.	
<i>Total administrative</i>	418,189

Parking facilities

Payroll	185,211
Payroll for District employees. This split is 40/60% between General and Enterprise Funds.	
Contracts:	
Janitorial	485,000
Janitorial services for the District. This split is 70/30% between General and Enterprise Funds.	
Parking	1,300,000
Management of the parking garages.	
Security services	291,000
Security for the District grounds. This split is 70/30% between General and Entrprise Funds.	
Elevator	90,000
Maintenance of elevators.	
Air conditioning	1,929
Maintenance of the HVAC. This split is 70/30% between General and Enterprise Funds.	
Waste removal	4,300
Maintenance of pay stations at the parking garages.	
Telephone	18,000
Telephone connections with AT&T.	
Electricity	135,000
Electrical usage for the District property from FPL.	
Rentals	2,000
Equipment rental throughout the year.	

**MIDTOWN MIAMI
COMMUNITY DEVELOPMENT DISTRICT
DEFINITIONS OF ENTERPRISE FUND EXPENDITURES**

Expenditures (continued)

Insurance:	
Property	304,655
Worker's compensation	3,000
Insurance for the district employees.	
Repairs and maintenance:	
General	45,000
General expenditures needed for repairs and maintenance of the District area.	
Air conditioning	3,000
Air conditioning repairs not covered under Contracts-Air Conditioning.	
Buildings	45,000
The District will incur required structural repairs & maintenance of the District buildings and property, such as painting, locksmith services, concrete repairs, pressure washing etc.	
Electrical	40,000
Supplies & labor for electrical expenditures.	
Equipment	26,000
Unforeseen repairs of equipment such as the elevators and pay stations.	
Signage	4,000
Signs for District property.	
Elevators (repairs and maintenance)	15,000
Elevators (graphics, flooring, ceiling & lgt cvs)	20,000
Licenses & permits	3,500
Contingency	20,000
Security enhancements	10,000
Signage, directories, banner & beautification	50,000
Capital projects	40,000
Office & operating supplies	15,000
Office supplies for on-site District office.	
Capital outlay - NB waterprroofing membrane	650,000
Capital outlay - NB façade repair	80,000
<i>Total parking facilities</i>	<u>3,921,790</u>
Nonoperating Expenses	
Interest and miscellaneous	8,000
Interest expense: Series 2014A	2,518,938
Depreciation	2,118,501
<i>Total non operating expenses</i>	<u>4,645,439</u>
Additional uses - balance sheet items	
Principal expense: Series 2014A	2,195,000
<i>Total additional uses - balance sheet items</i>	<u>2,195,000</u>
Total budgeted uses	<u><u>\$ 11,180,418</u></u>

MIDTOWN MIAMI

Community Development District

Series 2014A

\$64,875,000

Debt Service Schedule

Date	Principal	Coupon	Interest	Total P+I
11/01/2021	-		1,259,468.75	1,259,468.75
05/01/2022	2,195,000.00	4.250%	1,259,468.75	3,454,468.75
11/01/2022	-		1,212,825.00	1,212,825.00
05/01/2023	2,290,000.00	4.250%	1,212,825.00	3,502,825.00
11/01/2023	-		1,164,162.50	1,164,162.50
05/01/2024	2,390,000.00	4.250%	1,164,162.50	3,554,162.50
11/01/2024	-		1,113,375.00	1,113,375.00
05/01/2025	2,500,000.00	5.000%	1,113,375.00	3,613,375.00
11/01/2025	-		1,050,875.00	1,050,875.00
05/01/2026	2,630,000.00	5.000%	1,050,875.00	3,680,875.00
11/01/2026	-		985,125.00	985,125.00
05/01/2027	2,765,000.00	5.000%	985,125.00	3,750,125.00
11/01/2027	-		916,000.00	916,000.00
05/01/2028	2,910,000.00	5.000%	916,000.00	3,826,000.00
11/01/2028	-		843,250.00	843,250.00
05/01/2029	3,055,000.00	5.000%	843,250.00	3,898,250.00
11/01/2029	-		766,875.00	766,875.00
05/01/2030	3,200,000.00	5.000%	766,875.00	3,966,875.00
11/01/2030	-		686,875.00	686,875.00
05/01/2031	3,360,000.00	5.000%	686,875.00	4,046,875.00
11/01/2031	-		602,875.00	602,875.00
05/01/2032	3,535,000.00	5.000%	602,875.00	4,137,875.00
11/01/2032	-		514,500.00	514,500.00
05/01/2033	3,715,000.00	5.000%	514,500.00	4,229,500.00
11/01/2033	-		421,625.00	421,625.00
05/01/2034	3,905,000.00	5.000%	421,625.00	4,326,625.00
11/01/2034	-		324,000.00	324,000.00
05/01/2035	4,105,000.00	5.000%	324,000.00	4,429,000.00
11/01/2035	-		221,375.00	221,375.00
05/01/2036	4,315,000.00	5.000%	221,375.00	4,536,375.00
11/01/2036	-		113,500.00	113,500.00
05/01/2037	4,540,000.00	5.000%	113,500.00	4,653,500.00
Total	\$51,410,000.00	-	\$24,393,412.50	\$75,803,412.50

Midtown Miami CDD
Assessment Summary
FY 2021-2022

On-Roll

Category	Units	PER Unit									Overall Increase or Decrease
		FY 2022			FY 2021			Difference			
		2014A Assessment (Gross)	2014B Assessment (Gross)	O&M Assessment (Gross)	2014A Assessment (Gross)	2014B Assessment (Gross)	O&M Assessment (Gross)	2014A Assessment (Gross)	2014B Assessment (Gross)	O&M Assessment (Gross)	
Biscayne Partners											
Apartments (units) - Midblock	173	\$0.00	\$248.64	\$150.58	(\$86.86)	\$246.86	\$143.08	\$86.86	\$1.78	\$7.49	\$96.13
Offices (square feet)	10,019	\$0.00	\$0.16	\$0.20	(\$0.12)	\$0.16	\$0.19	\$0.12	\$0.00	\$0.01	\$0.13
Other Retail or Grocery (square feet)	24,467	\$0.00	\$0.19	\$0.24	(\$0.14)	\$0.19	\$0.23	\$0.14	\$0.00	\$0.01	\$0.15
Hotel	60	\$0.00	\$72.38	\$90.45	(\$52.17)	\$71.28	\$85.95	\$52.17	\$1.11	\$4.50	\$57.78
Condominiums Over 1,750 square feet	35	\$0.00	\$361.51	\$451.74	(\$260.57)	\$355.99	\$429.25	\$260.57	\$5.52	\$22.48	\$288.58
Condominiums 1,750 square feet or Less	1,105	\$0.00	\$241.01	\$301.16	(\$173.72)	\$237.33	\$286.17	\$173.72	\$3.68	\$14.99	\$192.39

Note: The numbers of units assessed on-roll and off-roll are based on 2020 data from the Miami-Dade County Property Appraiser and will be updated when the 2021 information becomes available.

* Negative 2014A Assessment represents a credit/refund of excess Tax Increment Funding (TIF) revenues to property owners subject to Series 2014A Bonds (which funded the CDD owned parking garage bonds); such credit is applied in direct proportion to the credited property's apportionment of Series 2014A Assessments; such credit/refund is in accordance with the Interlocal Agreement dated May 28, 2004 among the City of Miami, Miami-Dade County, and the District, and as amended by the 1st Amendment dated June 30, 2005 and the 2nd Amendment dated September 23, 2008.

Off-Roll

Category	Units	PER Unit									Overall Increase or Decrease
		FY 2022			FY 2021			Difference			
		2014A Assessment (Gross)	2014B Assessment (Gross)	O&M Assessment (Gross)	2014A Assessment (Gross)	2014B Assessment (Gross)	O&M Assessment (Gross)	2014A Assessment (Gross)	2014B Assessment (Gross)	O&M Assessment (Gross)	
DDR/Midtown Opportunities											
Retail Shopping Center (square feet)	600,000	\$0.00	\$1.89	\$3.03	(\$0.67)	\$1.90	\$2.91	\$0.67	(\$0.01)	\$0.12	\$0.78
Biscayne Partners											
Apartments (units) - East	163	\$0.00	\$228.96	\$286.10	(\$166.77)	\$227.84	\$271.86	\$166.77	\$1.12	\$14.24	\$182.13
Offices (square feet)	219,620	\$0.00	\$0.15	\$0.19	(\$0.11)	\$0.15	\$0.18	\$0.11	\$0.00	\$0.01	\$0.12
Mixed Use Building	92,970	\$0.00	\$0.15	\$0.19	(\$0.11)	\$0.15	\$0.18	\$0.11	\$0.00	\$0.01	\$0.12
Other Retail or Grocery (square feet)	148,273	\$0.00	\$0.18	\$0.23	(\$0.13)	\$0.18	\$0.22	\$0.13	\$0.00	\$0.01	\$0.15
Restaurant, Bar, Entertainment (square feet)	96,347	\$0.00	\$0.31	\$0.38	(\$0.22)	\$0.30	\$0.36	\$0.22	\$0.00	\$0.02	\$0.24
Condominiums Over 1,750 square feet	120	\$0.00	\$343.44	\$429.15	(\$250.15)	\$341.75	\$407.79	\$250.15	\$1.69	\$21.36	\$273.20
Condominiums 1,750 square feet or Less	1,420	\$0.00	\$228.96	\$286.10	(\$166.77)	\$227.84	\$271.86	\$166.77	\$1.12	\$14.24	\$182.13

Note: The numbers of units assessed on-roll and off-roll are based on 2020 data from the Miami-Dade County Property Appraiser.

* Negative 2014A Assessment represents a credit/refund of excess Tax Increment Funding (TIF) revenues to property owners subject to Series 2014A Bonds (which funded the CDD owned parking garage bonds); such credit is applied in direct proportion to the credited property's apportionment of Series 2014A Assessments; such credit/refund is in accordance with the Interlocal Agreement dated May 28, 2004 among the City of Miami, Miami-Dade County, and the District, and as amended by the 1st Amendment dated June 30, 2005 and the 2nd Amendment dated September 23, 2008.

MIDTOWN MIAMI
COMMUNITY DEVELOPMENT DISTRICT

4A

MIAMI DAILY BUSINESS REVIEW

Published Daily except Saturday, Sunday and
Legal Holidays
Miami, Miami-Dade County, Florida

**STATE OF FLORIDA
COUNTY OF MIAMI-DADE:**

Before the undersigned authority personally appeared GUILLERMO GARCIA, who on oath says that he or she is the DIRECTOR OF OPERATIONS, Legal Notices of the Miami Daily Business Review f/k/a Miami Review, a daily (except Saturday, Sunday and Legal Holidays) newspaper, published at Miami in Miami-Dade County, Florida; that the attached copy of advertisement, being a Legal Advertisement of Notice in the matter of

MIDTOWN MIAMI COMMUNITY DEVELOPMENT DISTRICT -
PUBLIC HEARING TO CONSIDER THE ADOPTION OF THE
FISCAL - YEAR 2021/2022 BUDGET - SEPT. 14, 2021

SEE ATTACHED

in the XXXX Court,
was published in said newspaper in the issues of

08/20/2021


Affiant further says that the said Miami Daily Business Review is a newspaper published at Miami, in said Miami-Dade County, Florida and that the said newspaper has heretofore been continuously published in said Miami-Dade County, Florida each day (except Saturday, Sunday and Legal Holidays) and has been entered as second class mail matter at the post office in Miami in said Miami-Dade County, Florida, for a period of one year next preceding the first publication of the attached copy of advertisement; and affiant further says that he or she has neither paid nor promised any person, firm or corporation any discount, rebate, commission or refund for the purpose of securing this advertisement for publication in the said newspaper.

Guillermo Garcia

Sworn to and subscribed before me this
20 day of AUGUST, A.D. 2021

Christina Lynn Ravix

(SEAL)
GUILLERMO GARCIA personally known to me



**MIDTOWN MIAMI COMMUNITY
DEVELOPMENT DISTRICT
NOTICE OF PUBLIC HEARING TO CONSIDER THE
ADOPTION OF THE FISCAL YEAR 2021/2022 BUDGET;
NOTICE OF PUBLIC HEARING TO CONSIDER THE
IMPOSITION OF OPERATIONS AND MAINTENANCE
SPECIAL ASSESSMENTS, ADOPTION OF AN
ASSESSMENT ROLL, AND THE LEVY, COLLECTION, AND
ENFORCEMENT OF THE SAME; AND NOTICE OF
REGULAR BOARD OF SUPERVISORS' MEETING**

Upcoming Public Hearings, and Regular Meeting

The Board of Supervisors (the "Board") of the Midtown Miami Community Development District (the "District") will hold the following two public hearings and a regular meeting:

DATE: September 14, 2021
 TIME: 2:00 PM
 LOCATION: offices of the CDD
 Shops at Midtown Miami
 3401 N. Miami Avenue
 2nd floor parking garage, Suite 132
 Miami, Florida 33127

The first public hearing is being held pursuant to Chapter 190, Florida Statutes, to receive public comment and objections on the District's proposed budget ("**Proposed Budget**") for the fiscal year beginning October 1, 2021 and ending September 30, 2022 ("**Fiscal Year 2021/2022**"). The second public hearing is being held pursuant to Chapters 190 and 197, Florida Statutes, to consider the imposition of operations and maintenance special assessments ("**O&M Assessments**") upon the lands located within the District, to fund the Proposed Budget for Fiscal Year 2021/2022; to consider the adoption of an assessment roll; and, to provide for the levy, collection, and enforcement of assessments. At the conclusion of the hearings, the Board will, by resolution, adopt a budget and levy O&M Assessments as finally approved by the Board. A Board meeting of the District will also be held where the Board may consider any other District business.

Description of Assessments

The District imposes O&M Assessments on benefitted property within the District for the purpose of funding the District's general administrative, operations, and maintenance budget. Pursuant to Section 170.07, Florida Statutes, a description of the services to be funded by the O&M Assessments, and the properties to be improved and benefitted from the O&M Assessments, are all set forth in the Proposed Budget. A geographic depiction of the property potentially subject to the proposed O&M Assessments is identified in the map attached hereto. The table below shows the schedule of the proposed O&M Assessments, which are subject to change at the hearing:

Land Use in Units/Sq. ft.	Total # of Units	ERU Factor	Proposed O&M Assessment (including collection costs / early payment discounts)
Retail Shopping Center (sq. ft.)	600,000	0.0106	\$3.19
Apartments - East	163	1	\$301.16
Apartments - Midblock	173	0.5	\$150.58
Office (sq. ft.)	229,639	0.00067	\$0.20
Mixed Use (sq. ft.)	92,970	0.00067	\$0.20
Other Retail or Grocery (sq. ft.)	172,740	0.0008	\$0.24
Restaurant, Bar, Entertainment (sq. ft.)	96,347	0.00133	\$0.40
Hotel	60	0.3	\$90.45
Condo over 1,750 sq. ft.	155	1.5	\$451.74
Condo less than 1,750 sq. ft.	2,525	1	\$301.16

The proposed O&M Assessments as stated include collection costs and/or early payment discounts, which Miami-Dade County ("County") may impose on assessments that are collected on the County tax bill. Moreover, pursuant to Section 197.3632(4), Florida Statutes, the lien amount shall serve as the "maximum rate" authorized by law for O&M Assessments, such that no assessment hearing shall be held or notice provided in future years unless the assessments are proposed to be increased or another criterion within Section 197.3632(4), Florida Statutes, is met. Note that the O&M Assessments do not include any debt service assessments previously levied by the District and due to be collected for Fiscal Year 2021/2022.

For Fiscal Year 2021/2022, the District intends to have the County tax collector collect the assessments imposed on certain developed property, and will directly collect the assessments imposed on the remaining benefitted property by sending out a bill prior to, or during, November 2020. It is important to pay your assessment because failure to pay will cause a tax certificate to be issued against the property which may result in loss of title, or for direct billed assessments, may result in a foreclosure action, which also may result in a loss of title. The District's decision to collect assessments on the tax roll or by direct billing does not preclude the District from later electing to collect those or other assessments in a different manner at a future time.

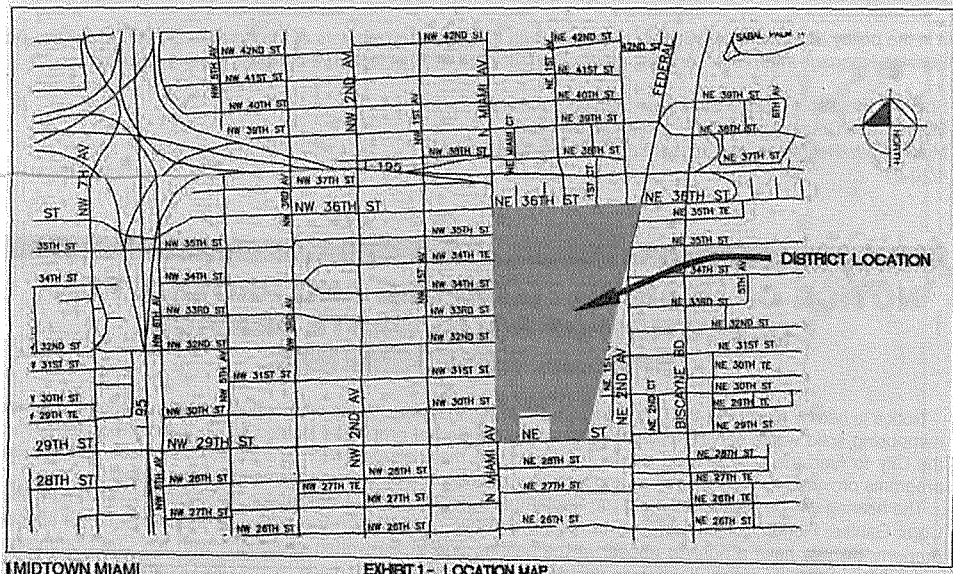
Additional Provisions

The public hearings and meeting are open to the public and will be conducted in accordance with the provisions of Florida law. A copy of the Proposed Budget, proposed assessment roll, and the agenda for the hearings and meeting may be obtained at the offices of the District Manager, located at 2300 Glades Road, Suite 410W, Boca Raton, Florida 33431, Ph: (561) 571-0010 ("**District Manager's Office**"), during normal business hours or via the District's website, <http://www.midtownmiamicdd.net/>. The public hearings and meeting may be continued to a date, time, and place to be specified on the record at the hearings or meeting. There may be occasions when staff or board members may participate by speaker telephone.

Any person requiring special accommodations at this meeting because of a disability or physical impairment should contact the District Manager's Office at least forty-eight (48) hours prior to the meeting. If you are hearing or speech impaired, please contact the Florida Relay Service by dialing 7-1-1, or 1-800-955-8771 (TTY) / 1-800-955-8770 (Voice), for aid in contacting the District Manager's Office.

Please note that all affected property owners have the right to appear at the public hearings and meeting, and may also file written objections with the District Manager's Office within twenty (20) days of publication of this notice. Each person who decides to appeal any decision made by the Board with respect to any matter considered at the public hearings or meeting is advised that person will need a record of proceedings and that accordingly, the person may need to ensure that a verbatim record of the proceedings is made, including the testimony and evidence upon which such appeal is to be based.

District Manager



MIDTOWN MIAMI

EXHIBIT 1 - LOCATION MAP

Scale: 1" = 100'

© 2021

3/3

**MIDTOWN MIAMI
COMMUNITY DEVELOPMENT DISTRICT**

4B

RESOLUTION 2021-07

A RESOLUTION OF THE BOARD OF SUPERVISORS OF THE MIDTOWN MIAMI COMMUNITY DEVELOPMENT DISTRICT MAKING A DETERMINATION OF BENEFIT AND IMPOSING SPECIAL ASSESSMENTS FOR FISCAL YEAR 2021/2022; PROVIDING FOR THE COLLECTION AND ENFORCEMENT OF SPECIAL ASSESSMENTS, INCLUDING BUT NOT LIMITED TO PENALTIES AND INTEREST THEREON; CERTIFYING AN ASSESSMENT ROLL; PROVIDING FOR AMENDMENTS TO THE ASSESSMENT ROLL; PROVIDING A SEVERABILITY CLAUSE; AND PROVIDING AN EFFECTIVE DATE.

WHEREAS, the Midtown Miami Community Development District ("**District**") is a local unit of special-purpose government established pursuant to Chapter 190, *Florida Statutes*, for the purpose of providing, operating and maintaining infrastructure improvements, facilities and services to the lands within the District; and

WHEREAS, the District is located in Miami ("**City**"), Miami-Dade County, Florida ("**County**"); and

WHEREAS, the District has constructed or acquired various infrastructure improvements and provides certain services in accordance with the District's adopted capital improvement plan and Chapter 190, *Florida Statutes*; and

WHEREAS, the Board of Supervisors ("**Board**") of the District hereby determines to undertake various operations and maintenance and other activities described in the District's budget ("**Adopted Budget**") for the fiscal year beginning October 1, 2021 and ending September 30, 2022 ("**Fiscal Year 2021/2022**"), attached hereto as **Exhibit "A"** and incorporated by reference herein; and

WHEREAS, the District must obtain sufficient funds to provide for the operation and maintenance of the services and facilities provided by the District as described in the Adopted Budget; and

WHEREAS, the provision of such services, facilities, and operations is a benefit to lands within the District; and

WHEREAS, Chapter 190, *Florida Statutes*, provides that the District may impose special assessments on benefitted lands within the District; and

WHEREAS, it is in the best interests of the District to proceed with the imposition of the special assessments for operations and maintenance in the amount set forth in the Adopted Budget; and

WHEREAS, the District has previously levied an assessment for debt service, which the District desires to collect for Fiscal Year 2021/2022; and

WHEREAS, Chapter 197, *Florida Statutes*, provides a mechanism pursuant to which such special assessments may be placed on the tax roll and collected by the local tax collector (“**Uniform Method**”), and the District has previously authorized the use of the Uniform Method by, among other things, adopting certain resolutions and entering into agreements with the Property Appraiser and Tax Collector of the County for that purpose; and

WHEREAS, it is in the best interests of the District to adopt the assessment roll attached to this Resolution as **Exhibit “B (“Assessment Roll)”**, and to certify the portion of the Assessment Roll related to certain developed property (“**Tax Roll Property**”) to the County Tax Collector pursuant to the Uniform Method and to directly collect the portion of the Assessment Roll relating to the remaining property (“**Direct Collect Property**”), all as set forth in **Exhibit “B;”** and

WHEREAS, it is in the best interests of the District to permit the District Manager to amend the Assessment Roll adopted herein, including that portion certified to the County Tax Collector by this Resolution, as the Property Appraiser updates the property roll for the County, for such time as authorized by Florida law.

NOW, THEREFORE, BE IT RESOLVED BY THE BOARD OF SUPERVISORS OF THE MIDTOWN MIAMI COMMUNITY DEVELOPMENT DISTRICT:

SECTION 1. BENEFIT. The provision of the services, facilities, and operations as described in **Exhibit “A”** confers a special and peculiar benefit to the lands within the District, which benefit exceeds or equals the cost of the assessments. The allocation of the assessments to the specially benefitted lands is shown in **Exhibits “A” and “B,”** and is hereby determined to be fair and reasonable.

SECTION 2. ASSESSMENT IMPOSITION. Pursuant to Chapters 190 and 197, *Florida Statutes*, and using the procedures authorized by Florida law for the levy and collection of special assessments, a special assessment for operation and maintenance is hereby imposed and levied on benefitted lands within the District, and in accordance with **Exhibits “A” and “B.”** The lien of the special assessments for operations and maintenance imposed and levied by this Resolution shall be effective upon passage of this Resolution.

SECTION 3. COLLECTION AND ENFORCEMENT; PENALTIES; INTEREST.

- A. **Tax Roll Assessments.** The operations and maintenance special assessments and previously levied debt service special assessments imposed on the Tax Roll Property shall be collected at the same time and in the same manner as County taxes in accordance with the Uniform Method, as set forth in **Exhibits “A” and “B.”**
- B. **Direct Bill Assessments.** The operations and maintenance special assessments imposed on the Direct Collect Property shall be collected directly by the District in accordance with Florida law, as set forth in **Exhibits “A” and “B.”** Operations and Maintenance Assessments directly collected by the District are due in full on

December 1, 2021; provided, however, that, to the extent permitted by law, the assessments due may be paid in several partial, deferred payments and according to the following schedule: 25% due no later than October 1, 2021, 25% due no later than December 1, 2021, 25% due no later than March 1, 2022 and 25% due no later than June 1, 2022. The previously levied debt service special assessments imposed on the Direct Collect Property shall be collected directly by the District in accordance with Florida law, as set forth in **Exhibits "A" and "B."** Debt Service Assessments directly collected by the District are due in full on December 1, 2021; provided, however, that, to the extent permitted by law, the assessments due may be paid in several partial, deferred payments and according to the following schedule: 100% of the amount payable on the bonds due on May 1, 2022 shall due to the District no later than April 1, 2022 and 100% of the amount payable on the bonds due on November 1, 2022 shall be due to the District no later than September 30, 2022. In the event that either assessment payment is not made in accordance with the schedule stated above, the whole assessment – including any remaining partial, deferred payments for Fiscal Year 2021/2022, shall immediately become due and payable; shall accrue interest, penalties in the amount of one percent (1%) per month, and all costs of collection and enforcement; and shall either be enforced pursuant to a foreclosure action, or, at the District's sole discretion, collected pursuant to the Uniform Method on a future tax bill, which amount may include penalties, interest, and costs of collection and enforcement. Any prejudgment interest on delinquent assessments shall accrue at the applicable statutory prejudgment interest rate. In the event an assessment subject to direct collection by the District shall be delinquent, the District Manager and District Counsel, without further authorization by the Board, may initiate foreclosure proceedings pursuant to Chapter 170 of the Florida Statutes or other applicable law to collect and enforce the whole assessment, as set forth herein.

- C. **Future Collection Methods.** The decision to collect special assessments by any particular method – e.g., on the tax roll or by direct bill – does not mean that such method will be used to collect special assessments in future years, and the District reserves the right in its sole discretion to select collection methods in any given year, regardless of past practices.

SECTION 4. ASSESSMENT ROLL. The District's Assessment Roll, attached to this Resolution as **Exhibit "B,"** is hereby certified for collection. That portion of the District's Assessment Roll which includes the Tax Roll Property is hereby certified to the County Tax Collector and shall be collected by the County Tax Collector in the same manner and time as County taxes. The proceeds therefrom shall be paid to the District. The balance of said assessments, which includes the Direct Collect Property are to be direct collected pursuant to Chapter 170 and 190, Florida Statutes.

SECTION 5. ASSESSMENT ROLL AMENDMENT. The District Manager shall keep apprised of all updates made to the County property roll by the Property Appraiser after the date of this Resolution, and shall amend the District's Assessment Roll in accordance with any such updates,

for such time as authorized by Florida law, to the County property roll. After any amendment of the Assessment Roll, the District Manager shall file the updates in the District records.

SECTION 6. SEVERABILITY. The invalidity or unenforceability of any one or more provisions of this Resolution shall not affect the validity or enforceability of the remaining portions of this Resolution, or any part thereof.

SECTION 7. TRANSMITTAL. The District Manager of the District is hereby directed to transmit a copy of this Resolution to the proper public and governmental officials, so that its purpose and effect may be carried out in accordance with applicable law.

SECTION 8. EFFECTIVE DATE. This Resolution shall take effect upon the passage and adoption of this Resolution by the Board.

PASSED AND ADOPTED this 14th day of September, 2021.

ATTEST:

**MIDTOWN MIAMI COMMUNITY
DEVELOPMENT DISTRICT**

Secretary/Assistant Secretary

By: _____

Its: _____

Exhibit A: Budget

Exhibit B: Assessment Roll

Exhibit A: Budget

Exhibit B: Assessment Roll (Uniform Method)
Assessment Roll (Direct Collect)

MIDTOWN MIAMI
COMMUNITY DEVELOPMENT DISTRICT

5

**Midtown Miami
Community Development District**

ANNUAL FINANCIAL REPORT

September 30, 2020

Midtown Miami Community Development District

ANNUAL FINANCIAL REPORT

September 30, 2020

TABLE OF CONTENTS

	<u>Page Number</u>
FINANCIAL SECTION	
REPORT OF INDEPENDENT AUDITORS	1-2
MANAGEMENT’S DISCUSSION AND ANALYSIS	3-8
BASIC FINANCIAL STATEMENTS:	
Government-wide Financial Statements:	
Statement of Net Position	9
Statement of Activities	10
Fund Financial Statements:	
Balance Sheet – Governmental Funds	11
Reconciliation of Total Governmental Fund Balances to Net Position of Governmental Activities	12
Statement of Revenues, Expenditures and Changes in Fund Balances – Governmental Funds	13
Reconciliation of the Statement of Revenues, Expenditures and Changes in Fund Balances of Governmental Funds to the Statement of Activities	14
Statement of Revenues, Expenditures and Changes in Fund Balances – Budget and Actual – General Fund	15
Proprietary Fund Financial Statements:	
Statement of Net Position – Parking Garage Fund	16
Statement of Revenues, Expenses and Changes in Fund Net Position – Parking Garage Fund	17
Statement of Cash Flows – Parking Garage Fund	18-19
Notes to Financial Statements	20-36
INDEPENDENT AUDITOR’S REPORT ON INTERNAL CONTROL OVER FINANCIAL REPORTING AND ON COMPLIANCE AND OTHER MATTERS BASED ON AN AUDIT OF FINANCIAL STATEMENTS PERFORMED IN ACCORDANCE WITH <i>GOVERNMENT AUDITING STANDARDS</i>	37-38
MANAGEMENT LETTER	39-41
INDEPENDENT ACCOUNTANT’S REPORT/COMPLIANCE WITH SECTION 218.415, FLORIDA STATUTES	42



Berger, Toombs, Elam, Gaines & Frank

Certified Public Accountants PL

600 Citrus Avenue
Suite 200
Fort Pierce, Florida 34950

772/461-6120 // 461-1155
FAX: 772/468-9278

REPORT OF INDEPENDENT AUDITORS

To the Board of Supervisors
Midtown Miami Community Development District
Miami-Dade County, Florida

Report on the Financial Statements

We have audited the accompanying financial statements of Midtown Miami Community Development District as of and for the year ended September 30, 2020, and the related notes to financial statements, which collectively comprise the District's basic financial statements as listed in the table of contents.

Management's Responsibility for the Financial Statements

Management is responsible for the preparation and fair presentation of these financial statements in accordance with accounting principles generally accepted in the United States of America; this includes the design, implementation, and maintenance of internal control relevant to the preparation and fair presentation of financial statements that are free from material misstatement, whether due to fraud or error.

Auditor's Responsibility

Our responsibility is to express an opinion on these financial statements based on our audit. We conducted our audit in accordance with auditing standards generally accepted in the United States of America. Those standards require that we plan and perform the audit to obtain reasonable assurance about whether the financial statements are free from material misstatement.

An audit involves performing procedures to obtain audit evidence about the amounts and disclosures in the financial statements. The procedures selected depend on the auditor's judgment, including the assessment of the risks of material misstatement of the financial statements, whether due to fraud or error. In making those risk assessments, the auditor considers internal control relevant to the entity's preparation and fair presentation of the financial statements in order to design audit procedures that are appropriate in the circumstances, but not for the purpose of expressing an opinion on the effectiveness of the entity's internal control. Accordingly, we express no such opinion. An audit also includes evaluating the appropriateness of accounting policies used and the reasonableness of significant accounting estimates made by management, as well as evaluating the overall presentation of the financial statements.

We believe that the audit evidence we have obtained is sufficient and appropriate to provide a basis for our audit opinion.

Fort Pierce / Stuart

- 1 -

Member AICPA

Member AICPA Division for CPA Firms
Private Companies practice Section

Member FICPA

To the Board of Supervisors
Midtown Miami Community Development District

Opinion

In our opinion, the basic financial statements referred to above present fairly, in all material respects, the financial position of the governmental activities, business-type activities, General Fund, Debt Service Fund, and Enterprise Fund of Midtown Miami Community Development District as of September 30, 2020, and the respective changes in financial position and cash flows and the budgetary comparison for the General Fund for the year then ended in conformity with accounting principles generally accepted in the United States of America.

Other Matters

Required Supplementary Information

Governmental accounting principles generally accepted in the United States of America require that the Management's Discussion and Analysis be presented to supplement the basic financial statements. Such information, although not a part of the basic financial statements, is required by Governmental Accounting Standards Board who considers it to be an essential part of financial reporting for placing the basic financial statements in an appropriate operational, economic, or historical context. We have applied certain limited procedures in accordance with governmental auditing standards generally accepted in the United States of America, which consisted principally of inquires of management regarding the methods of preparing the information and comparing the information for consistency with management's responses to our inquiries, the basic financial statements, and other knowledge we obtained during our audit of the basic financial statements. We do not express an opinion or provide any assurance on the information because the limited procedures do not provide us with sufficient evidence to express an opinion or provide any assurance.

Other Reporting Required by Government Auditing Standards

In accordance with *Government Auditing Standards*, we have also issued a report dated June 11, 2021 on our consideration of the District's internal control over financial reporting and on our tests of its compliance with certain provisions of laws, regulations and contracts. The purpose of that report is to describe the scope of our testing of internal control over financial reporting and compliance and the results of that testing, and not to provide an opinion on internal control over financial reporting or on compliance. That report is an integral part of an audit performed in accordance with *Government Auditing Standards* in considering Midtown Miami Community Development District's internal control over financial reporting and compliance.



Berger, Toombs, Elam, Gaines & Frank
Certified Public Accountants PL
Fort Pierce, Florida

June 11, 2021

**Midtown Miami Community Development District
MANAGEMENT'S DISCUSSION AND ANALYSIS
For the Year Ended September 30, 2020**

Management's discussion and analysis of Midtown Miami Community Development District's (the "District") financial performance provides an objective and easily readable analysis of the District's financial activities. The analysis provides summary financial information for the District and should be read in conjunction with the District's financial statements.

OVERVIEW OF THE FINANCIAL STATEMENTS

The District's basic financial statements comprise three components; 1) *Government-wide financial statements*, 2) *Fund financial statements*, and 3) *Notes to financial statements*. The *Government-wide financial statements* present an overall picture of the District's financial position and results of operations. The *Fund financial statements* present financial information for the District's major funds. The *Notes to financial statements* provide additional information concerning the District's finances.

The *Government-wide financial statements* are the **statement of net position** and the **statement of activities**. These statements use accounting methods similar to those used by private-sector companies. Emphasis is placed on the net position of governmental activities and the change in net position. Governmental activities are primarily supported by special assessments.

The **statement of net position** presents information on all assets and liabilities of the District, with the difference between assets and liabilities reported as net position. Net position is reported in three categories; 1) net investment in capital assets, 2) restricted and 3) unrestricted. Assets, liabilities, and net position are reported for all Governmental activities.

The **statement of activities** presents information on all revenues and expenses of the District and the change in net position. Expenses are reported by major function and program revenues relating to those functions are reported, providing the net cost of all functions provided by the District. To assist in understanding the District's operations, expenses have been reported as governmental activities. Governmental activities financed by the District include general government, physical environment and interest on long term debt.

Fund financial statements present financial information for governmental and enterprise funds. These statements provide financial information for the major funds of the District. Governmental fund financial statements provide information on the current assets and liabilities of the funds, changes in current financial resources (revenues and expenditures), and current available resources. The enterprise funds financial statements provide information on all asset and liabilities of these funds, changes in economic resources (revenues and expenses) and total economic resources.

**Midtown Miami Community Development District
MANAGEMENT'S DISCUSSION AND ANALYSIS
For the Year Ended September 30, 2020**

OVERVIEW OF THE FINANCIAL STATEMENTS (CONTINUED)

Fund financial statements include a **balance sheet** and a **statement of revenues, expenditures and changes in fund balances** for all governmental funds. A **statement of revenues, expenditures, and changes in fund balances – budget and actual**, is provided for the District's General Fund. For enterprise funds a statement of net position, a statement of revenues and expenses, and changes in fund net position and a statement of cash flows are presented. *Fund financial statements* provide more detailed information about the District's activities. Individual funds are established by the District to track revenues that are restricted to certain uses or to comply with legal requirements.

The *government-wide financial statements* and the *fund financial statements* provide different pictures of the District. The government-wide financial statements provide an overall picture of the District's financial standing. These statements are comparable to private-sector companies and give a good understanding of the District's overall financial health and how the District paid for the various activities, or functions, provided by the District. All assets of the District, including capital assets, are reported in the **statement of net position**. All liabilities, including principal outstanding on bonds are included. Transactions between the different functions of the District have been eliminated in the **statement of activities** in order to avoid "doubling up" the revenues and expenses. The *fund financial statements* provide a picture of the major funds of the District. In the case of governmental activities, outlays for long lived assets are reported as expenditures and long-term liabilities, such as general obligation bonds, are not included in the fund financial statements. To provide a link from the *fund financial statements* to the *government-wide financial statements*, a reconciliation is provided from the *fund financial statements* to the *government-wide financial statements*.

Notes to financial statements provide additional detail concerning the financial activities and financial balances of the District. Additional information about the accounting practices of the District, investments of the District, capital assets, and long-term debt are some of the items included in the *notes to financial statements*.

Financial Highlights:

The following are the highlights of financial activity for the year ended September 30, 2020.

- The District's total liabilities exceeded total assets and deferred outflows of resources by \$(10,424,087) (net position). Total net position was \$(111,716) for governmental activities and \$(10,312,371) for business-type activities. Unrestricted net position for governmental activities was \$1,989,621 and business-type activities was \$7,199,519. Restricted net position for governmental activities was \$334,052 and \$635,963 for business-type activities. Net investment in capital assets for governmental activities was \$(2,435,389) and for business-type activities was \$(18,147,853).
- Governmental activities revenues and transfers totaled \$4,821,153 while governmental activities expenses totaled \$4,315,647. Business-type activities revenues totaled \$7,904,371 while business-type activities expenses and transfers totaled \$9,268,427.

**Midtown Miami Community Development District
MANAGEMENT'S DISCUSSION AND ANALYSIS
For the Year Ended September 30, 2020**

OVERVIEW OF THE FINANCIAL STATEMENTS (CONTINUED)

Financial Analysis of the District

The following schedule provides a summary of the assets, liabilities and net position of the District. It is not intended to be a complete presentation of government-wide financial activity.

	Net Position					
	Governmental Activities		Business-type Activities		Total	
	2020	2019	2020	2019	2020	2019
Current assets	\$ 2,367,367	\$ 2,159,784	\$ 6,517,467	\$ 3,257,540	\$ 8,884,834	\$ 5,417,324
Restricted assets	1,579,961	1,419,427	2,845,155	7,468,360	4,425,116	8,887,787
Capital assets	18,274,181	19,115,135	34,132,968	36,273,308	52,407,149	55,388,443
Total Assets	<u>22,221,509</u>	<u>22,694,346</u>	<u>43,495,590</u>	<u>46,999,208</u>	<u>65,717,099</u>	<u>69,693,554</u>
Deferred outflows	-	-	112,414	119,193	112,414	119,193
Current liabilities	1,417,302	1,522,904	3,398,406	3,463,297	4,815,708	4,986,201
Non-current liabilities	20,915,920	21,788,664	50,521,969	52,603,419	71,437,889	74,392,083
Total Liabilities	<u>22,333,222</u>	<u>23,311,568</u>	<u>53,920,375</u>	<u>56,066,716</u>	<u>76,253,597</u>	<u>79,378,284</u>
Net investment in capital assets	(2,435,389)	(2,508,529)	(18,147,853)	(17,230,918)	(20,583,242)	(19,739,447)
Net position - restricted	334,052	199,586	635,963	5,345,162	970,015	5,544,748
Net position - unrestricted	1,989,621	1,691,721	7,199,519	2,937,441	9,189,140	4,629,162
Total Net Position	<u>\$ (111,716)</u>	<u>\$ (617,222)</u>	<u>\$ (10,312,371)</u>	<u>\$ (8,948,315)</u>	<u>\$ (10,424,087)</u>	<u>\$ (9,565,537)</u>

The decrease in capital assets for governmental activities and business-type activities was primarily due to current year depreciation.

The decrease in governmental and business-type activities total liabilities is primarily the result of principal payments made in the current year.

**Midtown Miami Community Development District
MANAGEMENT'S DISCUSSION AND ANALYSIS
For the Year Ended September 30, 2020**

OVERVIEW OF THE FINANCIAL STATEMENTS (CONTINUED)

Financial Analysis of the District (Continued)

The following schedule provides a summary of the changes in net position of the District and is presented at the government-wide level for comparison purposes. It is not intended to be a complete presentation of District-wide financial activity.

	Change in Net Position					
	Governmental Activities		Business-type Activities		Totals	
	2020	2019	2020	2019	2020	2019
Program Revenues						
Charges for services	\$ 3,341,888	\$ 4,245,048	\$ 3,101,858	\$ 3,906,052	\$ 6,443,746	\$ 8,151,100
Operating grants and contributions	-	-	4,676,819	6,750,273	4,676,819	6,750,273
General Revenues						
Intergovernmental revenues	4,771	55,659	-	-	4,771	55,659
Investments earnings	70,722	96,776	124,974	188,325	195,696	285,101
Insurance proceeds	-	-	-	-	-	-
Miscellaneous revenues	-	265	720	2,865	720	3,130
Total Revenues	<u>3,417,381</u>	<u>4,397,748</u>	<u>7,904,371</u>	<u>10,847,515</u>	<u>11,321,752</u>	<u>15,245,263</u>
Expenses						
General government	205,975	198,485	-	-	205,975	198,485
Physical environment	2,986,490	3,001,071	-	-	2,986,490	3,001,071
Interest and other charges	1,123,182	1,159,226	-	-	1,123,182	1,159,226
Parking garage	-	-	7,864,655	8,295,960	7,864,655	8,295,960
Total Expenses	<u>4,315,647</u>	<u>4,358,782</u>	<u>7,864,655</u>	<u>8,295,960</u>	<u>12,180,302</u>	<u>12,654,742</u>
Transfers	<u>1,403,772</u>	<u>405,000</u>	<u>(1,403,772)</u>	<u>(405,000)</u>	<u>-</u>	<u>-</u>
Change in Net Position	505,506	443,966	(1,364,056)	2,146,555	(858,550)	2,590,521
Net Position - Beginning of Year	<u>(617,222)</u>	<u>(1,061,188)</u>	<u>(8,948,315)</u>	<u>(11,094,870)</u>	<u>(9,565,537)</u>	<u>(12,156,058)</u>
Net Position - End of year	<u>\$ (111,716)</u>	<u>\$ (617,222)</u>	<u>\$ (10,312,371)</u>	<u>\$ (8,948,315)</u>	<u>\$ (10,424,087)</u>	<u>\$ (9,565,537)</u>

The decrease in business-type activities operating contributions was the result of less tax increment revenue received.

The increase in transfers is related to the increased budget deficit in the debt service fund.

The decrease in parking garage expenses is related to less credit card fees and repair expenses in the current year.

**Midtown Miami Community Development District
MANAGEMENT'S DISCUSSION AND ANALYSIS
For the Year Ended September 30, 2020**

OVERVIEW OF THE FINANCIAL STATEMENTS (CONTINUED)

Capital Assets Activity

The following schedule provides a summary of the District's capital assets as of September 30, 2020.

<u>Description</u>	<u>Governmental Activities</u>	<u>Business-type Activities</u>	<u>Total</u>
Construction in progress	\$ 696,627	\$ -	\$ 696,627
Machinery and equipment	130,094	219,520	349,614
Building and improvements	30,743,784	63,555,028	94,298,812
Less: accumulated depreciation	<u>(13,296,327)</u>	<u>(29,641,580)</u>	<u>(42,937,907)</u>
Total Capital Assets (Net)	<u>\$ 18,274,178</u>	<u>\$ 34,132,968</u>	<u>\$ 52,407,146</u>

The current year activity for governmental activities was construction in progress additions of \$189,681 and depreciation of \$1,030,618. In business-type activities, depreciation was \$2,140,340.

General Fund Budgetary Highlights

Actual expenditures were less than the budget primarily due to lower security services, electricity and repair and maintenance expenditures than anticipated.

The September 30, 2020 budget was not amended.

Debt Management

Governmental Activities debt includes the following:

- In May 2014, the District issued \$26,970,000 Special Assessment Refunding Bonds Series 2014B. These bonds were issued to refund the Series 2004B Bonds. The balance outstanding at September 30, 2020 was \$22,150,000.

**Midtown Miami Community Development District
MANAGEMENT'S DISCUSSION AND ANALYSIS
For the Year Ended September 30, 2020**

OVERVIEW OF THE FINANCIAL STATEMENTS (CONTINUED)

Debt Management (Continued)

Business-type Activities debt includes the following:

- In May 2014, the District issued \$64,875,000 Series 2014A Special Assessment and Revenue Refunding Bonds to refund the Series 2004 Bonds. The balance outstanding at September 30, 2020 was \$53,515,000.

Economic Factors and Next Year's Budget

Midtown Miami Community Development District does not expect any economic factors to have a significant effect on the financial position or results of operations of the District in fiscal year 2021.

Request for Information

The financial report is designed to provide a general overview of Midtown Miami Community Development District's finances for all those with an interest. Questions concerning any of the information provided in this report or requests for additional information should be addressed to the Midtown Miami Community Development District, Wrathell, Hunt and Associates, LLC, 2300 Glades Road, Suite 410W, Boca Raton, Florida 33431.

Midtown Miami Community Development District
STATEMENT OF NET POSITION
September 30, 2020

	<u>Governmental Activities</u>	<u>Business-type Activities</u>	<u>Total</u>
ASSETS			
Current Assets			
Cash	\$ 4,767,875	\$ 2,984,523	\$ 7,752,398
Accounts receivable	1,656	21,383	23,039
Assessments receivable	686,039	-	686,039
Prepaid expenses	95,275	323,783	419,058
Deposits	4,300	-	4,300
Internal balances	(3,187,778)	3,187,778	-
Total Current Assets	<u>2,367,367</u>	<u>6,517,467</u>	<u>8,884,834</u>
Non-Current Assets			
Restricted assets			
Investments	1,579,961	2,845,155	4,425,116
Capital assets, not being depreciated			
Construction in progress	696,627	-	696,627
Capital assets, being depreciated			
Buildings and improvements	30,743,784	63,555,028	94,298,812
Machinery and equipment	130,094	219,520	349,614
Less: Accumulated depreciation	(13,296,327)	(29,641,580)	(42,937,907)
Total Non-Current Assets	<u>19,854,139</u>	<u>36,978,123</u>	<u>56,832,262</u>
Total Assets	<u>22,221,506</u>	<u>43,495,590</u>	<u>65,717,096</u>
DEFERRED OUTFLOWS OF RESOURCES			
Deferred amount on refunding	-	112,414	112,414
LIABILITIES			
Current Liabilities			
Accounts payable	102,331	200,764	303,095
Due to developer	75	-	75
Unearned revenues	-	5,215	5,215
Bonds payable	865,000	2,105,000	2,970,000
Accrued interest	449,896	1,087,427	1,537,323
Total Current Liabilities	<u>1,417,302</u>	<u>3,398,406</u>	<u>4,815,708</u>
Non-Current Liabilities			
Bonds payable, net	20,915,920	50,521,969	71,437,889
Total Liabilities	<u>22,333,222</u>	<u>53,920,375</u>	<u>76,253,597</u>
NET POSITION			
Net investment in capital assets	(2,435,389)	(18,147,853)	(20,583,242)
Restricted for debt service	334,052	635,963	970,015
Unrestricted	1,989,621	7,199,519	9,189,140
Total Net Position	<u>\$ (111,716)</u>	<u>\$ (10,312,371)</u>	<u>\$ (10,424,087)</u>

See accompanying notes to financial statements.

Midtown Miami Community Development District
STATEMENT OF ACTIVITIES
For the Year Ended September 30, 2020

Functions/Programs	Expenses	Program Revenues		Net (Expense) Revenue and Changes in Net Position		Total
		Charges for Services	Operating Grants and Contributions	Governmental Activities	Business-type Activities	
Primary government						
Governmental Activities						
General government	\$ (205,975)	\$ 240,147	\$ -	\$ 34,172	\$ -	\$ 34,172
Physical environment	(2,986,490)	2,391,878	-	(594,612)	-	(594,612)
Interest and other charges	(1,123,182)	709,863	-	(413,319)	-	(413,319)
Total Governmental Activities	<u>(4,315,647)</u>	<u>3,341,888</u>	<u>-</u>	<u>(973,759)</u>	<u>-</u>	<u>(973,759)</u>
Business-type Activities						
Parking garage	<u>(7,864,655)</u>	<u>3,101,858</u>	<u>4,676,819</u>	<u>-</u>	<u>(85,978)</u>	<u>(85,978)</u>
Total Primary Government	<u>\$ (12,180,302)</u>	<u>\$ 6,443,746</u>	<u>\$ 4,676,819</u>	<u>(973,759)</u>	<u>(85,978)</u>	<u>(1,059,737)</u>
General Revenues and Transfers						
Miscellaneous revenues				-	720	720
Intergovernmental revenues				4,771	-	4,771
Investment earnings				70,722	124,974	195,696
Transfers				1,403,772	(1,403,772)	-
Total General Revenues and Transfers				<u>1,479,265</u>	<u>(1,278,078)</u>	<u>201,187</u>
Change in Net Position				<u>505,506</u>	<u>(1,364,056)</u>	<u>(858,550)</u>
Net Position - October 1, 2019				<u>(617,222)</u>	<u>(8,948,315)</u>	<u>(9,565,537)</u>
Net Position - September 30, 2020				<u>\$ (111,716)</u>	<u>\$ (10,312,371)</u>	<u>\$ (10,424,087)</u>

See accompanying notes to financial statements.

Midtown Miami Community Development District
BALANCE SHEET -
GOVERNMENTAL FUNDS
September 30, 2020

	General	2014 Debt Service	Total Governmental Funds
ASSETS			
Cash	\$ 4,767,875	\$ -	\$ 4,767,875
Accounts receivable	1,656	-	1,656
Assessments receivable	388,095	297,944	686,039
Due from other funds	3,548	-	3,548
Prepaid expenses	95,275	-	95,275
Deposits	4,300	-	4,300
Restricted assets			
Investments, at fair value	-	1,579,961	1,579,961
Total Assets	\$ 5,260,749	\$ 1,877,905	\$ 7,138,654
 LIABILITIES, DEFERRED INFLOWS OF RESOURCES AND FUND BALANCES			
Liabilities			
Accounts payable and accrued expenses	\$ 102,331	\$ -	\$ 102,331
Due to other funds	3,177,582	13,744	3,191,326
Due to developer	75	-	75
Total Liabilities	3,279,988	13,744	3,293,732
 Deferred Inflows of Resources			
Unavailable revenues	389,208	8,860	398,068
 Fund Balances			
Nonspendable-prepaid expenses/deposits	99,575	-	99,575
Restricted - debt service	-	1,855,301	1,855,301
Unassigned	1,491,978	-	1,491,978
Total Fund Balances	1,591,553	1,855,301	3,446,854
Total Liabilities, Deferred Inflows of Resources and Fund Balances	\$ 5,260,749	\$ 1,877,905	\$ 7,138,654

See accompanying notes to financial statements.

Midtown Miami Community Development District
RECONCILIATION OF TOTAL GOVERNMENTAL FUND BALANCES
TO NET POSITION OF GOVERNMENTAL ACTIVITIES
September 30, 2020

Total Governmental Fund Balances	\$ 3,446,854
Amounts reported for governmental activities in the Statement of Net Position are different because:	
Capital assets, construction in progress, \$696,627, buildings and improvements, \$30,743,784, and machinery and equipment, \$130,094, net of accumulated depreciation, \$(13,296,327) used in governmental activities are not current financial resources and; therefore, are not reported at the governmental fund level.	18,274,178
Certain special assessment receivables were not collected within 60 days of year end and thus, are not current financial resources in the current period and; therefore, are reported as deferred inflows of resources at the governmental fund level.	398,068
Long-term liabilities, including bonds payable, are not due and payable in the current period and; therefore, are not reported at the governmental fund level.	(22,150,000)
Bond discount, \$510,035, net of accumulated amortization, \$(140,955), are recorded as expenditures at the fund level, and are netted against bonds payable and amortized over the life of the bonds at the government wide level.	369,080
Accrued interest expense for long-term debt is not a current financial use and; therefore, is not reported at the governmental fund level.	<u>(449,896)</u>
Net Position of Governmental Activities	<u><u>\$ (111,716)</u></u>

See accompanying notes to financial statements.

Midtown Miami Community Development District
STATEMENT OF REVENUES, EXPENDITURES AND CHANGES
IN FUND BALANCES - GOVERNMENTAL FUNDS
For the Year Ended September 30, 2020

	General	2014 Debt Service	Total Governmental Funds
Revenues			
Special assessments	\$ 2,259,351	\$ 709,863	\$ 2,969,214
Intergovernmental revenues	4,771	-	4,771
Investment earnings	3,009	67,713	70,722
Total Revenues	<u>2,267,131</u>	<u>777,576</u>	<u>3,044,707</u>
Expenditures			
Current			
General government	196,372	9,603	205,975
Physical environment	1,955,872	-	1,955,872
Capital outlay	189,661	-	189,661
Debt service			
Principal	-	865,000	865,000
Interest	-	1,116,306	1,116,306
Total Expenditures	<u>2,341,905</u>	<u>1,990,909</u>	<u>4,332,814</u>
Excess of revenues over/(under) expenditures	<u>(74,774)</u>	<u>(1,213,333)</u>	<u>(1,288,107)</u>
Other Financing Sources/(Uses)			
Transfers in	<u>-</u>	<u>1,403,772</u>	<u>1,403,772</u>
Net Change in Fund Balances	<u>(74,774)</u>	<u>190,439</u>	<u>115,665</u>
Fund Balances - October 1, 2019	<u>1,666,327</u>	<u>1,664,862</u>	<u>3,331,189</u>
Fund Balances - September 30, 2020	<u>\$ 1,591,553</u>	<u>\$ 1,855,301</u>	<u>\$ 3,446,854</u>

See accompanying notes to financial statements.

**Midtown Miami Community Development District
RECONCILIATION OF THE STATEMENT OF REVENUES, EXPENDITURES
AND CHANGES IN FUND BALANCES OF GOVERNMENTAL FUNDS
TO THE STATEMENT OF ACTIVITIES
For the Year Ended September 30, 2020**

Net Change in Fund Balances - Total Governmental Funds	\$	115,665
Amounts reported for governmental activities in the Statement of Activities are different because:		
Governmental funds report capital outlays as expenditures at the fund level. However, at the government-wide level the cost of those assets is allocated over the estimated useful lives as depreciation. This is the amount that depreciation, \$(1,030,618), exceeded capital outlay, \$189,681 in the current year.		(840,957)
In the Statement of Activities, interest is accrued on outstanding bonds; whereas in governmental funds, interest expenditures are reported when due. This is the change in accrued interest from the prior year.		15,380
Bond discount is amortized over the life of the debt at the government-wide level this is the accumulated amortization in the current period.		(22,256)
Revenues in the Statement of Activities that do not provide current financial resources are reported as deferred inflows of resources at the fund level. This is the change in deferred inflows of resources in the current period.		372,674
Repayments of bond principal are expenditures in the governmental funds, but the repayments reduce long-term liabilities in the Statement of Net Position.		<u>865,000</u>
Change in Net Position of Governmental Activities	\$	<u><u>505,506</u></u>

See accompanying notes to financial statements.

Midtown Miami Community Development District
STATEMENT OF REVENUES, EXPENDITURES AND CHANGES IN
FUND BALANCES - BUDGET AND ACTUAL - GENERAL FUND
For the Year Ended September 30, 2020

	<u>Original Budget</u>	<u>Final Budget</u>	<u>Actual</u>	<u>Variance with Final Budget Positive (Negative)</u>
Revenues				
Special assessments	\$ 2,638,908	\$ 2,638,908	\$ 2,259,351	\$ (379,557)
Intergovernmental revenues	-	-	4,771	4,771
Interest earnings	708	708	3,009	2,301
Total Revenues	<u>2,639,616</u>	<u>2,639,616</u>	<u>2,267,131</u>	<u>(372,485)</u>
Expenditures				
Current				
General government	224,115	224,115	196,372	27,743
Physical environment	2,265,501	2,265,501	1,955,872	309,629
Capital outlay	150,000	150,000	189,661	(39,661)
Total Expenditures	<u>2,639,616</u>	<u>2,639,616</u>	<u>2,341,905</u>	<u>297,711</u>
Excess of revenues over/(under) expenditures	-	-	(74,774)	(74,774)
Fund Balance - October 1, 2019	<u>-</u>	<u>-</u>	<u>1,666,327</u>	<u>1,666,327</u>
Fund Balance - September 30, 2020	<u>\$ -</u>	<u>\$ -</u>	<u>\$ 1,591,553</u>	<u>\$ 1,591,553</u>

See accompanying notes to financial statements.

Midtown Miami Community Development District
STATEMENT OF NET POSITION - PARKING GARAGE FUND
September 30, 2020

ASSETS	
Current Assets	
Cash	\$ 2,984,523
Accounts receivable	21,383
Due from other funds	3,187,778
Prepaid expenses	323,783
Total Current Assets	<u>6,517,467</u>
Non-Current Assets	
Restricted Assets	
Investments	2,845,155
Capital Assets, Being Depreciated	
Buildings and improvements	63,555,028
Machinery and equipment	219,520
Less: accumulated depreciation	<u>(29,641,580)</u>
Total Non-Current Assets	<u>36,978,123</u>
Total Assets	<u>43,495,590</u>
DEFERRED OUTFLOWS OF RESOURCES	
Deferred amount on refunding	<u>112,414</u>
LIABILITIES	
Current Liabilities	
Accounts payable and accrued expenses	200,764
Accrued interest	1,087,427
Unearned revenues	5,215
Bonds payable	2,105,000
Total Current Liabilities	<u>3,398,406</u>
Non-Current Liabilities	
Bonds payable, net	<u>50,521,969</u>
Total Liabilities	<u>53,920,375</u>
NET POSITION	
Net investment in capital assets	(18,147,853)
Restricted for debt service	635,963
Unrestricted	<u>7,199,519</u>
Total Net Position	<u>\$ (10,312,371)</u>

See accompanying notes to financial statements.

Midtown Miami Community Development District
STATEMENT OF REVENUES, EXPENSES AND CHANGES
IN FUND NET POSITION - PARKING GARAGE FUND
For the Year Ended September 30, 2020

Operating Revenues:	
Charges for services	
Parking	<u>\$ 3,101,858</u>
Operating Expenses:	
General and administrative expenses	330,958
Parking garage	2,673,568
Depreciation	<u>2,140,340</u>
Total Operating Expenses	<u>5,144,866</u>
Operating Income/(Loss)	<u>(2,043,008)</u>
Non-Operating Revenues/(Expenses):	
Intergovernmental revenues	4,676,819
Interest expense	(2,719,789)
Investment earnings	124,974
Miscellaneous revenues	<u>720</u>
Total Non-Operating Revenues/(Expenses)	<u>2,082,724</u>
Income/(loss) before contributions and transfers	39,716
Transfers	
Transfers out	<u>(1,403,772)</u>
Change in Net Position	(1,364,056)
Net Position - October 1, 2019	<u>(8,948,315)</u>
Net Position - September 30, 2020	<u><u>\$ (10,312,371)</u></u>

See accompanying notes to financial statements.

Midtown Miami Community Development District
STATEMENT OF CASH FLOWS - PARKING GARAGE FUND
For the Year Ended September 30, 2020

CASH FLOWS FROM OPERATING ACTIVITIES	
Receipts from customers	\$ 3,103,065
Payments to suppliers for goods and services	(6,423,806)
Payments to employees for services	(330,958)
Net Cash Used By Operating Activities	<u>(3,651,699)</u>
CASH FLOWS FROM CAPITAL AND RELATED FINANCING ACTIVITIES	
Bond principal payments	(2,050,000)
Bond interest payments	(2,695,231)
Net Cash Used By Capital and Related Financing Activities	<u>(4,745,231)</u>
CASH FLOWS FROM NON CAPITAL FINANCING ACTIVITIES	
Receipts from intergovernmental revenues	4,677,539
Transfers	(1,403,772)
Net Cash Provided by Non Capital Financing Activities	<u>3,273,767</u>
CASH FLOWS FROM INVESTING ACTIVITIES	
Sale of investments	4,747,225
Purchase of investments	(74,382)
Investment earnings	75,336
Net Cash Provided By Investing Activities	<u>4,748,179</u>
Net decrease in cash and cash equivalents	(374,984)
Cash and equivalents - October 1, 2019	<u>3,359,507</u>
Cash and equivalents - September 30, 2020	<u><u>\$ 2,984,523</u></u>

See accompanying notes to financial statements.

Midtown Miami Community Development District
STATEMENT OF CASH FLOWS - PARKING GARAGE FUND
For the Year Ended September 30, 2020

**RECONCILIATION OF OPERATING INCOME TO NET
CASH USED BY OPERATING ACTIVITIES**

Operating income/(loss)	\$ (2,043,008)
Adjustments to reconcile operating income to net cash used by operating activities:	
Depreciation expense	2,140,340
Decrease in accounts receivable	1,207
Increase in prepaid expenses	(323,783)
Decrease in accounts payable and accrued expenses	(114,120)
Increase in due from other funds	<u>(3,312,335)</u>
 Net Cash Used By Operating Activities	 <u><u>\$ (3,651,699)</u></u>

See accompanying notes to financial statements.

Midtown Miami Community Development District
NOTES TO FINANCIAL STATEMENTS
September 30, 2020

NOTE A – SUMMARY OF SIGNIFICANT ACCOUNTING POLICIES

1. Reporting Entity

The District was established on December 26, 2003, pursuant to the Uniform Community Development District Act of 1980, Chapter 190, Florida Statutes, as amended (the "Act"), by Ordinance 03-271 of the Board of County Commissioners of Miami-Dade County, as a Community Development District. The District was established for the purposes of financing and managing the acquisition, construction, maintenance and operation of the infrastructure necessary for community development within its jurisdiction. The District is authorized to issue bonds for the purpose, among others, of financing, funding, planning, establishing, acquiring, constructing district roads, landscaping, and other basic infrastructure projects within or outside the boundaries of the Midtown Miami Community Development District. The District is governed by a five-member Board of Supervisors who are elected for four year terms. The District operates within the criteria established by Chapter 190.

As required by GAAP, these financial statements present the Midtown Miami Community Development District (the primary government) as a stand-alone government. The reporting entity for the District includes all functions of government in which the District's Board exercises oversight responsibility including, but not limited to, financial interdependency, selection of governing authority, designation of management, significant ability to influence operations and accountability for fiscal matters.

Based upon the application of the above-mentioned criteria as set forth in Governmental Accounting Standards Board Statement Number 61, The Financial Reporting Entity, the District has identified no component units.

2. Measurement Focus and Basis of Accounting

The basic financial statements of the District are composed of the following:

- Government-wide financial statements
- Fund financial statements
- Notes to financial statements

Midtown Miami Community Development District
NOTES TO FINANCIAL STATEMENTS
September 30, 2020

NOTE A – SUMMARY OF SIGNIFICANT ACCOUNTING POLICIES (CONTINUED)

2. Measurement Focus and Basis of Accounting (Continued)

a. Government-wide Financial Statements

The government-wide financial statements are reported using the economic resources measurement focus and the accrual basis of accounting. Government-wide financial statements report all non-fiduciary information about the reporting government as a whole. These statements include all the governmental activities of the primary government. The effect of interfund activity has been removed from these statements.

Governmental activities are supported by special assessments and interest. Program revenues include charges for services, and payments made by parties outside of the reporting government's citizenry if that money is restricted to a particular program. Program revenues are netted with program expenses in the statement of activities to present the net cost of each program.

Amounts paid to acquire capital assets are capitalized as assets, rather than reported as an expenditure. Proceeds of long-term debt are recorded as liabilities in the government-wide financial statements, rather than as another financing source.

Amounts paid to reduce long-term indebtedness of the reporting government are reported as a reduction of the related liability, rather than as an expenditure.

b. Fund Financial Statements

The underlying accounting system of the District is organized and operated on the basis of separate funds, each of which is considered to be a separate accounting entity. The operations of each fund are accounted for with a separate set of self-balancing accounts that comprise its assets, liabilities, fund equity, revenues and expenditures or expenses, as appropriate. Governmental resources are allocated to and accounted for in individual funds based upon the purposes for which they are to be spent and the means by which spending activities are controlled.

Fund financial statements for the primary government's governmental funds are presented after the government-wide financial statements. These statements display information about major funds individually.

Midtown Miami Community Development District
NOTES TO FINANCIAL STATEMENTS
September 30, 2020

NOTE A – SUMMARY OF SIGNIFICANT ACCOUNTING POLICIES (CONTINUED)

2. Measurement Focus and Basis of Accounting (Continued)

b. Fund Financial Statements (Continued)

Governmental Funds

The District classifies fund balance according to Governmental Accounting Standards Board Statement 54 – *Fund Balance Reporting and Governmental Fund Type Definitions*. The Statement requires the fund balance for governmental funds to be reported in classifications that comprise a hierarchy based primarily on the extent to which the government is bound to honor constraints on the specific purposes for which amounts in those funds can be spent. The classifications include non-spendable, restricted, committed, assigned and unassigned.

The District has various policies governing the fund balance classifications.

Nonspendable Fund Balance – This classification consists of amounts that cannot be spent because they are either not in spendable form or are legally or contractually required to be maintained intact.

Restricted Fund Balance – This classification includes amounts that can be spent only for specific purposes stipulated by constitution, external resource providers, or through enabling legislation.

Assigned Fund Balance – This classification consists of the Board of Supervisors' intent to be used for specific purposes, but are neither restricted nor committed. The assigned fund balances can also be assigned by the District's management company.

Unassigned Fund Balance – This classification is the residual classification for the government's general fund and includes all spendable amounts not contained in the other classifications. Unassigned fund balance is considered to be utilized first when an expenditure is incurred for purposes for which amounts in any of those unrestricted fund balance classifications could be used.

Fund Balance Spending Hierarchy – For all governmental funds except special revenue funds, when restricted, committed, assigned, and unassigned fund balances are combined in a fund, qualified expenditures are paid first from restricted or committed fund balance, as appropriate, then assigned and finally unassigned fund balances.

Expenditures generally are recorded when a liability is incurred, as under accrual accounting. Interest associated with the current fiscal period is considered to be an accrual item and so has been recognized as revenue of the current fiscal period.

Midtown Miami Community Development District
NOTES TO FINANCIAL STATEMENTS
September 30, 2020

NOTE A – SUMMARY OF SIGNIFICANT ACCOUNTING POLICIES (CONTINUED)

2. Measurement Focus and Basis of Accounting (Continued)

b. Fund Financial Statements (Continued)

Governmental Funds (Continued)

Under the current financial resources measurement focus, only current assets and current liabilities are generally included on the balance sheet. The reported fund balance is considered to be a measure of “available spendable resources”. Governmental fund operating statements present increases (revenues and other financing sources) and decreases (expenditures and other financing uses) in net current assets. Accordingly, they are said to present a summary of sources and uses of “available spendable resources” during a period.

Because of their spending measurement focus, expenditure recognition for governmental fund types excludes amounts represented by non-current liabilities. Since they do not affect net current assets, such long-term amounts are not recognized as governmental fund type expenditures or fund liabilities.

Amounts expended to acquire capital assets are recorded as expenditures in the year that resources are expended, rather than as fund assets. The proceeds of long-term debt are recorded as an other financing source rather than as a fund liability.

Debt service expenditures are recorded only when payment is due.

Enterprise Funds

In the fund financial statements, the enterprise fund is presented using the accrual basis of accounting. Revenues are recognized when they are earned and expenses are recognized when the related goods or services are delivered.

Midtown Miami Community Development District
NOTES TO FINANCIAL STATEMENTS
September 30, 2020

NOTE A – SUMMARY OF SIGNIFICANT ACCOUNTING POLICIES (CONTINUED)

2. Measurement Focus and Basis of Accounting (Continued)

b. Fund Financial Statements (Continued)

Enterprise Funds (Continued)

In the fund financial statements, enterprise funds are presented using the economic resources measurement focus. This means that all assets and all liabilities (whether current or non-current) associated with their activity are included on their balance sheets. Enterprise fund operating statements present increases (revenues) and decreases (expenses) in total net position. Enterprise fund operating revenues, such as charges for services, result from exchange transactions associated with the principal activity of the fund. Exchange transactions are those in which each party receives and gives up essentially equal values. Non-operating revenues, such as investment earnings, result from non-exchange transactions or ancillary activities. Amounts paid to acquire capital assets are capitalized as assets in the fund financial statements, rather than reported as expenditures. Proceeds of long-term debt are recorded as a liability in the fund financial statements, rather than as other financing sources.

Amounts paid to reduce long-term indebtedness are reported as a reduction of the related liabilities, rather than as an expense.

3. Basis of Presentation

a. Governmental Major Funds

General Fund – The General Fund is the District's primary operating fund. It accounts for all financial resources of the general government, except those required to be accounted for in another fund.

Debt Service Fund 2014B – Accounts for debt service requirements to retire the special assessment refunding bonds which were issued to refund and retire the Series 2004B bonds. The bonds are secured by a pledge of the pledged revenues, consisting of all revenue received by the District from special assessments levied and collected on all or a portion of the District lands with respect to the Series 2014B Bonds.

Midtown Miami Community Development District
NOTES TO FINANCIAL STATEMENTS
September 30, 2020

NOTE A – SUMMARY OF SIGNIFICANT ACCOUNTING POLICIES (CONTINUED)

3. Basis of Presentation (Continued)

b. Enterprise Major Fund

Parking Garage Fund – The Parking and Transit Fund accounts for the operations of the parking garages, which are funded by proceeds from operations of these facilities, including parking fees.

c. Non-current Governmental Assets/Liabilities

GASB Statement 34 requires that non-current governmental assets, such as land and improvements, and non-current governmental liabilities, such as general obligation bonds and due to developer be reported in the governmental activities column in the government-wide Statement of Net Position.

4. Assets, Liabilities and Net Position or Equity

a. Cash and Investments

Florida Statutes require state and local governmental units to deposit monies with financial institutions classified as "Qualified Public Depositories," a multiple financial institution pool whereby groups of securities pledged by the various financial institutions provide common collateral from their deposits of public funds. This pool is provided as additional insurance to the federal depository insurance and allows for additional assessments against the member institutions, providing full insurance for public deposits.

The District is authorized to invest in those financial instruments as established by Section 218.415, Florida Statutes. The authorized investments consist of:

1. Direct obligations of the United States Treasury;
2. The Local Government Surplus Funds Trust or any intergovernmental investment pool authorized pursuant to the Florida Interlocal Cooperative Act of 1969;
3. Interest-bearing time deposits or savings accounts in authorized qualified public depositories;
4. Securities and Exchange Commission, registered money market funds with the highest credit quality rating from a nationally recognized rating agency.

For purposes of the statement of cash flows, cash equivalents include time deposits, certificates of deposit and all highly liquid debt instruments with original maturities of three months or less and held in a qualified public depository as defined by Chapter 280.02, Florida Statutes.

Midtown Miami Community Development District
NOTES TO FINANCIAL STATEMENTS
September 30, 2020

NOTE A – SUMMARY OF SIGNIFICANT ACCOUNTING POLICIES (CONTINUED)

4. Assets, Liabilities and Net Position or Equity (Continued)

b. Restricted Assets

Certain net position of the District is classified as restricted assets on the statement of net position because their use is limited either by law through constitutional provisions or enabling legislation; or by restrictions imposed externally by creditors. In a fund with both restricted and unrestricted assets, qualified expenses are considered to be paid first from restricted net position and then from unrestricted net position.

c. Capital Assets

Capital assets, which include buildings and improvements, equipment and construction in progress, are reported in the governmental activities column.

The District defines capital assets as assets with an initial, individual cost of \$5,000 or more and an estimated useful life in excess of one year. The valuation basis for all assets is historical cost.

The costs of normal maintenance and repairs that do not add to the value of the asset or materially extend its useful life are not capitalized.

Major outlays for capital assets and improvements are capitalized as projects are constructed. Depreciation of capital assets is computed and recorded by utilizing the straight-line method. Estimated useful lives of the various classes of depreciable capital assets are as follows:

Buildings and improvements	30 years
Machinery and equipment	6-20 years

d. Unamortized Bond Discount

Bond discounts are presented on the government-wide financial statements. The costs are amortized over the life of the bonds using the method of accounting. For financial reporting, the unamortized bond discount is netted against the applicable long-term debt.

e. Budgets

Budgets are prepared and adopted after public hearings for the governmental funds, pursuant to Chapter 190, Florida Statutes. The District utilizes the same basis of accounting for budgets as it does for revenues and expenditures in its various funds. The legal level of budgetary control is at the fund level. All budgeted appropriations lapse at year end. Formal budgets are adopted for the general and debt service funds. As a result, deficits in the budget columns of the accompanying financial statements may occur.

**Midtown Miami Community Development District
NOTES TO FINANCIAL STATEMENTS
September 30, 2020**

NOTE A – SUMMARY OF SIGNIFICANT ACCOUNTING POLICIES (CONTINUED)

4. Assets, Liabilities and Net Position or Equity (Continued)

f. Deferred Outflows/Inflows of Resources

Deferred outflows of resources represent a consumption of net position/fund balance that applies to a future period(s) and so will not be recognized as an outflow of resources (expense/expenditure) until then. The District only has one item that qualifies for reporting in this category. It is the deferred amount on refunding reported on the Statement of Net Position. A deferred amount on refunding results from the difference in the carrying value of refunded debt and its reacquisition price. This amount is deferred and amortized over the shorter of the life of the refunded or refunding debt.

Deferred inflows of resources represent an acquisition of net position that applies to a future reporting period(s) and so will not be recognized as an inflow of resources (revenue) until then. The District only has one item that qualifies for reporting in this category. Unavailable revenues are reported only in the governmental funds balance sheet. This amount is unavailable and recognized as an inflow of resources in the period that amounts become available.

NOTE B – RECONCILIATION OF GOVERNMENT-WIDE AND FUND FINANCIAL STATEMENTS

1. Explanation of Differences Between the Governmental Fund Balance Sheet and the Government-wide Statement of Net Position.

“Total fund balances” of the District’s governmental funds \$3,446,854 differs from “net position” of governmental activities \$(111,716) reported in the Statement of Net Position. This difference primarily results from the long-term economic focus of the Statement of Net Position versus the current financial resources focus of the governmental fund balance sheet. The effect of the differences is illustrated below.

Capital related items

When capital assets (construction in progress) are purchased or constructed, the cost of those assets is reported as expenditures in governmental funds. However, the Statement of Net Position included those capital assets among the assets of the District as a whole.

Construction in progress	\$ 696,627
Buildings and improvements	30,743,784
Machinery and equipment	130,094
Accumulated depreciation	<u>(13,296,327)</u>
Total	<u>\$ 18,274,178</u>

Midtown Miami Community Development District
NOTES TO FINANCIAL STATEMENTS
September 30, 2020

NOTE B – RECONCILIATION OF GOVERNMENT-WIDE AND FUND FINANCIAL STATEMENTS (CONTINUED)

1. Explanation of Differences Between the Governmental Fund Balance Sheet and the Government-wide Statement of Net Position (Continued)

Deferred inflows of resources

Deferred inflows of resources in the Statement of Net Position differ from the amount reported in the government in the governmental funds due to special assessment receivables. Governmental funds financial statements report revenues which are measurable but not available as deferred inflows of resources. However, unavailable revenues in governmental funds are susceptible to full accrual on government-wide financial statements.

Unavailable revenues	\$ <u>398,068</u>
----------------------	-------------------

Long-term debt transactions

Long-term liabilities applicable to the District's governmental activities are not due and payable in the current period and accordingly are not reported as fund liabilities. All liabilities (both current and long-term) are reported in the Statement of Net Position. Balances at September 30, 2020 were:

Bonds payable	\$ <u>(22,150,000)</u>
---------------	------------------------

Bond discount

Bond discount, net of accumulated amortization, are recorded as expenditures at the fund level, and are netted against bonds payable and amortized over the life of the bonds.

Bond discount	\$ 510,035
Accumulated amortization	<u>(140,955)</u>
Net bond discount	<u>\$ 369,080</u>

Accrued interest

Accrued liabilities in the Statement of Net Position differ from the amount reported in governmental funds due to the accrued interest on bonds.

Accrued interest	\$ <u>(449,896)</u>
------------------	---------------------

Midtown Miami Community Development District
NOTES TO FINANCIAL STATEMENTS
September 30, 2020

NOTE B – RECONCILIATION OF GOVERNMENT-WIDE AND FUND FINANCIAL STATEMENTS (CONTINUED)

2. Explanation of Differences Between the Governmental Fund Operating Statements and the Statement of Activities

The “net change in fund balances” for government funds \$115,665 differs from the “change in net position” for governmental activities \$505,506 reported in the Statement of Activities. The differences arise primarily from the long-term economic focus of the Statement of Activities versus the current financial resources focus of the governmental funds. The effect of the differences is illustrated below.

Capital related items

When capital assets that are to be used in governmental activities are purchased or constructed, the resources expended for those assets are reported as expenditures in governmental funds. However, in the Statement of Activities, the costs of those assets is allocated over their estimated useful lives and reported as depreciation. As a result, fund balances decrease by the amount of financial resources expended, whereas net position decrease by the amount of depreciation charged for the year.

Depreciation		\$ (1,030,618)
Capital outlay		<u>189,661</u>
	Total	<u>\$ (840,957)</u>

Long-term debt transactions

Some expenses reported in the Statement of Activities do not require the use of current financial resources, therefore, are not reported as expenditures in governmental funds.

Net change in accrued interest payable	\$ <u>15,380</u>
--	------------------

Bond discount is amortized as a component of interest expense over the life of the debt at the government wide level. This is the current year amortization.

Bond discount amortization	\$ <u>(22,256)</u>
----------------------------	--------------------

Repayments of bond principal are reported as expenditures in the governmental funds and, thus, have the effect of reducing fund balance because current financial resources have been used.

Bond principal payments	\$ <u>865,000</u>
-------------------------	-------------------

Deferred inflows of resources

Deferred inflows of resources reported at the fund level are recognized as revenues in the Statement of Activities.

Net change in deferred inflows of resources	\$ <u>372,674</u>
---	-------------------

Midtown Miami Community Development District
NOTES TO FINANCIAL STATEMENTS
September 30, 2020

NOTE C – CASH AND INVESTMENTS

All deposits are held in qualified public depositories and are included on the accompanying balance sheet as cash and investments.

Custodial Credit Risk – Deposits

Custodial credit risk is the risk that in the event of a bank failure, the District's deposits may not be returned to it. The District does not have a formal deposit policy for custodial credit risk. The District does, however, follow the provisions of Chapter 280, Florida Statutes regarding deposits and investments. As of September 30, 2020, the District's bank balances were \$7,938,242 and the carrying values were \$7,752,398. Exposure to custodial credit risk was as follows. The District maintains all deposits and certificates of deposit in a qualified public depository in accordance with the provisions of Chapter 280, Florida Statutes, which means that all deposits are fully insured by Federal Depositors Insurance or collateralized under Chapter 280, Florida Statutes.

As of September 30, 2020, the District had the following investments and maturities:

Investment	Maturities	Fair Value
First American Government Obligation	44 Days *	\$ 2,508,552
Certificates of Deposit	4/2024-6/2024	1,916,564
Total		\$ 4,425,116
* Weighted Average Maturity		

The District categorizes its fair value measurement within the fair value hierarchy established by generally accepted accounting principles. The fair value is the price that would be received to sell an asset, or paid to transfer a liability, in an orderly transaction between market participants at the measurement date. The hierarchy is based on the valuation inputs used to measure the fair value of the asset. The District uses a market approach in measuring fair value that uses prices and other relevant information generated by market transactions involving identical or similar assets, liabilities, or groups of assets and liabilities.

Assets or liabilities are classified into one of three levels. Level 1 is the most realizable and is based on quoted price for identical assets, or liabilities, in an active market. Level 2 uses significant other observable inputs when obtained quoted prices for identical or similar assets, or liabilities, in markets that are not active. Level 3 is the least reliable and uses significant unobservable inputs that use the best information available under the circumstances which includes the District's own data in measuring unobservable inputs.

The investment in First American Government Obligation and Certificates of Deposit listed above are level 1 assets.

Midtown Miami Community Development District
NOTES TO FINANCIAL STATEMENTS
September 30, 2020

NOTE C – CASH AND INVESTMENTS (CONTINUED)

Investments

The District's investment policy allows management to invest funds in investments permitted under Section 218.415, Florida Statutes.

Interest Rate Risk

The District does not have a formal investment policy that limits investment maturities as a means of managing its exposure to fair value losses arising from increasing interest rates.

Credit Risk

The District's investments in treasury funds, commercial paper, and government loans are limited by state statutory requirements and bond compliance. The District has no investment policy that would further limit its investment choices. The First American Government Obligation Fund was rated AAAM by Standard & Poor's.

Concentration of Credit Risk

The District places no limit on the amount it may invest in any one fund. The investment in First American Government Obligation represents 57% of the District's total investments and the investments in certificates of deposit represent 43%.

The types of deposits and investments and their level of risk exposure as of September 30, 2020 were typical of these items during the fiscal year then ended.

NOTE D – CAPITAL ASSETS

Capital Asset activity for governmental activities for the year ended September 30, 2020 was as follows:

	Balance October 1, 2019	Additions	Deletions	Balance September 30, 2020
<u>Governmental Activities:</u>				
Capital assets				
Construction in progress	\$ 506,966	\$ 189,661	\$ -	\$ 696,627
Building and improvements	30,743,784	-	-	30,743,784
Machinery and equipment	130,094	-	-	130,094
Total Capital Assets	<u>31,380,844</u>	<u>189,661</u>	<u>-</u>	<u>31,570,505</u>
Less accumulated depreciation for:				
Building improvements	(12,183,322)	(1,024,793)	-	(13,208,115)
Machinery and equipment	(82,387)	(5,825)	-	(88,212)
Total Accumulated Depreciation	<u>(12,265,709)</u>	<u>(1,030,618)</u>	<u>-</u>	<u>(13,296,327)</u>
Total Capital, Net	<u>\$ 19,115,135</u>	<u>\$ (840,957)</u>	<u>\$ -</u>	<u>\$ 18,274,178</u>

Depreciation of \$1,030,618 was charged to physical environment.

Midtown Miami Community Development District
NOTES TO FINANCIAL STATEMENTS
September 30, 2020

NOTE D – CAPITAL ASSETS (CONTINUED)

The following is a summary of changes in the Parking and Transit Fund capital assets for the year ended September 30, 2020.

	Balance October 1, 2019	Additions	Deletions	Balance September 30, 2020
<u>Business-type Activities:</u>				
Capital assets, being depreciated:				
Building and improvements	\$ 63,555,028	\$ -	\$ -	\$ 63,555,028
Machinery and equipment	219,520	-	-	219,520
Total Capital Assets, Being Depreciated	<u>63,774,548</u>	<u>-</u>	<u>-</u>	<u>63,774,548</u>
Less accumulated depreciation for:				
Building and improvements	(27,427,899)	(2,118,501)	-	(29,546,400)
Machinery and equipment	(73,341)	(21,839)	-	(95,180)
Total Accumulated Depreciation	<u>(27,501,240)</u>	<u>(2,140,340)</u>	<u>-</u>	<u>(29,641,580)</u>
Total Capital Assets Being Depreciated, Net	<u>\$ 36,273,308</u>	<u>\$ (2,140,340)</u>	<u>\$ -</u>	<u>\$ 34,132,968</u>

Depreciation of \$2,140,340 was charged to parking garage.

NOTE E – LONG-TERM DEBT

The following is a summary of debt activity for the District for the year ended September 30, 2020:

	Balance October 1, 2019	Additions	Reductions	Balance September 30, 2020
<u>Governmental Activities:</u>				
Bonds payable:				
Series 2014B	\$ 23,015,000	\$ -	\$ (865,000)	\$ 22,150,000
Series 2014B Bond Discount	(391,336)	-	22,256	(369,080)
Bonds Payable, Net	<u>\$ 22,623,664</u>	<u>\$ -</u>	<u>\$ (842,744)</u>	<u>\$ 21,780,920</u>
<u>Business-Type Activities:</u>				
Bonds payable:				
Series 2014A	\$ 55,565,000	\$ -	\$ (2,050,000)	\$ 53,515,000
Series 2014A Bond Discount	(941,581)	-	53,550	(888,031)
Bonds Payable, Net	<u>\$ 54,623,419</u>	<u>\$ -</u>	<u>\$ (1,996,450)</u>	<u>\$ 52,626,969</u>

Midtown Miami Community Development District
NOTES TO FINANCIAL STATEMENTS
September 30, 2020

NOTE E – LONG-TERM DEBT (CONTINUED)

Long-term debt for Governmental Activities is comprised of the following:

Special Assessment Bonds

\$26,970,000 Special Assessment Refunding, Series 2014B due in annual principal installments, beginning May 1, 2016. Interest is due semi-annually on May 1 and November 1, beginning November 1, 2014, at rates of 4.25% to 5%.

\$ 22,150,000

The annual requirements to amortize the principal and interest of bonded debt outstanding as of September 30, 2020 are as follows:

Year Ending September 30,	Governmental Activities		
	Principal	Interest	Total
2021	\$ 865,000	\$ 1,079,750	\$ 1,944,750
2022	905,000	1,042,988	1,947,988
2023	945,000	1,004,526	1,949,526
2024	985,000	964,362	1,949,362
2025	1,035,000	922,500	1,957,500
2026-2030	6,020,000	3,781,750	9,801,750
2031-2035	7,725,000	2,115,000	9,840,000
2036-2037	3,670,000	277,500	3,947,500
Totals	\$ 22,150,000	\$ 11,188,376	\$ 33,338,376

Depository Funds – The bond resolution establishes certain funds and determines the order in which revenues are to be deposited into these funds. A description of the significant funds, including their purposes, is as follows:

1. Reserve Fund – The 2014B Reserve Account is funded from the proceeds of the Series 2014B Bond in an amount equal to the lesser of 10% of the outstanding principal amount of the Bonds or the total principal and interest payments for the calendar year. Monies held in the reserve accounts will be used only for the purposes established in the Trust Indenture. Reserve fund requirements as of September 30, 2020 are as follows:

	Reserve Balance	Reserve Requirement
Special Assessment Bonds, Series 2014B	\$ 1,071,353	\$ 978,541

Midtown Miami Community Development District
NOTES TO FINANCIAL STATEMENTS
September 30, 2020

NOTE E – LONG-TERM DEBT (CONTINUED)

Long-term debt for Business-type Activities is comprised of the following:

Special Assessment and Revenue Bonds

\$64,875,000 Special Assessment and Revenue Refunding Bonds, Series 2014A due in annual principal installments, beginning May 1, 2015. Interest is due semi-annually on May 1 and November 1, beginning November 1, 2014, at rates of 4.25% to 5%.

\$ 53,515,000

The annual requirements to amortize the principal and interest of bonded debt outstanding as of September 30, 2020 are as follows:

Year Ending September 30,	Business-type Activities		
	Principal	Interest	Total
2021	\$ 2,105,000	\$ 2,608,400	\$ 4,713,400
2022	2,195,000	2,518,938	4,713,938
2023	2,290,000	2,425,650	4,715,650
2024	2,390,000	2,328,113	4,718,113
2025	2,500,000	2,226,750	4,726,750
2026-2030	14,560,000	9,122,000	23,682,000
2031-2035	18,620,000	5,099,750	23,719,750
2036-2037	8,855,000	669,750	9,524,750
Totals	\$ 53,515,000	\$ 26,999,351	\$ 80,514,351

Midtown Miami Community Development District
NOTES TO FINANCIAL STATEMENTS
September 30, 2020

NOTE E – LONG-TERM DEBT (CONTINUED)

SUMMARY OF SIGNIFICANT BONDS RESOLUTION TERMS AND COVENANTS

Depository Funds – The bond resolution establishes certain funds and determines the order in which revenues are to be deposited into these funds. A description of the significant funds, including their purposes, is as follows:

1. Reserve Fund – The 2014A Reserve Account is funded from the proceeds of the Series 2014A Bond in an amount equal to the lesser of 10% of the outstanding principal amount of the Bonds or the total principal and interest payments for the calendar year. Monies held in the reserve accounts will be used only for the purposes established in the Trust Indenture. Reserve fund requirements as of September 30, 2020 are as follows:

	Reserve Balance	Reserve Requirement
Special Assessment and Revenue Bonds, Series 2014A	\$ 1,121,765	\$1,000,000

NOTE F – ECONOMIC DEPENDENCY AND RELATED PARTIES

Part of the District’s special assessment revenue comes from the Developers. A change in developers may have a materially adverse effect on the District’s operations unless replaced with a developer of equal or greater credit worthiness. At September 30, 2020, the developers held the majority of the assessable property located within District boundaries.

In addition to the aforementioned economic dependency, the Board of Supervisors include employees of the Developers, or their affiliates. During the fiscal year ended September 30, 2020, payments to the developers totaled \$16,667.

Midtown Miami Community Development District
NOTES TO FINANCIAL STATEMENTS
September 30, 2020

NOTE G – RISK MANAGEMENT

The government is exposed to various risks of loss related to torts; theft of, damage to and destruction of assets; errors and omissions; and natural disasters for which the government carries commercial insurance. For the year ended September 30, 2020, the District held insurance policies with aggregate general liability coverage of \$1,000,000. Settled claims from these risks have not exceeded commercial insurance coverage over the past three years.

NOTE H – INTERFUND ACTIVITY

Interfund balances at September 30, 2020, consisted of the following:

<u>Receivable Fund</u>	<u>Payable Funds</u>		<u>Total</u>
	<u>Governmental Funds</u>		
	General Fund	Debt Service Fund 2014	
Governmental Funds:			
General Fund	\$ -	\$ 3,548	\$ 3,548
Enterprise Fund			
Parking Garage Fund	3,177,582	10,196	3,187,778
	<u>\$ 3,177,582</u>	<u>\$ 13,744</u>	<u>\$ 3,191,326</u>

Due from General Fund to Enterprise Fund is related to payroll expenses paid by the Enterprise Fund. Due from Debt Service Fund to General Fund is related to expenditures paid out by the General Fund on behalf of the Debt Service Fund.

Interfund transfers for the year ended September 30, 2020, consisted of the following:

<u>Transfers In</u>	<u>Transfers Out</u>
	<u>Enterprise Fund</u>
	Parking <u>Garage Fund</u>
Governmental Fund:	
Debt Service Fund	<u>\$ 1,403,772</u>

Transfers from the Enterprise Fund to the Debt Service Fund and is related to estimated expenditures exceeding estimated revenues in the Debt Service Fund.



Berger, Toombs, Elam, Gaines & Frank

Certified Public Accountants PL

600 Citrus Avenue
Suite 200
Fort Pierce, Florida 34950

772/461-6120 // 461-1155
FAX: 772/468-9278

INDEPENDENT AUDITOR'S REPORT ON INTERNAL CONTROL OVER FINANCIAL REPORTING AND ON COMPLIANCE AND OTHER MATTERS BASED ON AN AUDIT OF FINANCIAL STATEMENTS PERFORMED IN ACCORDANCE WITH GOVERNMENT AUDITING STANDARDS

To the Board of Supervisors
Midtown Miami Community Development District
Miami-Dade County, Florida

We have audited, in accordance with the auditing standards generally accepted in the United States of America and the standards applicable to financial audits contained in *Government Auditing Standards* issued by the Comptroller General of the United States, the financial statements of Midtown Miami Community Development District, as of and for the year ended September 30, 2020, and the related notes to the financial statements, and have issued our report thereon dated June 11, 2021.

Internal Control Over Financial Reporting

In planning and performing our audit, we considered Midtown Miami Community Development District's internal control over financial reporting (internal control) as a basis for designing audit procedures that are appropriate in the circumstances for the purpose of expressing our opinions on the financial statements, but not for the purpose of expressing an opinion on the effectiveness of Midtown Miami Community Development District's internal control. Accordingly, we do not express an opinion on the effectiveness of Midtown Miami Community Development District's internal control.

A *deficiency in internal control* exists when the design or operation of a control does not allow management or employees, in the normal course of performing their assigned functions, to prevent, or detect and correct misstatements on a timely basis. A *material weakness* is a deficiency, or combination of deficiencies, in internal control, such that there is a reasonable possibility that a material misstatement of the entity's financial statements will not be prevented, or detected and corrected on a timely basis. A *significant deficiency* is a deficiency, or a combination of deficiencies, in internal control that is less severe than a material weakness, yet important enough to merit attention by those charged with governance.

Our consideration of internal control was for the limited purpose described in the first paragraph of this section and was not designed to identify all deficiencies in internal control that might be material weaknesses or significant deficiencies. Given these limitations, during our audit we did not identify any deficiencies in internal control that we consider to be material weaknesses. However, material weaknesses may exist that have not been identified.



Board of Supervisors
Midtown Miami Community Development District

Compliance and Other Matters

As part of obtaining reasonable assurance about whether Midtown Miami Community Development District's financial statements are free of material misstatement, we performed tests of its compliance with certain provisions of laws, regulations, contracts, and grant agreements, noncompliance with which could have a direct and material effect on the determination of financial statement amounts. However, providing an opinion on compliance with those provisions was not an objective of our audit, and accordingly, we do not express such an opinion. The results of our tests disclosed no instances of noncompliance or other matters that are required to be reported under *Government Auditing Standards*.

Purpose of this Report

The purpose of this report is solely to describe the scope of our testing of internal control and compliance and the results of that testing, and not to provide an opinion on the effectiveness of the entity's internal control or on compliance. This report is an integral part of an audit performed in accordance with *Government Auditing Standards* in considering the entity's internal control and compliance. Accordingly, this communication is not suitable for any other purpose.

*Berger Toombs Elam
Gaines + Frank*

Berger, Toombs, Elam, Gaines & Frank
Certified Public Accountants PL
Fort Pierce, Florida

June 11, 2021



Berger, Toombs, Elam, Gaines & Frank

Certified Public Accountants PL

600 Citrus Avenue
Suite 200
Fort Pierce, Florida 34950

772/461-6120 // 461-1155
FAX: 772/468-9278

MANAGEMENT LETTER

To the Board of Supervisors
Midtown Miami Community Development District
Miami Dade County, Florida

Report on the Financial Statements

We have audited the financial statements of the Midtown Miami Community Development District as of and for the year ended September 30, 2020, and have issued our report thereon dated June 11, 2021.

Auditor's Responsibility

We conducted our audit in accordance with auditing standards generally accepted in the United States; the standards applicable to financial audits contained in *Government Auditing Standards*, issued by the Comptroller General of the United States and Chapter 10.550, Rules of the Florida Auditor General.

Other Reports and Schedule

We have issued our Independent Auditor's Report on Internal Control over Financial Reporting and on Compliance and Other Matters Based on an Audit of Financial Statements Performed in Accordance with *Government Auditing Standards* and our Independent Auditor's Report on an examination conducted in accordance with AICPA Professionals Standards, AT-C Section 315 regarding compliance requirements in accordance with Chapter 10.550, Rules of the Auditor General. Disclosures in that report, which is dated June 11, 2021, should be considered in conjunction with this management letter.

Prior Audit Findings

Section 10.554(1)(i)1., Rules of the Auditor General, requires that we determine whether or not corrective actions have been made to address findings and recommendations made in the preceding financial audit report. The following finding was made in the prior financial audit report.

Finding 2012-01

Finding: The District continues to report a net position deficit in the Enterprise Fund for which sufficient resources were not available to cover the deficit.



To the Board of Supervisors
Midtown Miami Community Development District

Management Response: The net position deficit is attributable to the fact that depreciation occurs at a faster rate than the current principal reduction payments on the bonds. As well, the District has a strong cash position as revenues substantially exceed expenses less depreciation, which is a non-cash item.

Current Status: There is still a net position deficit at September 30, 2020.

Financial Condition

Section 10.554(1)(i)5.a. and 10.556(7), Rules of the Auditor General, requires us to apply appropriate procedures and communicate the results of our determination as to whether or not Midtown Miami Community Development District has met one or more of the conditions described in Section 218.503(1), Florida Statutes, and to identify the specific conditions met. In connection with our audit, we determined that the Midtown Miami Community Development District did not meet any of the conditions described in Section 218.503(1), Florida Statutes.

Pursuant to Sections 10.554(1)(i)5.b. and 10.556(8), Rules of the Auditor General, we applied financial conditions assessment procedures as of September 30, 2020 for the Midtown Miami Community Development District. It is management's responsibility to monitor the Midtown Miami Community Development District's financial condition; our financial condition assessment was based in part on the representations made by management and the review of the financial information provided by the same.

Section 10.554(1)(i)2., Rules of the Auditor General, requires that we communicate any recommendations to improve financial management. In connection with our audit, we did not have any such recommendations.

Additional Matters

Section 10.554(1)(i)3., Rules of the Auditor General, requires us to communicate noncompliance with provisions of contracts or grant agreements, or abuse, that have occurred, or are likely to have occurred, that have an effect on the financial statements that is less than material but which warrants the attention of those charged with governance. In connection with our audit, we did not note any such findings.



Berger, Toombs, Elam,
Gaines & Frank
Certified Public Accountants PL

To the Board of Supervisors
Midtown Miami Community Development District

Purpose of this Letter

Our management letter is intended solely for the information and use of the Legislative Auditing Committee, members of the Florida Senate and the Florida House of Representatives, the Florida Auditor General, Federal and other granting agencies, the Board of Supervisors, and applicable management, and is not intended to be and should not be used by anyone other than these specified parties.

*Berger Toombs Elam
Gaines + Frank*

Berger, Toombs, Elam, Gaines & Frank
Certified Public Accountants PL
Fort Pierce, Florida

June 11, 2021



**Berger, Toombs, Elam,
Gaines & Frank**

Certified Public Accountants PL

600 Citrus Avenue
Suite 200
Fort Pierce, Florida 34950

772/461-6120 // 461-1155
FAX: 772/468-9278

**INDEPENDENT ACCOUNTANT'S REPORT/COMPLIANCE
WITH SECTION 218.415, FLORIDA STATUTES**

To the Board of Supervisors
Midtown Miami Community Development District
Miami-Dade County, Florida

We have examined Midtown Miami Community Development District's compliance with Section 218.415, Florida Statutes during the year ended September 30, 2020. Management is responsible for Midtown Miami Community Development District's compliance with those requirements. Our responsibility is to express an opinion on Midtown Miami Community Development District's compliance based on our examination.

Our examination was conducted in accordance with attestation standards established by the American Institute of Certified Public Accountants and, accordingly, included examining, on a test basis, evidence about Midtown Miami Community Development District's compliance with those requirements and performing such other procedures as we considered necessary in the circumstances. We believe that our examination provides a reasonable basis for our opinion. Our examination does not provide a legal determination on Midtown Miami Community Development District's compliance with the specified requirements.

In our opinion, Midtown Miami Community Development District complied, in all material respects, with the aforementioned requirements during the year ended September 30, 2020.

*Berger Toombs Elam
Gaines + Frank*

Berger, Toombs, Elam, Gaines & Frank
Certified Public Accountants PL
Fort Pierce, Florida

June 11, 2021

**MIDTOWN MIAMI
COMMUNITY DEVELOPMENT DISTRICT**

6

RESOLUTION 2021-08

A RESOLUTION OF THE BOARD OF SUPERVISORS OF THE MIDTOWN MIAMI COMMUNITY DEVELOPMENT DISTRICT HEREBY ACCEPTING THE AUDITED ANNUAL FINANCIAL REPORT FOR THE FISCAL YEAR ENDED SEPTEMBER 30, 2020

WHEREAS, the District’s Auditor, Berger, Toombs, Elam, Gaines & Frank, has heretofore prepared and submitted to the Board, for accepting, the District’s Audited Annual Financial Report for Fiscal Year 2020;

NOW, THEREFORE BE IT RESOLVED BY THE BOARD OF SUPERVISORS OF THE MIDTOWN MIAMI COMMUNITY DEVELOPMENT DISTRICT;

1. The Audited Annual Financial Report for Fiscal Year 2020, heretofore submitted to the Board, is hereby accepted for Fiscal Year 2020, for the period ending September 30, 2020; and
2. A verified copy of said Audited Annual Financial Report for Fiscal Year 2020 shall be attached hereto as an exhibit to this Resolution, in the District’s “Official Record of Proceedings”.

PASSED AND ADOPTED this 14th day of September, 2021.

**MIDTOWN MIAMI COMMUNITY
DEVELOPMENT DISTRICT**

Secretary/Assistant Secretary

Chair/Vice Chair, Board of Supervisors

**MIDTOWN MIAMI
COMMUNITY DEVELOPMENT DISTRICT**

7



PROPOSAL

August 14, 2021

Tariq Bayzid
Midtown Miami CDD
3401 N. Miami Ave
Miami, FL 33127

Attn: Tariq Bayzid

Shops at Midtown Miami

Restocon Corporation is pleased to provide the following proposal based on information provided by the Owner. Restocon proposes to provide supervision, labor, material and equipment for repairs defined by the scope below on the above referenced facility in accordance with all applicable codes and standards including OSHA, ACI, ICRI and the material manufacturer's standard procedures.

1. DEFINITIONS

Owner – *The "Owner" is defined as the aforementioned facilities property owner or any agent specifically designated by the "Owner". If this proposal is presented to a General Contractor, "Owner" shall mean "General Contractor".*

Restocon – *"Restocon Corporation" shall be known as "Restocon" throughout this proposal.*

Proposal – *"Proposal" refers to the entire contents of this document as presented to the Owner initially by Restocon.*

Scope – *"Scope" refers to the terms defined in the project documents or this sole proposal.*

Project Documents – *"Project Documents" refers to the documents provided by the Owner as defined above. This normally includes, but is not limited to, Project specific Drawings and/or Specifications as provided by a Project Engineer/Architect.*

2. REQUIRED DATA AND OTHER INFORMATION

Prior to starting work, Restocon will gather all data and drawings required for submittal purposes for the repairs to the aforementioned facility. Any documentation provided to Restocon that defines the scope of work such as project specific drawings and specifications provided by the Owner or Project Engineer/Architect are to become a part of any contract, sub-contract or purchase order agreement made.

3. SCHEDULE

Upon your execution of this proposal and issuance of a "Notice To Proceed" by the Owner, we will proceed according to a mutually agreed upon schedule determined between the Owner and Restocon; and will undertake to furnish sufficient labor, materials, and equipment to complete the work.

Tampa Branch
813-643-2202
#GCC057948

Historical & Façade Division
813-643-2202
#GCC057948
#CCC057569

Houston Branch
281-372-0203
32042556673



This proposal is based on the assumption that normal weekly working hours of 8:00am - 5:00pm from Monday - Friday are permitted and that all work can be completed during one mobilization.

In the event that we cannot start the job by the end of the first quarter 2021, because of delays of any nature which are caused by the Owner or other contractor employed by him or other circumstances over which we have no control, the contract price may be renegotiated to reflect any increased costs.

4. INSURANCE AND BONDS

We hereby certify that we have complete Workers' Compensation Insurance, and that we carry adequate Liability and Property Damage Insurance as required by the State of Florida. A certificate will be furnished by our insuring agency upon request. Builders' Risk Insurance and bonds can be provided for an additional cost and is not included in this proposal.

5. SERVICES BY RESTOCOCON

Furnish all supervision, labor, material, and equipment required to complete the scope of work, except as noted in Paragraph six (6). The services to be furnished are specifically:

- Secure building permit
- Mobilize (project to be completed in four (4) phases)
- Shotblast "bead blast" deck to receive new coating
- Install Lymtal 750 primer with MEK (recoat primer)
- Install Lymtatl 750 TC AR at rate of 90 sf/gal with aggregate
- Install Lymtatl 750 TC AL at rate of 90 sf/gal with aggregate
- Re-stripe all existing traffic markings
- Perform water test to close out building permit
- Clean up and demobilize

6. MATERIALS AND SERVICES FURNISHED BY OTHERS

It is understood that the following services shall be provided by others:

- Adequate access to the work area including open storage space for our vehicles, equipment and materials, conveniently located nearby.
- A continuous supply of potable water under minimum pressure for the use of the crew within 100 feet of the work area.
- Any architectural/engineering fees as may be required for the work.
- Restroom for Restocon Personnel.
- Dumpster for Restocon Waste.



7. BACK CHARGES AND CLAIMS FOR EXTRAS

No claim for extra services rendered or materials furnished will be valid by either party unless written notice thereof is given during the first ten (10) days of the calendar month following that in which the claim originated. All claims for extras shall carry an allowance for overhead and profit.

8. DELAYS

It is agreed that Restocon shall be permitted to execute our work without interruption. If delayed at any time for a period of twenty-four (24) hours or more by an act or neglect of the Owner or by reason of any changes ordered in the work, we shall be reimbursed for our actual additional expense caused by such delay plus eighteen percent (18%) for overhead.

9. LABOR

This proposal is predicated on open-shop labor conditions, using our own personnel. If we are required to employ persons of an affiliation desirable to the owner or other contractor employed by him or the general contractor thereby resulting in increased costs to us, the contract price shall be adjusted accordingly. Such requirement shall not provide that Restocon sign a contract with any labor organization. In the event of a labor stoppage, we shall not be in default or be deemed responsible for delay of the progress of this contract or damage to the owner or the contractor so long as Restocon has sufficient qualified employees available to perform the work.

10. QUOTATION

We are prepared to carry out this work in accordance with the foregoing for the lump sum price of:

\$ 492,500.00 (Four Hundred Ninety Two Thousand Five Hundred Dollars)

11. TERMS

Monthly progress billings will occur on the twenty-fifth (25th) of each month with work items being billed as a percentage of completion for that pay period. The Owner has five (5) days from date of invoice to accept or decline billing and thirty (30) days from date of invoice to pay.

Final payment, including any retention, shall be made within thirty (30) days of the completion of the work. The Owner shall pay interest at the maximum permitted by Federal and State law on any overdue amounts.

12. CONSULTATION AND LIMITATIONS

If the Owner wishes to have any additional repairs or remediation performed, it shall authorize such work in writing and pay standard charges for such work as approved prior to starting.

It is agreed that the venue for any litigation under this Agreement shall be in Hillsborough County, Florida. Any reasonable attorney's fees and costs through any appeal shall be borne by the party at fault.



This proposal/bid was prepared in reliance on information provided to Restocon by the Owner, the Owner's agents, representatives, consultants and/or others acting on behalf of the Owner, and certain assumptions when preparing this proposal/bid were based on the information provided to Restocon and/or information which was reasonably available to Restocon at the time the proposal/bid was prepared. These assumptions are noted in this proposal/bid. Restocon expressly reserves the right to alter, modify, change or rescind this proposal/bid if Restocon determines that the information provided for the purpose of preparing this proposal/bid, or any of the assumptions that were based on the information reasonably available, are inaccurate.

13. GUARANTEE

Restocon guarantees its workmanship and materials on its work covered in this Proposal for a period of five years after completion of its work. Prior to leaving the location, Restocon personnel will perform a walk through with the responsible party overseeing our work for the Owner or his Agent. In case any defects in workmanship or materials appear within the five-year period after completion of the work, Restocon shall promptly make repairs at its own expense upon written notice by the Owner or Contractor that such defects have been found. This guaranty is limited to defects in workmanship and materials provided by Restocon and does not cover ordinary wear and tear or for damage resulting from negligent or inappropriate use and acts of God.

14. DISCLAIMER

The information transmitted in this document is intended only for the person or entity to which it is addressed and may contain confidential and/or privileged material. Any review, retransmission, dissemination or other use of, or taking of any action in reliance upon this information by persons or entities other than the intended recipient is prohibited. If you received this document or message containing this document in error, please contact the sender and delete the material from all computers.

15. EXHIBITS

N/A

16. ACCEPTANCE

This Proposal shall remain valid for thirty (30) days from the date tender is made, upon which time it will expire without notice of termination. If this proposal is not accepted within thirty (30) days, Restocon reserves the right to revise the terms of the proposal to account for price increases in materials required for the project. The amount of this proposal has been calculated based on the prices of project materials on the date of this proposal. However, the market for the materials specified for this project is volatile, and sudden price increases could occur. If, from the time of acceptance of this proposal, the price of any material specified for this project significantly increases, through no fault of the contractor, the proposal amount shall be equitably adjusted by an amount necessary to cover any such significant price increases. As used herein, a significant price increase shall mean any increase in price exceeding 3% experienced by contractor. Contractor agrees to make a good faith effort to obtain the lowest reasonable price from Contractor's material suppliers. Any claim by



Contractor for a price increase, as provided above, shall require written notice by Contractor to Owner stating the increased cost, the material or materials in question, and the source of supply, supported by invoices or bills of sale. We reserve the right after that period to amend our pricing to reflect our changing schedules and costs. The return of a copy of this proposal to this company sent via postal to:

RESTOCON CORPORATION (ATTN:Michael Matthews)
337 N. Falkenburg Rd, Tampa, FL 33619

OR VIA EMAIL TO ALL RECIPIENTS BELOW:

mmatthews@restocon.com

with your acceptance endorsed thereon within the time aforesaid will constitute a contract between us. This proposal shall be made a part of any subcontract agreement or purchase order generated for the referenced project.

Sincerely,
Restocon Corporation

Michael Matthews

Michael Matthews
Southeast Regional Manager

Tampa Branch
813-643-2202
#GCC057948

Historical & Façade Division
813-643-2202
#GCC057948
#CCC057569

Houston Branch
281-372-0203
32042556673

**MIDTOWN MIAMI
COMMUNITY DEVELOPMENT DISTRICT**

8

**MIDTOWN MIAMI
COMMUNITY DEVELOPMENT DISTRICT
FINANCIAL STATEMENTS
UNAUDITED
JULY 31, 2021**

**MIDTOWN MIAMI
COMMUNITY DEVELOPMENT DISTRICT
TABLE OF CONTENTS**

Description	Page Number(s)
BASIC FINANCIAL STATEMENTS	
Fund Financial Statements:	
<i>Governmental Funds</i>	
Balance Sheet - Governmental Funds	1
Statement of Revenues, Expenditures and Changes in Fund Balances:	
General Fund	2 - 3
Debt Service Fund: Series 2014B	4
 <i>Proprietary Fund - Parking Garage</i>	
Statement of Net Position	5
Statement of Revenues, Expenses and Changes in Net Position	6 - 7
 SUPPORT SCHEDULES	
Lanier Parking Services P&L Data from Invoices:	
Combined - Year-to-Date	8 - 9
North Block - Per Month	10-11
South Block - Per Month	12
Mid-Block East - Per Month	13
Off-Street Parking - Per Month	14

**MIDTOWN MIAMI
COMMUNITY DEVELOPMENT DISTRICT
BALANCE SHEET
GOVERNMENTAL FUNDS
JULY 31, 2021**

	Governmental Funds		Total
	General	Debt Service Series 2014B	Governmental Funds
ASSETS			
Wells Fargo - operating	\$ 3,252,159	\$ -	\$ 3,252,159
Finemark	125,007	-	125,007
Finemark - ICS	834,882	-	834,882
Iberia	251,597	-	251,597
Accounts receivable	10	36	46
Due from governmental funds			
General fund	-	4,969	4,969
Investments			
Reserve B	-	1,048,838	1,048,838
Revenue B	-	555,979	555,979
Prepayment B	-	1,917	1,917
Prepaid expense	42,183	-	42,183
Assessments receivable	1,853	-	1,853
Deposits	4,550	-	4,550
Due from contractor	930	-	930
Due from Site Centers	302,981	-	302,981
Due from other	6,566	-	6,566
Total assets	<u>\$ 4,822,718</u>	<u>\$ 1,611,739</u>	<u>\$ 6,434,457</u>
LIABILITIES			
Liabilities:			
Accounts payable	\$ 14,600	\$ -	\$ 14,600
Credit card payable	1,106	-	1,106
Restroom deposits	250	-	250
Due to governmental funds			
Debt service - 2014B	4,969	-	4,969
Due to enterprise fund	2,171,828	10,196	2,182,024
Due to Developer	75	-	75
Total liabilities	<u>2,192,828</u>	<u>10,196</u>	<u>2,203,024</u>
DEFERRED INFLOWS OF RESOURCES			
Unearned revenue	-	7,542	7,542
Deferred receipts	299,951	36	299,987
Total deferred inflows of resources	<u>299,951</u>	<u>7,578</u>	<u>307,529</u>
FUND BALANCES			
Restricted for:			
Debt service	-	1,593,965	1,593,965
Assigned			
3 months working capital	612,464	-	612,464
Disaster recovery	150,000	-	150,000
Unassigned	1,567,475	-	1,567,475
Total fund balances	<u>2,329,939</u>	<u>1,593,965</u>	<u>3,923,904</u>
Total liabilities, deferred inflows of resources and fund balances	<u>\$ 4,822,718</u>	<u>\$ 1,611,739</u>	<u>\$ 6,434,457</u>

**MIDTOWN MIAMI
COMMUNITY DEVELOPMENT DISTRICT
STATEMENT OF REVENUES, EXPENDITURES,
AND CHANGES IN FUND BALANCES
GENERAL FUND
FOR THE PERIOD ENDED JULY 31, 2021**

	Current Month	Year to Date	Budget	% of Budget
REVENUES				
Assessments: on-roll (net of discounts)	\$ -	\$ 357,408	\$ 353,916	101%
Assessments: off-roll	-	2,439,962	2,350,698	104%
Interest & miscellaneous	36	6,625	708	936%
Total revenues	<u>36</u>	<u>2,803,995</u>	<u>2,705,322</u>	104%
EXPENDITURES				
Administrative				
Supervisors	-	1,600	12,000	13%
FICA	-	123	918	13%
Engineering	150	9,270	15,000	62%
Consulting services	840	4,737	57,500	8%
Legal	2,550	16,070	60,000	27%
Management	4,978	49,781	59,737	83%
Assessment roll preparation	374	3,738	4,486	83%
Audit	8,350	8,350	8,300	101%
Postage	-	98	600	16%
Insurance	-	50,530	52,457	96%
Property insurance	-	-	2,800	0%
Worker's compensation	-	3,038	1,953	156%
Printing and binding	50	500	600	83%
Legal advertising	-	-	1,250	0%
Bank charges	-	-	1,008	0%
Property taxes	-	9	200	5%
Assessment collection (tax collector)	-	3,059	3,687	83%
ADA website compliance	-	-	210	0%
Web hosting	-	705	705	100%
Annual filing fee	-	175	175	100%
Total administrative	<u>17,292</u>	<u>151,783</u>	<u>283,586</u>	54%
Field				
Salaries	8,608	97,253	109,695	89%
Contracts:				
Fountain	260	2,440	4,000	61%
Janitorial	32,215	315,955	415,000	76%
Security services	47,166	438,097	679,000	65%
Street sweeping	4,305	44,403	53,500	83%
Landscape	22,957	255,789	300,000	85%
Road cleaning	1,350	12,150	17,500	69%
Air conditioning	196	1,764	4,500	39%
Pest control	360	3,600	6,000	60%
Other services	-	-	720	0%
Waste removal	878	8,456	10,000	85%
Telephone	311	3,364	10,000	34%
Electricity	2,176	19,317	68,000	28%

**MIDTOWN MIAMI
COMMUNITY DEVELOPMENT DISTRICT
STATEMENT OF REVENUES, EXPENDITURES,
AND CHANGES IN FUND BALANCES
GENERAL FUND
FOR THE PERIOD ENDED JULY 31, 2021**

	Current Month	Year to Date	Budget	% of Budget
Utilities:				
Irrigation	23,692	82,571	72,000	115%
Rentals: general	-	9,650	10,000	97%
Repairs & maintenance:				
General	3,155	26,303	75,000	35%
Air conditioning	-	-	4,500	0%
Buildings	-	3,900	30,000	13%
Electrical	8,871	42,712	80,000	53%
Grounds	2,430	59,675	90,000	66%
Irrigation	176	23,150	25,000	93%
Plant replacement	1,792	71,568	80,000	89%
Signage	-	-	2,000	0%
Printing and binding	-	-	600	0%
Holiday decorations	-	88,671	80,000	111%
Radio	-	2,680	3,000	89%
Licenses & permits	-	300	750	40%
Security	2,632	18,070	25,000	72%
Office & operating supplies	343	5,585	18,000	31%
Office equipment	-	-	3,000	0%
Capital projects	-	-	50,000	0%
Light fixtures - landscaping	-	-	30,000	0%
Midtown community park	-	254,719	25,000	1019%
Contingencies	-	21,684	40,000	54%
Total field operations	<u>163,873</u>	<u>1,913,826</u>	<u>2,421,765</u>	79%
Total expenditures	<u>181,165</u>	<u>2,065,609</u>	<u>2,705,351</u>	76%
Excess/(deficiency) of revenues over/(under) expenditures	(181,129)	738,386	(29)	
Fund balances - beginning	<u>2,511,068</u>	<u>1,591,553</u>	<u>1,401,611</u>	
Committed				
Assigned				
3 months working capital	676,338	676,338	676,338	
Disaster recovery	150,000	150,000	150,000	
Unassigned	<u>1,503,601</u>	<u>1,503,601</u>	<u>575,244</u>	
Fund balance - ending	<u><u>\$2,329,939</u></u>	<u><u>\$2,329,939</u></u>	<u><u>\$1,401,582</u></u>	

**MIDTOWN MIAMI
COMMUNITY DEVELOPMENT DISTRICT
STATEMENT OF REVENUES, EXPENDITURES,
AND CHANGES IN FUND BALANCES
DEBT SERVICE FUND SERIES 2014B
FOR THE PERIOD ENDED JULY 31, 2021**

	Current Month	Year to Date	Budget	% of Budget
REVENUES				
Assessments: on-roll (net of discounts)	\$ -	\$ 100,925	\$ 159,193	63%
Assessments: off-roll	-	619,759	822,183	75%
Interest and miscellaneous	(6,101)	874	-	N/A
Total revenues	<u>(6,101)</u>	<u>721,558</u>	<u>981,376</u>	74%
Debt service				
Principal	-	865,000	865,000	100%
Interest	-	1,079,750	1,079,750	100%
Total debt service	<u>-</u>	<u>1,944,750</u>	<u>1,944,750</u>	100%
Administration				
Trustee fees	-	3,408	3,163	108%
Assessment services	416	4,161	4,993	83%
Arbitrage calculation	500	3,500	600	583%
Dissemination agent	1,000	1,000	1,000	100%
Tax collector	-	863	1,658	52%
Total administration	<u>1,916</u>	<u>12,932</u>	<u>11,414</u>	113%
Total expenditures	<u>1,916</u>	<u>1,957,682</u>	<u>1,956,164</u>	100%
Excess/(deficiency) of revenues over/(under) expenditures	(8,017)	(1,236,124)	(974,788)	
OTHER FINANCING SOURCES/(USES)				
Transfers in	-	974,788	974,788	100%
Total other financing sources/(uses)	<u>-</u>	<u>974,788</u>	<u>974,788</u>	100%
Net change in fund balances	(8,017)	(261,336)	-	
Fund balance - beginning	1,601,982	1,855,301	1,663,052	
Fund balance - ending	<u>\$ 1,593,965</u>	<u>\$ 1,593,965</u>	<u>\$ 1,663,052</u>	

**MIDTOWN MIAMI
COMMUNITY DEVELOPMENT DISTRICT
STATEMENT OF NET POSITION
PARKING GARAGE (PROPRIETARY FUND)
JULY 31, 2021**

ASSETS	Balance
Current assets:	
Wells Fargo - garage	\$ 2,915,011
Petty cash	2,000
Finemark	125,007
Finemark - ICS	783,005
Accounts receivable	13,077
Due from general fund	2,171,828
Due from debt service -2014B	10,196
Due from other	7,740
Investments	
Prepayment A	1,705
Reserve A	1,090,942
Revenue A	446,063
Total current assets	7,566,574
Noncurrent assets:	
Capital assets:	
Land & improvements	63,555,028
Furniture, fixtures & equipment	219,520
Accumulated depreciation	(31,406,997)
Total capital assets, net of accumulated depreciation	32,367,551
Total noncurrent assets	32,367,551
Total assets	39,934,125
LIABILITIES	
Current liabilities:	
Accounts payable	115,959
Credit card payable	(1,784)
Accrued interest payable	629,734
Sales tax payable	28,200
City tax payable	52,316
Bonds payable - current	2,105,000
Total current liabilities	2,929,425
Noncurrent liabilities:	
Bonds payable	51,636,735
Bond premium/discount	(1,227,180)
Total noncurrent liabilities	50,409,555
Total liabilities	53,338,980
DEFERRED INFLOWS OF RESOURCES	
Deferred receipts	5,215
Total deferred inflows of resources	5,215
NET POSITION	
Net investment in capital assets	(16,730,293)
Restricted for:	
Debt service	1,538,710
Assigned:	
Parking garage improvements	600,000
Disaster recovery	150,000
Working capital	200,000
Unrestricted	831,513
Total net position	\$ (13,410,070)

**MIDTOWN MIAMI
COMMUNITY DEVELOPMENT DISTRICT
STATEMENT OF REVENUES, EXPENSES AND CHANGES IN NET POSITION
PARKING GARAGE (PROPRIETARY FUND)
FOR THE PERIOD ENDED JULY 31, 2021**

	Current Month	Year to Date	Budget	% of Budget
OPERATING REVENUES				
Parking fees	\$ 334,834	\$ 3,210,719	\$ 3,700,000	87%
Off-street parking	879	6,093	11,000	55%
Total revenues	<u>335,713</u>	<u>3,216,812</u>	<u>3,711,000</u>	87%
OPERATING EXPENSES				
Administrative				
Engineering	-	-	30,000	0%
Consulting services	-	-	8,500	0%
Arbitrage rebate	500	3,500	750	467%
Dissemination agent	1,000	1,000	1,000	100%
Bank charges	278	2,995	7,000	43%
Special assessment	1,633	16,333	19,599	83%
Trustee fees	-	13,630	12,650	108%
Credit card fees	32,304	299,720	290,000	103%
Total administrative	<u>35,715</u>	<u>337,178</u>	<u>369,499</u>	91%
Parking facilities				
Payroll	12,916	145,894	164,543	89%
Contracts:				
Janitorial	35,313	350,470	436,000	80%
Parking	96,371	969,911	1,300,000	75%
Security services	20,214	187,756	291,000	65%
Elevator	4,230	44,545	90,000	49%
Air conditioning	84	1,466	1,929	76%
Waste removal	248	2,385	3,100	77%
Telephone	1,143	10,901	22,000	50%
Electricity	8,180	78,401	135,000	58%
Rentals	-	-	2,000	0%
Insurance:				
Property	-	289,719	277,218	105%
General liability	-	33,574	34,971	96%
Worker's compensation	-	2,025	2,929	69%
Repairs and maintenance:				
General	9,121	28,532	45,000	63%
Air conditioning	400	1,340	3,000	45%
Buildings	22,904	24,725	45,000	55%
Electrical	7,520	20,052	40,000	50%
Equipment	975	9,489	26,000	36%
Signage	-	-	6,000	0%

**MIDTOWN MIAMI
COMMUNITY DEVELOPMENT DISTRICT
STATEMENT OF REVENUES, EXPENSES AND CHANGES IN NET POSITION
PARKING GARAGE (PROPRIETARY FUND)
FOR THE PERIOD ENDED JULY 31, 2021**

	Current Month	Year to Date	Budget	% of Budget
Elevators(repairs and maintenance)	8,673	9,513	15,000	63%
Elevators(graphics,flooring, ceiling & lgt cvs)	-	-	20,000	0%
Licenses & permits	-	-	3,500	0%
Legal advertising	-	-	700	0%
Contingency	-	385	20,000	2%
Security enhancements	-	2,281	10,000	23%
Signage, directories, banner & beautification	2,231	46,322	50,000	93%
Capital projects	-	-	40,000	0%
Office & operating supplies	632	8,292	15,000	55%
Office equipment	-	2,300	-	N/A
Capital outlay - NB roof LED retrofit	-	55,938	59,000	95%
Capital outlay - SB roof LED retrofit	4,329	23,048	26,000	89%
Capital outlay - Façade repair	-	39,960	50,000	80%
Total parking facilities	<u>235,484</u>	<u>2,389,224</u>	<u>3,234,890</u>	74%
Total operating expenses	<u>271,199</u>	<u>2,726,402</u>	<u>3,604,389</u>	76%
Operating income/(loss)	64,514	490,410	106,611	
NONOPERATING REVENUES (EXPENSES)				
Interlocal agreement	-	3,406,953	4,670,094	73%
Interest and miscellaneous	(7,752)	849	(8,000)	-11%
Principal expense: series 2014A	-	(2,105,000)	-	N/A
Interest expense: series 2014A	(209,911)	(2,150,707)	(2,609,825)	82%
Transfers out	-	(974,788)	(974,788)	100%
Depreciation	(176,542)	(1,765,418)	(2,118,501)	83%
Total non operating revenues/(expenses)	<u>(394,205)</u>	<u>(3,588,111)</u>	<u>(1,041,020)</u>	345%
Change in net position	(329,691)	(3,097,701)	(934,409)	
Total net position - beginning	(13,080,379)	(10,312,369)	(11,149,325)	
Net position - ending				
Invested in capital assets, net of related debt*	(17,068,794)	(17,068,794)	(17,068,794)	
Restricted for debt service	1,304,913	1,304,913	1,304,913	
Assigned				
Parking garage improvements**	600,000	600,000	600,000	
Disaster recovery**	150,000	150,000	150,000	
Working capital**	200,000	200,000	200,000	
Unrestricted*	1,403,811	1,403,811	2,730,147	
Total net position - ending	<u>\$(13,410,070)</u>	<u>\$(13,410,070)</u>	<u>\$(12,083,734)</u>	

*These amounts are affected by estimates and non-cash transactions (such as depreciation) and will change pursuant to the annual audits.

**The following amounts are held in cash; however, working capital may fluctuate below budget to cover current obligations.

**MIDTOWN MIAMI COMMUNITY DEVELOPMENT DISTRICT
LPS OF AMERICA FINANCIAL STATEMENT
FOR THE PERIOD ENDED JULY 31, 2021**

	North Block	South Block	Mid-Block East	Off Street Parking	Total
REVENUES					
Cashier	\$ 321,597.99	\$ -	\$ -	\$ -	\$ 321,597.99
Monthly parking	863,335	417,755	22,711	-	1,303,801
Paystation revenue	1,879,379.65	384,661.50	-	-	2,264,041.15
Validation	3,369.00	245.00	36,849.00	-	40,463.00
Miscellaneous income	2,949.82	-	406.60	-	3,356.42
City of Miami (off street parking)	-	-	-	6,092.91	6,092.91
Total revenues	3,070,631.36	802,661.48	59,966.41	6,092.91	3,939,352.16
Parking payroll					
Wages - cashier	262.10	-	-	-	262.10
Wages - valet	101.63	-	-	-	101.63
Wages - attendant	59,195.47	-	-	-	59,195.47
Wages - enforcement	82,867.33	-	-	-	82,867.33
Wages - management	127,888.86	-	-	-	127,888.86
Health insurance	6,182.08	-	-	-	6,182.08
Payroll taxes	31,848.38	-	-	-	31,848.38
Employee benefits	10,978.88	-	-	-	10,978.88
Workmen's comp. insurance	21,339.93	-	-	-	21,339.93
PPACA fee	1,775.00	-	-	-	1,775.00
Payroll processing	5,095.02	-	-	-	5,095.02
Total administrative	347,534.68	-	-	-	347,534.68
Operating expenses					
Uniforms	1,507.53	-	-	-	1,507.53
Operating supplies	2,226.31	-	169.71	-	2,396.02
Office supplies	121.50	-	-	-	121.50
Equipment rental	2,102.30	-	-	-	2,102.30
Tickets parking/violation	7,787.00	-	-	-	7,787.00
Printing	4,199.00	-	-	-	4,199.00
Security services	3,361.96	-	-	-	3,361.96
Business license	562.82	-	-	-	562.82
Auto damage claims	2,545.52	-	-	-	2,545.52
Software & Paystation EMS/GSM	47.50	-	-	-	47.50
Total operating expenses	24,461.44	-	169.71	-	24,631.15
R & M					
R & M - equipment	15,061.32	-	-	-	15,061.32
R & M - gate repairs	7,784.25	-	-	-	7,784.25
R & M - vehicles	331.64	-	-	-	331.64
Service contracts/warranties	93,576.25	-	-	-	93,576.25
R & M - labor	1,425.24	-	-	-	1,425.24
Total R & M expenses	118,178.70	-	-	-	118,178.70
Insurance					
General liability	17,050.00	11,850.00	3,020.00	-	31,920.00
GKLL	910.00	720.00	-	-	1,630.00
Total insurance expenses	17,960.00	12,570.00	3,020.00	-	33,550.00

**MIDTOWN MIAMI COMMUNITY DEVELOPMENT DISTRICT
LPS OF AMERICA FINANCIAL STATEMENT
FOR THE PERIOD ENDED JULY 31, 2021**

	North Block	South Block	Mid-Block East	Off Street Parking	Total
Administration expenses					
Telephone	529.65	-	-	-	529.65
Cellular phone	1,879.14	514.44	305.96	-	2,699.54
Internet services	5,934.15	-	-	-	5,934.15
Base management fee	23,800.00	8,305.20	1,605.00	-	33,710.20
Accounting fees	2,000.00	3,470.00	2,010.00	-	7,480.00
Banking fees	4,041.79	157.63	43.28	-	4,242.70
Credit card fees	57,501.10	3,980.80	-	-	61,481.90
Accounts receivable	1,000.00	970.00	500.00	-	2,470.00
Recruiting	1,023.50	1,000.00	150.00	-	2,173.50
Lanier Connect	10,510.00	4,820.00	1,935.00	-	17,265.00
Miscellaneous expenses	308,019.10	-	-	-	308,019.10
Total administration expenses	<u>416,238.43</u>	<u>23,218.07</u>	<u>6,549.24</u>	<u>-</u>	<u>446,005.74</u>
Total operating expenses	924,384.37	35,788.07	9,738.95	-	969,911.39
Net operating income/(loss)	<u>\$ 2,146,246.99</u>	<u>\$ 766,873.41</u>	<u>\$ 50,227.46</u>	<u>\$ 6,092.91</u>	<u>\$ 2,969,440.77</u>
Total operating expense/Net due	<u>\$ 864,384.37</u>	<u>\$ 35,788.07</u>	<u>\$ 9,738.95</u>	<u>\$ -</u>	<u>\$ 909,911.39</u>
Total operating expenses	\$ 924,384.37	\$ 35,788.07	\$ 9,738.95	\$ -	\$ 969,911.39
Less: base reimbursements	(60,000.00)	-	-	-	(60,000.00)
Net Pd/due Lanier System Park	<u>\$ 864,384.37</u>	<u>\$ 35,788.07</u>	<u>\$ 9,738.95</u>	<u>\$ -</u>	<u>\$ 909,911.39</u>

**MIDTOWN MIAMI COMMUNITY DEVELOPMENT DISTRICT
LPS OF AMERICA (NORTH BLOCK) FINANCIAL STATEMENT
FOR THE PERIOD ENDED EACH MONTH DURING FISCAL YEAR 2021**

	Oct 2020	Nov 2020	Dec 2020	Jan 2021	Feb 2021	Mar 2021	Apr 2021	May 2021	Jun 2021	Jul 2021	Aug 2021	Sep 2021	Total
REVENUES													
Cashier	\$ -	\$ 6,353.00	\$ 64,414.99	\$ 62,231.00	\$ 63,485.00	\$ 65,686.50	\$ 59,427.50	\$ -	\$ -	\$ -	\$ -	\$ -	\$ 321,597.99
Monthly parking	51,210	58,635	286,127	-	-	-	259,104	69,589	72,770	65,900	-	-	863,335
Paystation revenue	217,807.61	204,397.50	-	213,241.25	204,961.54	251,441.25	-	286,655.75	273,174.75	227,700.00	-	-	1,879,379.65
Validation	52.00	350.00	-	-	-	1,400.00	-	-	-	1,567.00	-	-	3,369.00
Miscellaneous Income	1,894.38	-	-	-	-	1,055.44	-	-	-	-	-	-	2,949.82
Total revenues	270,964.19	269,735.50	350,541.99	275,472.25	268,446.54	319,583.19	318,531.50	356,244.75	345,944.25	295,167.20	-	-	3,070,631.36
EXPENSES													
Parking payroll													
Wages - cashier	-	-	326.01	(63.91)	-	-	-	-	-	-	-	-	262.10
Wages - valet	-	-	101.63	-	-	-	-	-	-	-	-	-	101.63
Wages - attendant	2,023.35	4,395.54	5,431.67	4,976.89	5,416.50	6,195.12	5,890.58	6,422.49	6,973.27	11,470.06	-	-	59,195.47
Wages - enforcement	9,542.83	8,594.91	10,116.01	8,505.22	7,224.03	7,627.24	7,286.86	8,240.99	8,792.47	6,936.77	-	-	82,867.33
Wages - management	12,770.01	12,532.63	13,560.24	12,381.10	11,791.52	13,560.24	12,970.68	12,381.10	12,970.66	12,970.68	-	-	127,888.86
Payroll taxes	2,730.53	2,863.68	3,313.92	3,125.69	2,931.86	3,285.88	3,137.80	3,245.34	3,448.38	3,765.30	-	-	31,848.38
Employee benefits	1,027.00	1,077.08	1,246.39	1,023.56	977.31	1,095.30	1,045.89	1,081.78	1,149.45	1,255.12	-	-	10,978.88
Health insurance	1,990.70	2,087.78	2,416.00	(312.40)	-	-	-	-	-	-	-	-	6,182.08
Workmen's comp. insurance	1,917.67	2,011.25	2,327.43	2,038.92	1,930.14	2,163.27	2,065.68	2,136.51	2,270.19	2,478.87	-	-	21,339.93
PPACA fee	200.00	200.00	175.00	162.50	162.50	175.00	175.00	175.00	175.00	175.00	-	-	1,775.00
Payroll processing	442.93	464.51	537.57	496.18	466.65	523.01	499.43	516.56	548.86	599.32	-	-	5,095.02
Total administrative	32,645.02	34,227.38	39,551.87	32,333.75	30,900.51	34,625.06	33,071.92	34,199.77	36,328.28	39,651.12	-	-	347,534.68
Operating expenses													
Uniforms	1,232.59	-	-	-	274.94	-	-	-	-	-	-	-	1,507.53
Operating supplies	543.95	-	389.87	218.82	-	117.90	416.46	104.86	284.04	150.41	-	-	2,226.31
Office supplies	57.51	-	-	-	-	63.99	-	-	-	-	-	-	121.50
Equipment rental	-	-	-	481.74	-	417.30	208.65	303.65	482.31	208.65	-	-	2,102.30
Tickets parking/violation	-	-	-	-	-	7,787.00	-	-	-	-	-	-	7,787.00
Printing	-	-	4,199.00	-	-	-	-	-	-	-	-	-	4,199.00
Security services	419.91	-	458.85	28.68	584.91	355.53	-	425.26	718.13	370.69	-	-	3,361.96
Business license	-	-	562.82	-	-	-	-	-	-	-	-	-	562.82
Auto damage claims	-	1,350.34	-	-	1,195.18	-	-	-	-	-	-	-	2,545.52
Software & paystation EMS/GSM	-	-	-	-	-	-	-	-	-	47.50	-	-	47.50
Total operating expenses	2,253.96	1,350.34	5,610.54	729.24	2,055.03	8,741.72	625.11	833.77	1,484.48	777.25	-	-	24,461.44
R & M													
R & M - equipment	-	-	-	2,080.08	-	-	-	-	12,981.24	-	-	-	15,061.32
R & M - gate repairs	7,784.25	-	-	-	-	-	-	-	-	-	-	-	7,784.25
R & M - vehicles	-	-	-	-	-	331.64	-	-	-	-	-	-	331.64
Service contracts/warranties	16,531.50	-	17,072.25	8,265.75	8,265.75	7,725.00	8,265.75	8,265.75	10,918.75	8,265.75	-	-	93,576.25
R & M - labor	-	-	-	-	-	-	-	1,425.24	-	-	-	-	1,425.24
Total R & M expenses	24,315.75	-	17,072.25	10,345.83	8,265.75	8,056.64	8,265.75	9,690.99	23,899.99	8,265.75	-	-	118,178.70

**MIDTOWN MIAMI COMMUNITY DEVELOPMENT DISTRICT
LPS OF AMERICA (NORTH BLOCK) FINANCIAL STATEMENT
FOR THE PERIOD ENDED EACH MONTH DURING FISCAL YEAR 2021**

	Oct 2020	Nov 2020	Dec 2020	Jan 2021	Feb 2021	Mar 2021	Apr 2021	May 2021	Jun 2021	Jul 2021	Aug 2021	Sep 2021	Total
Insurance													
General liability	1,670.00	1,670.00	1,670.00	1,720.00	1,720.00	1,720.00	1,720.00	1,720.00	1,720.00	1,720.00	-	-	17,050.00
GKLL	70.00	70.00	70.00	100.00	100.00	100.00	100.00	100.00	100.00	100.00	-	-	910.00
Total insurance expenses	1,740.00	1,740.00	1,740.00	1,820.00	1,820.00	1,820.00	1,820.00	1,820.00	1,820.00	1,820.00	-	-	17,960.00
Administration expenses													
Telephone	-	-	-	-	-	-	176.55	176.55	176.55	-	-	-	529.65
Cellular phone	262.60	181.06	295.40	170.52	-	176.05	399.35	217.41	-	176.75	-	-	1,879.14
Internet services	845.25	-	952.22	658.84	482.29	1,060.09	484.39	484.39	484.39	482.29	-	-	5,934.15
Base management fee	2,331.00	2,331.00	2,331.00	2,401.00	2,401.00	2,401.00	2,401.00	2,401.00	2,401.00	2,401.00	-	-	23,800.00
Accounting fees	200.00	200.00	200.00	200.00	200.00	200.00	200.00	200.00	200.00	200.00	-	-	2,000.00
Banking fees	387.95	434.59	331.95	459.28	370.44	374.84	423.31	384.14	398.08	477.21	-	-	4,041.79
Credit card fees	4,441.66	5,135.34	7,000.88	5,416.92	5,111.94	4,925.76	5,858.44	6,376.48	7,191.08	6,042.60	-	-	57,501.10
Accounts receivable	100.00	100.00	100.00	100.00	100.00	100.00	100.00	100.00	100.00	100.00	-	-	1,000.00
Recruiting	100.00	100.00	123.50	100.00	100.00	100.00	100.00	100.00	100.00	100.00	-	-	1,023.50
Lanier Connect	1,030.00	1,030.00	1,030.00	1,060.00	1,060.00	1,060.00	1,060.00	1,060.00	1,060.00	1,060.00	-	-	10,510.00
Postage	-	-	-	11.12	-	-	-	-	-	-	-	-	11.12
Miscellaneous expense	30,801.91	30,801.91	30,801.91	30,801.91	30,801.91	30,801.91	30,801.91	30,801.91	30,801.91	30,801.91	-	-	308,019.10
Total administration expenses	40,500.37	40,313.90	43,166.86	41,379.59	40,627.58	41,199.65	42,004.95	42,301.88	42,913.01	41,841.76	-	-	416,249.55
Total operating expenses	101,455.10	77,631.62	107,141.52	86,608.41	83,668.87	94,443.07	85,787.73	88,846.41	106,445.76	92,355.88	-	-	924,384.37
Net operating income/(loss)	169,509.09	192,103.88	243,400.47	188,863.84	184,777.67	225,140.12	232,743.77	267,398.34	239,498.49	202,811.32	-	-	2,146,246.99
Total operating expenses	101,455.10	77,631.62	107,141.52	86,608.41	83,668.87	94,443.07	85,787.73	88,846.41	106,445.76	92,355.88	-	-	924,384.37
Less: base reimbursements	(60,000.00)	-	-	-	-	-	-	-	-	-	-	-	(60,000.00)
Total operating expenses/Net due	\$41,455.10	\$ 77,631.62	\$107,141.52	\$ 86,608.41	\$ 83,668.87	\$ 94,443.07	\$ 85,787.73	\$ 88,846.41	\$106,445.76	\$ 92,355.88	\$ -	\$ -	\$ 864,384.37

**MIDTOWN MIAMI COMMUNITY DEVELOPMENT DISTRICT
LPS AMERICA (SOUTH BLOCK) FINANCIAL STATEMENT
FOR THE PERIOD ENDED EACH MONTH DURING FISCAL YEAR 2021**

	Oct 2020	Nov 2020	Dec 2020	Jan 2021	Feb 2021	Mar 2021	Apr 2021	May 2021	Jun 2021	Jul 2021	Aug 2021	Sep 2021	Total
REVENUES													
Monthly parking	\$ 40,514.49	\$ 35,072.00	\$ 41,190.00	\$ 39,816.00	\$ 33,495.00	\$ 49,187.50	\$ 39,827.50	\$ 45,595.99	\$ 47,577.50	\$ 45,479.00	\$ -	\$ -	\$ 417,754.98
Paystation revenue	27,467.00	25,724.00	31,689.00	36,012.00	33,396.50	43,151.00	47,633.00	50,584.00	45,766.00	43,239.00	-	-	384,661.50
Validation	-	-	-	-	-	175.00	-	-	-	70.00	-	-	245.00
Total revenues	67,981.49	60,796.00	72,879.00	75,828.00	66,891.50	92,513.50	87,460.50	96,179.99	93,343.50	88,788.00	-	-	802,661.48
EXPENSES													
Parking payroll													
Total administrative	-	-	-	-	-	-	-	-	-	-	-	-	-
Operating expenses													
Total operating expenses	-	-	-	-	-	-	-	-	-	-	-	-	-
R & M													
Total R & M expenses	-	-	-	-	-	-	-	-	-	-	-	-	-
Insurance													
General liability	1,150.00	1,150.00	1,150.00	1,200.00	1,200.00	1,200.00	1,200.00	1,200.00	1,200.00	1,200.00	-	-	11,850.00
GKLL	65.00	65.00	65.00	75.00	75.00	75.00	75.00	75.00	75.00	75.00	-	-	720.00
Total insurance expenses	1,215.00	1,215.00	1,215.00	1,275.00	1,275.00	1,275.00	1,275.00	1,275.00	1,275.00	1,275.00	-	-	12,570.00
Administration expenses													
Cellular phone	95.03	95.08	187.66	-	(12.04)	36.90	58.46	15.67	-	37.68	-	-	514.44
Base management fee	813.44	813.44	813.44	837.84	837.84	837.84	837.84	837.84	837.84	837.84	-	-	8,305.20
Accounting fees	340.00	340.00	340.00	350.00	350.00	350.00	350.00	350.00	350.00	350.00	-	-	3,470.00
Banking fees	14.06	14.92	15.19	16.08	15.23	16.66	16.57	17.16	14.24	17.52	-	-	157.63
Credit card fees	340.56	403.12	518.48	393.76	566.40	497.76	606.40	-	745.76	(91.44)	-	-	3,980.80
Accounts receivable	90.00	90.00	90.00	100.00	100.00	100.00	100.00	100.00	100.00	100.00	-	-	970.00
Recruiting	100.00	100.00	100.00	100.00	100.00	100.00	100.00	100.00	100.00	100.00	-	-	1,000.00
Lanier Connect	475.00	475.00	475.00	485.00	485.00	485.00	485.00	485.00	485.00	485.00	-	-	4,820.00
Total administration expenses	2,268.09	2,331.56	2,539.77	2,282.68	2,442.43	2,424.16	2,554.27	1,905.67	2,632.84	1,836.60	-	-	23,218.07
Total operating expenses	3,483.09	3,546.56	3,754.77	3,557.68	3,717.43	3,699.16	3,829.27	3,180.67	3,907.84	3,111.60	-	-	35,788.07
Net operating income/(loss)	64,498.40	57,249.44	69,124.23	72,270.32	63,174.07	88,814.34	83,631.23	92,999.32	89,435.66	85,676.40	-	-	766,873.41
Total operating expenses	3,483.09	3,546.56	3,754.77	3,557.68	3,717.43	3,699.16	3,829.27	3,180.67	3,907.84	3,111.60	-	-	35,788.07
Total operating expenses/Net due	\$ 3,483.09	\$ 3,546.56	\$ 3,754.77	\$ 3,557.68	\$ 3,717.43	\$ 3,699.16	\$ 3,829.27	\$ 3,180.67	\$ 3,907.84	\$ 3,111.60	\$ -	\$ -	\$ 35,788.07

**MIDTOWN MIAMI COMMUNITY DEVELOPMENT DISTRICT
LPS OF AMERICA (MID BLOCK) FINANCIAL STATEMENT
FOR THE PERIOD ENDED EACH MONTH DURING FISCAL YEAR 2021**

	Oct 2020	Nov 2020	Dec 2020	Jan 2021	Feb 2021	Mar 2021	Apr 2021	May 2021	Jun 2021	Jul 2021	Aug 2021	Sep 2021	Total
REVENUES													
Monthly parking	\$ 1,709.98	\$ 3,654.97	\$ 2,371.00	\$ 3,989.98	\$ 1,329.98	\$ 2,469.98	\$ 1,424.98	\$ 1,424.98	\$ 2,609.98	\$ 1,724.98	\$ -	\$ -	\$ 22,710.81
Validation	-	-	1,210.00	1,272.00	4,190.00	8,195.00	3,458.00	6,618.00	6,490.00	5,416.00	-	-	36,849.00
Miscellaneous income	-	-	-	-	-	-	-	-	406.60	-	-	-	406.60
Total revenues	1,709.98	3,654.97	3,581.00	5,261.98	5,519.98	10,664.98	4,882.98	8,042.98	9,506.58	7,140.98	-	-	59,966.41
EXPENSES													
Parking payroll													
Total administrative	-	-	-	-	-	-	-	-	-	-	-	-	-
Operating expenses													
Operating supplies	-	169.71	-	-	-	-	-	-	-	-	-	-	169.71
Total operating expenses	-	169.71	-	-	-	-	-	-	-	-	-	-	169.71
R & M													
Total R & M expenses	-	-	-	-	-	-	-	-	-	-	-	-	-
Insurance													
General liability	295.00	295.00	295.00	305.00	305.00	305.00	305.00	305.00	305.00	305.00	-	-	3,020.00
Total insurance expenses	295.00	295.00	295.00	305.00	305.00	305.00	305.00	305.00	305.00	305.00	-	-	3,020.00
Administration expenses													
Cellular phone	31.68	31.70	62.56	31.28	-	36.90	58.47	15.67	-	37.70	-	-	305.96
Base management fee	157.00	157.00	157.00	162.00	162.00	162.00	162.00	162.00	162.00	162.00	-	-	1,605.00
Accounting fees	320.00	320.00	320.00	150.00	150.00	150.00	150.00	150.00	150.00	150.00	-	-	2,010.00
Banking fees	4.57	4.70	5.43	4.84	3.84	3.88	4.05	4.14	3.95	3.88	-	-	43.28
Accounts receivable	50.00	50.00	50.00	50.00	50.00	50.00	50.00	50.00	50.00	50.00	-	-	500.00
Recruiting	50.00	50.00	50.00	-	-	-	-	-	-	-	-	-	150.00
Lanier Connect	190.00	190.00	190.00	195.00	195.00	195.00	195.00	195.00	195.00	195.00	-	-	1,935.00
Total administration expenses	803.25	803.40	834.99	593.12	560.84	597.78	619.52	576.81	560.95	598.58	-	-	6,549.24
Total operating expenses	1,098.25	1,268.11	1,129.99	898.12	865.84	902.78	924.52	881.81	865.95	903.58	-	-	9,738.95
Net operating income/(loss)	611.73	2,386.86	2,451.01	4,363.86	4,654.14	9,762.20	3,958.46	7,161.17	8,640.63	6,237.40	-	-	50,227.46
Total operating expenses	1,098.25	1,268.11	1,129.99	898.12	865.84	902.78	924.52	881.81	865.95	903.58	-	-	9,738.95
Total operating expenses/Net due	\$ 1,098.25	\$ 1,268.11	\$ 1,130	\$ 898	\$ 866	\$ 903	\$ 925	\$ 882	\$ 866	\$ 904	\$ -	\$ -	\$ 9,738.95

**MIDTOWN MIAMI COMMUNITY DEVELOPMENT DISTRICT
OFF-STREET PARKING
FOR THE PERIOD ENDED EACH MONTH DURING FISCAL YEAR 2021**

<u>Month</u>	<u>Year</u>	<u>Amount</u>
October	2020	\$ 602.35
November	2020	528.93
December	2020	619.85
January	2021	598.86
February	2021	467.63
March	2021	716.23
April	2021	821.05
May	2021	859.06
June	2021	878.95
July	2021	-
August	2021	-
September	2021	-
		<u>\$ 6,092.91</u>

**MIDTOWN MIAMI
COMMUNITY DEVELOPMENT DISTRICT
CHECK REGISTER
JULY 31, 2021**

Midtown Miami CDD
Check Detail
 October 2020 through July 2021

Type	Num	Date	Name	Account	Paid Amount	Original Amount
Liability Check		10/02/2020	QuickBooks Payroll Service	101.002 · Wells Fargo - Garage Account		-8,280.10
				512.001 · Payroll Salaries	-5.25	5.25
			QuickBooks Payroll Service	2110 · Direct Deposit Liabilities	-8,274.85	8,274.85
TOTAL					-8,280.10	8,280.10
Liability Check		10/16/2020	QuickBooks Payroll Service	101.002 · Wells Fargo - Garage Account		-8,280.07
				512.001 · Payroll Salaries	-5.25	5.25
			QuickBooks Payroll Service	2110 · Direct Deposit Liabilities	-8,274.82	8,274.82
TOTAL					-8,280.07	8,280.07
Liability Check		10/30/2020	QuickBooks Payroll Service	101.002 · Wells Fargo - Garage Account		-8,555.92
				512.001 · Payroll Salaries	-5.25	5.25
			QuickBooks Payroll Service	2110 · Direct Deposit Liabilities	-8,550.67	8,550.67
TOTAL					-8,555.92	8,555.92
Liability Check		11/13/2020	QuickBooks Payroll Service	101.002 · Wells Fargo - Garage Account		-8,555.89
				66000 · Payroll Expenses	-5.25	5.25
			QuickBooks Payroll Service	2110 · Direct Deposit Liabilities	-8,550.64	8,550.64
TOTAL					-8,555.89	8,555.89
Liability Check		11/13/2020	QuickBooks Payroll Service	101.002 · Wells Fargo - Garage Account		-10,442.46
				66000 · Payroll Expenses	-5.25	5.25
			QuickBooks Payroll Service	2110 · Direct Deposit Liabilities	-10,437.21	10,437.21
TOTAL					-10,442.46	10,442.46
Liability Check		11/27/2020	QuickBooks Payroll Service	101.002 · Wells Fargo - Garage Account		-8,555.91
				66000 · Payroll Expenses	-5.25	5.25
			QuickBooks Payroll Service	2110 · Direct Deposit Liabilities	-8,550.66	8,550.66
TOTAL					-8,555.91	8,555.91
Liability Check		12/11/2020	QuickBooks Payroll Service	101.002 · Wells Fargo - Garage Account		-8,555.89
				512.001 · Payroll Salaries	-5.25	5.25
			QuickBooks Payroll Service	2110 · Direct Deposit Liabilities	-8,550.64	8,550.64
TOTAL					-8,555.89	8,555.89
Liability Check		12/24/2020	QuickBooks Payroll Service	101.002 · Wells Fargo - Garage Account		-8,555.91

Midtown Miami CDD
Check Detail
 October 2020 through July 2021

Type	Num	Date	Name	Account	Paid Amount	Original Amount
				66000 · Payroll Expenses	-5.25	5.25
			QuickBooks Payroll Service	2110 · Direct Deposit Liabilities	-8,550.66	8,550.66
TOTAL					-8,555.91	8,555.91
Liability Check		01/08/2021	QuickBooks Payroll Service	101.002 · Wells Fargo - Garage Account		-8,559.89
				66000 · Payroll Expenses	-5.25	5.25
			QuickBooks Payroll Service	2110 · Direct Deposit Liabilities	-8,554.64	8,554.64
TOTAL					-8,559.89	8,559.89
Liability Check		01/22/2021	QuickBooks Payroll Service	101.002 · Wells Fargo - Garage Account		-7,820.18
				512.001 · Payroll Salaries	-5.25	5.25
			QuickBooks Payroll Service	2110 · Direct Deposit Liabilities	-7,814.93	7,814.93
TOTAL					-7,820.18	7,820.18
Liability Check		02/05/2021	QuickBooks Payroll Service	101.002 · Wells Fargo - Garage Account		-7,820.15
				512.001 · Payroll Salaries	-5.25	5.25
			QuickBooks Payroll Service	2110 · Direct Deposit Liabilities	-7,814.90	7,814.90
TOTAL					-7,820.15	7,820.15
Liability Check		02/19/2021	QuickBooks Payroll Service	101.002 · Wells Fargo - Garage Account		-7,820.16
				512.001 · Payroll Salaries	-5.25	5.25
			QuickBooks Payroll Service	2110 · Direct Deposit Liabilities	-7,814.91	7,814.91
TOTAL					-7,820.16	7,820.16
Liability Check		03/05/2021	QuickBooks Payroll Service	101.002 · Wells Fargo - Garage Account		-7,820.18
				512.001 · Payroll Salaries	-5.25	5.25
			QuickBooks Payroll Service	2110 · Direct Deposit Liabilities	-7,814.93	7,814.93
TOTAL					-7,820.18	7,820.18
Liability Check		03/19/2021	QuickBooks Payroll Service	101.002 · Wells Fargo - Garage Account		-7,820.16
				512.001 · Payroll Salaries	-5.25	5.25
			QuickBooks Payroll Service	2110 · Direct Deposit Liabilities	-7,814.91	7,814.91
TOTAL					-7,820.16	7,820.16
Liability Check		04/02/2021	QuickBooks Payroll Service	101.002 · Wells Fargo - Garage Account		-7,820.15
				512.001 · Payroll Salaries	-5.25	5.25

Midtown Miami CDD
Check Detail
 October 2020 through July 2021

Type	Num	Date	Name	Account	Paid Amount	Original Amount
			QuickBooks Payroll Service	2110 · Direct Deposit Liabilities	-7,814.90	7,814.90
TOTAL					-7,820.15	7,820.15
Liability Check		04/16/2021	QuickBooks Payroll Service	101.002 · Wells Fargo - Garage Account		-7,820.18
				512.001 · Payroll Salaries	-5.25	5.25
			QuickBooks Payroll Service	2110 · Direct Deposit Liabilities	-7,814.93	7,814.93
TOTAL					-7,820.18	7,820.18
Liability Check		04/30/2021	QuickBooks Payroll Service	101.002 · Wells Fargo - Garage Account		-8,575.64
				511.001 · Supervisors Payroll	-7.00	7.00
			QuickBooks Payroll Service	2110 · Direct Deposit Liabilities	-8,568.64	8,568.64
TOTAL					-8,575.64	8,575.64
Liability Check		05/14/2021	QuickBooks Payroll Service	101.002 · Wells Fargo - Garage Account		-8,575.66
				512.001 · Payroll Salaries	-7.00	7.00
			QuickBooks Payroll Service	2110 · Direct Deposit Liabilities	-8,568.66	8,568.66
TOTAL					-8,575.66	8,575.66
Liability Check		05/28/2021	QuickBooks Payroll Service	101.002 · Wells Fargo - Garage Account		-8,575.65
				512.001 · Payroll Salaries	-7.00	7.00
			QuickBooks Payroll Service	2110 · Direct Deposit Liabilities	-8,568.65	8,568.65
TOTAL					-8,575.65	8,575.65
Liability Check		06/11/2021	QuickBooks Payroll Service	101.002 · Wells Fargo - Garage Account		-8,575.66
				512.001 · Payroll Salaries	-7.00	7.00
			QuickBooks Payroll Service	2110 · Direct Deposit Liabilities	-8,568.66	8,568.66
TOTAL					-8,575.66	8,575.66
Liability Check		06/25/2021	QuickBooks Payroll Service	101.002 · Wells Fargo - Garage Account		-8,575.65
				512.001 · Payroll Salaries	-7.00	7.00
			QuickBooks Payroll Service	2110 · Direct Deposit Liabilities	-8,568.65	8,568.65
TOTAL					-8,575.65	8,575.65
Liability Check		07/09/2021	QuickBooks Payroll Service	101.002 · Wells Fargo - Garage Account		-8,575.66
				512.001 · Payroll Salaries	-7.00	7.00
			QuickBooks Payroll Service	2110 · Direct Deposit Liabilities	-8,568.66	8,568.66

Midtown Miami CDD
Check Detail
 October 2020 through July 2021

Type	Num	Date	Name	Account	Paid Amount	Original Amount
TOTAL					-8,575.66	8,575.66
Liability Check		07/23/2021	QuickBooks Payroll Service	101.002 · Wells Fargo - Garage Account		-8,575.63
				512.001 · Payroll Salaries	-7.00	7.00
			QuickBooks Payroll Service	2110 · Direct Deposit Liabilities	-8,568.63	8,568.63
TOTAL					-8,575.63	8,575.63
Bill Pmt -Check	CBI	05/28/2021	Miami Dade Water & Sewer Department	101.007 · Wells Fargo Operating-8388		-1,426.41
Bill	6783382483 051921	05/27/2021		543.014 · Utility - Irrigation	-52.28	52.28
Bill	0692331941 051921	05/27/2021		543.014 · Utility - Irrigation	-50.53	50.53
Bill	4433591004 051921	05/27/2021		543.014 · Utility - Irrigation	-635.10	635.10
Bill	6651763579 051921	05/27/2021		543.014 · Utility - Irrigation	-688.50	688.50
TOTAL					-1,426.41	1,426.41
Bill Pmt -Check	CBI	07/09/2021	Miami Dade Water & Sewer Department	101.007 · Wells Fargo Operating-8388		-1,456.96
Bill	4433591004 061821	07/08/2021		543.014 · Utility - Irrigation	-576.64	576.64
Bill	0692331941 061821	07/08/2021		543.014 · Utility - Irrigation	-50.53	50.53
Bill	6651763579 061821	07/08/2021		543.014 · Utility - Irrigation	-777.51	777.51
Bill	6783382483 061821	07/08/2021		543.014 · Utility - Irrigation	-52.28	52.28
TOTAL					-1,456.96	1,456.96
Bill Pmt -Check	CBI	07/23/2021	Miami Dade Water & Sewer Department	101.007 · Wells Fargo Operating-8388		-18,442.85
Bill	9185996897 070621	07/22/2021		543.014 · Utility - Irrigation	-18,442.85	18,442.85
TOTAL					-18,442.85	18,442.85
Bill Pmt -Check	CBI	07/30/2021	Miami Dade Water & Sewer Department	101.007 · Wells Fargo Operating-8388		-2,207.44
Bill	4433591004 072021	07/29/2021		543.014 · Utility - Irrigation	-354.15	354.15
Bill	6651763579 072021	07/29/2021		543.014 · Utility - Irrigation	-1,756.59	1,756.59
Bill	6783382483 072021	07/29/2021		543.014 · Utility - Irrigation	-46.17	46.17
Bill	0692331941 072021	07/29/2021		543.014 · Utility - Irrigation	-50.53	50.53
TOTAL					-2,207.44	2,207.44
Bill Pmt -Check	CBP	10/02/2020	AT&T 2	101.002 · Wells Fargo - Garage Account		-645.61
Bill	7191696508	09/30/2020		541.003 · Telephone	-645.61	645.61
TOTAL					-645.61	645.61
Bill Pmt -Check	CBP	10/02/2020	Miami Dade Water & Sewer Department	101.007 · Wells Fargo Operating-8388		-917.81
Bill	0692331941 091620	09/30/2020		543.014 · Utility - Irrigation	-95.18	95.18

Midtown Miami CDD
Check Detail
 October 2020 through July 2021

Type	Num	Date	Name	Account	Paid Amount	Original Amount
Bill	6651763579 091620	09/30/2020		543.014 · Utility - Irrigation	-293.60	293.60
Bill	4433591004 091620	09/30/2020		543.014 · Utility - Irrigation	-388.84	388.84
Bill	6783382483 091620	09/30/2020		543.014 · Utility - Irrigation	-140.19	140.19
TOTAL					-917.81	917.81
Bill Pmt -Check	CBP	10/16/2020	AT&T	101.007 · Wells Fargo Operating-8388		-201.55
Bill	146496235 092820	10/15/2020		541.003 · Telephone	-201.55	201.55
TOTAL					-201.55	201.55
Bill Pmt -Check	CBP	10/16/2020	Miami Dade Water & Sewer Department	101.007 · Wells Fargo Operating-8388		-2,031.96
Bill	9185996897 100120	09/30/2020		543.014 · Utility - Irrigation	-2,031.96	2,031.96
TOTAL					-2,031.96	2,031.96
Bill Pmt -Check	CBP	10/30/2020	AT&T 2	101.002 · Wells Fargo - Garage Account		-646.23
Bill	7311587503	10/29/2020		541.003 · Telephone	-646.23	646.23
TOTAL					-646.23	646.23
Bill Pmt -Check	CBP	10/30/2020	Miami Dade Water & Sewer Department	101.007 · Wells Fargo Operating-8388		-4,451.67
Bill	4433591004 101620	09/30/2020		543.014 · Utility - Irrigation	-428.13	428.13
Bill	6651763579 101620	09/30/2020		543.014 · Utility - Irrigation	-3,784.91	3,784.91
Bill	6783382483 101620	09/30/2020		543.014 · Utility - Irrigation	-191.72	191.72
Bill	0692331941 101620	09/30/2020		543.014 · Utility - Irrigation	-46.91	46.91
TOTAL					-4,451.67	4,451.67
Bill Pmt -Check	CBP	11/13/2020	AT&T	101.007 · Wells Fargo Operating-8388		-201.55
Bill	146496235 102820	11/12/2020		541.003 · Telephone	-201.55	201.55
TOTAL					-201.55	201.55
Bill Pmt -Check	CBP	11/30/2020	Miami Dade Water & Sewer Department	101.007 · Wells Fargo Operating-8388		-4,460.88
Bill	0692331941 111620	11/25/2020		543.014 · Utility - Irrigation	-2,789.14	2,789.14
Bill	6651763579 111620	11/25/2020		543.014 · Utility - Irrigation	-1,008.93	1,008.93
Bill	4433591004 111620	11/25/2020		543.014 · Utility - Irrigation	-480.57	480.57
Bill	6783382483 111620	11/25/2020		543.014 · Utility - Irrigation	-182.24	182.24
TOTAL					-4,460.88	4,460.88
Bill Pmt -Check	CBP	12/04/2020	AT&T 2	101.002 · Wells Fargo - Garage Account		-646.23

4:13 PM

08/25/21

Midtown Miami CDD
Check Detail
 October 2020 through July 2021

Type	Num	Date	Name	Account	Paid Amount	Original Amount
Bill	9604618508	12/03/2020		541.003 · Telephone	-646.23	646.23
TOTAL					-646.23	646.23
Bill Pmt -Check	CBP	12/18/2020	AT&T	101.007 · Wells Fargo Operating-8388		-201.55
Bill	146496235 112820	12/17/2020		541.003 · Telephone	-201.55	201.55
TOTAL					-201.55	201.55
Bill Pmt -Check	CBP	01/04/2021	AT&T 2	101.002 · Wells Fargo - Garage Account		-646.23
Bill	0902858507	12/30/2020		541.003 · Telephone	-646.23	646.23
TOTAL					-646.23	646.23
Bill Pmt -Check	CBP	01/08/2021	Miami Dade Water & Sewer Department	101.007 · Wells Fargo Operating-8388		-1,505.19
Bill	6783382483 121720	01/07/2021		543.014 · Utility - Irrigation	-154.58	154.58
Bill	4433591004 121720	01/07/2021		543.014 · Utility - Irrigation	-384.49	384.49
Bill	6651763579 121720	01/07/2021		543.014 · Utility - Irrigation	-556.42	556.42
Bill	0692331941 121720	01/07/2021		543.014 · Utility - Irrigation	-409.70	409.70
TOTAL					-1,505.19	1,505.19
Bill Pmt -Check	CBP	01/15/2021	AT&T	101.007 · Wells Fargo Operating-8388		-201.55
Bill	146496235 122820	01/14/2021		541.003 · Telephone	-201.55	201.55
TOTAL					-201.55	201.55
Bill Pmt -Check	CBP	02/05/2021	AT&T 2	101.002 · Wells Fargo - Garage Account		-651.14
Bill	5216639502	02/04/2021		541.003 · Telephone	-651.14	651.14
TOTAL					-651.14	651.14
Bill Pmt -Check	CBP	02/05/2021	Miami Dade Water & Sewer Department	101.007 · Wells Fargo Operating-8388		-17,582.47
Bill	0692331941 012021	02/04/2021		543.014 · Utility - Irrigation	-50.53	50.53
Bill	9185996897 010821	02/04/2021		543.014 · Utility - Irrigation	-16,756.86	16,756.86
Bill	6783382483 012521	02/04/2021		543.014 · Utility - Irrigation	-56.64	56.64
Bill	4433591004 012021	02/04/2021		543.014 · Utility - Irrigation	-56.64	56.64
Bill	6651763579 012021	02/04/2021		543.014 · Utility - Irrigation	-661.80	661.80
TOTAL					-17,582.47	17,582.47
Bill Pmt -Check	CBP	02/12/2021	AT&T	101.007 · Wells Fargo Operating-8388		-201.55
Bill	146496235 012821	02/11/2021		541.003 · Telephone	-201.55	201.55

Midtown Miami CDD
Check Detail
 October 2020 through July 2021

Type	Num	Date	Name	Account	Paid Amount	Original Amount
TOTAL					-201.55	201.55
Bill Pmt -Check	CBP	03/05/2021	AT&T 2	101.002 · Wells Fargo - Garage Account		-651.14
Bill	9634210605	03/04/2021		541.003 · Telephone	-651.14	651.14
TOTAL					-651.14	651.14
Bill Pmt -Check	CBP	03/05/2021	Miami Dade Water & Sewer Department	101.007 · Wells Fargo Operating-8388		-1,993.66
Bill	6651763579 021821	03/04/2021		543.014 · Utility - Irrigation	-1,000.03	1,000.03
Bill	4433591004 021821	03/04/2021		543.014 · Utility - Irrigation	-626.20	626.20
Bill	0692331941 021821	03/04/2021		543.014 · Utility - Irrigation	-276.89	276.89
Bill	6783382483 021821	03/04/2021		543.014 · Utility - Irrigation	-90.54	90.54
TOTAL					-1,993.66	1,993.66
Bill Pmt -Check	CBP	03/17/2021	AT&T	101.007 · Wells Fargo Operating-8388		-201.55
Bill	146496235 022821	03/16/2021		541.003 · Telephone	-201.55	201.55
TOTAL					-201.55	201.55
Bill Pmt -Check	CBP	04/05/2021	Miami Dade Water & Sewer Department	101.007 · Wells Fargo Operating-8388		-4,879.73
Bill	6783382483 032221	04/01/2021		543.014 · Utility - Irrigation	-75.02	75.02
Bill	6651763579 032221	04/01/2021		543.014 · Utility - Irrigation	-1,534.07	1,534.07
Bill	4433591004 032221	04/01/2021		543.014 · Utility - Irrigation	-715.20	715.20
Bill	0692331941 032221	04/01/2021		543.014 · Utility - Irrigation	-2,555.44	2,555.44
TOTAL					-4,879.73	4,879.73
Bill Pmt -Check	CBP	04/09/2021	AT&T 2	101.002 · Wells Fargo - Garage Account		-651.14
Bill	3822940602	04/08/2021		541.003 · Telephone	-651.14	651.14
TOTAL					-651.14	651.14
Bill Pmt -Check	CBP	04/16/2021	AT&T	101.007 · Wells Fargo Operating-8388		-201.55
Bill	146496235 032821	04/15/2021		541.003 · Telephone	-201.55	201.55
TOTAL					-201.55	201.55
Bill Pmt -Check	CBP	04/30/2021	Miami Dade Water & Sewer Department	101.007 · Wells Fargo Operating-8388		-5,065.67
Bill	0692331941 042021	04/29/2021		543.014 · Utility - Irrigation	-2,633.35	2,633.35
Bill	4433591004 042021	04/29/2021		543.014 · Utility - Irrigation	-688.50	688.50
Bill	6651763579 042021	04/29/2021		543.014 · Utility - Irrigation	-1,480.67	1,480.67
Bill	6783382483 042021	04/29/2021		543.014 · Utility - Irrigation	-263.15	263.15

4:13 PM

08/25/21

Midtown Miami CDD
Check Detail
 October 2020 through July 2021

Type	Num	Date	Name	Account	Paid Amount	Original Amount
TOTAL					-5,065.67	5,065.67
Bill Pmt -Check	CBP	04/30/2021	AT&T 2	101.002 · Wells Fargo - Garage Account		-652.80
Bill	2175341608	04/29/2021		541.003 · Telephone	-652.80	652.80
TOTAL					-652.80	652.80
Bill Pmt -Check	CBP	05/14/2021	AT&T	101.007 · Wells Fargo Operating-8388		-201.55
Bill	146496235 042821	05/13/2021		541.003 · Telephone	-201.55	201.55
TOTAL					-201.55	201.55
Bill Pmt -Check	CBP	06/04/2021	AT&T 2	101.002 · Wells Fargo - Garage Account		-652.80
Bill	1182412600	06/03/2021		541.003 · Telephone	-652.80	652.80
TOTAL					-652.80	652.80
Bill Pmt -Check	CBP	06/11/2021	AT&T (U-verse)	101.007 · Wells Fargo Operating-8388		-145.91
Bill	146496235 052821	06/10/2021		541.003 · Telephone	-145.91	145.91
TOTAL					-145.91	145.91
Bill Pmt -Check	CBP	07/02/2021	AT&T 2	101.002 · Wells Fargo - Garage Account		-652.80
Bill	7584382607	07/01/2021		541.003 · Telephone	-652.80	652.80
TOTAL					-652.80	652.80
Bill Pmt -Check	CBP	07/23/2021	AT&T	101.007 · Wells Fargo Operating-8388		-169.45
Bill	146496235 062821	07/22/2021		541.003 · Telephone	-169.45	169.45
TOTAL					-169.45	169.45
Paycheck	DD	10/02/2020	Carolina Reyes	101.002 · Wells Fargo - Garage Account		0.00
				512.001 · Payroll Salaries	-1,817.31	1,817.31
				512.001 · Payroll Salaries	-323.08	323.08
				202.500 · FWT Payable	53.00	-53.00
				521.001 · Fica Taxes	-132.70	132.70
				202.501 · FICA Payable	132.70	-132.70
				202.501 · FICA Payable	132.70	-132.70
				521.001 · Fica Taxes	-31.03	31.03
				202.501 · FICA Payable	31.03	-31.03
				202.501 · FICA Payable	31.03	-31.03
				2110 · Direct Deposit Liabilities	1,923.66	-1,923.66

Midtown Miami CDD
Check Detail
 October 2020 through July 2021

Type	Num	Date	Name	Account	Paid Amount	Original Amount
TOTAL					0.00	0.00
Paycheck	DD	10/02/2020	Deborah Samuel(101.002 · Wells Fargo - Garage Account		0.00
				512.001 · Payroll Salaries	-3,893.08	3,893.08
				512.001 · Payroll Salaries	-323.08	323.08
				202.500 · FWT Payable	317.00	-317.00
				521.001 · Fica Taxes	-261.40	261.40
				202.501 · FICA Payable	261.40	-261.40
				202.501 · FICA Payable	261.40	-261.40
				521.001 · Fica Taxes	-61.14	61.14
				202.501 · FICA Payable	61.14	-61.14
				202.501 · FICA Payable	61.14	-61.14
				2110 · Direct Deposit Liabilities	3,576.62	-3,576.62
TOTAL					0.00	0.00
Paycheck	DD	10/02/2020	Tariq A Bayzid	101.002 · Wells Fargo - Garage Account		0.00
				512.001 · Payroll Salaries	-2,968.27	2,968.27
				512.001 · Payroll Salaries	-323.08	323.08
				202.500 · FWT Payable	265.00	-265.00
				521.001 · Fica Taxes	-204.06	204.06
				202.501 · FICA Payable	204.06	-204.06
				202.501 · FICA Payable	204.06	-204.06
				521.001 · Fica Taxes	-47.72	47.72
				202.501 · FICA Payable	47.72	-47.72
				202.501 · FICA Payable	47.72	-47.72
				2110 · Direct Deposit Liabilities	2,774.57	-2,774.57
TOTAL					0.00	0.00
Paycheck	DD	10/16/2020	Carolina Reyes	101.002 · Wells Fargo - Garage Account		0.00
				512.001 · Payroll Salaries	-1,817.31	1,817.31
				512.001 · Payroll Salaries	-323.08	323.08
				202.500 · FWT Payable	53.00	-53.00
				521.001 · Fica Taxes	-132.71	132.71
				202.501 · FICA Payable	132.71	-132.71
				202.501 · FICA Payable	132.71	-132.71
				521.001 · Fica Taxes	-31.04	31.04
				202.501 · FICA Payable	31.04	-31.04
				202.501 · FICA Payable	31.04	-31.04
				2110 · Direct Deposit Liabilities	1,923.64	-1,923.64
TOTAL					0.00	0.00
Paycheck	DD	10/16/2020	Deborah Samuel(101.002 · Wells Fargo - Garage Account		0.00
				512.001 · Payroll Salaries	-3,893.08	3,893.08
				512.001 · Payroll Salaries	-323.08	323.08
				202.500 · FWT Payable	317.00	-317.00
				521.001 · Fica Taxes	-261.40	261.40

Midtown Miami CDD
Check Detail
 October 2020 through July 2021

Type	Num	Date	Name	Account	Paid Amount	Original Amount
				202.501 · FICA Payable	261.40	-261.40
				202.501 · FICA Payable	261.40	-261.40
				521.001 · Fica Taxes	-61.13	61.13
				202.501 · FICA Payable	61.13	-61.13
				202.501 · FICA Payable	61.13	-61.13
				2110 · Direct Deposit Liabilities	3,576.63	-3,576.63
TOTAL					0.00	0.00
Paycheck	DD	10/16/2020	Tariq A Bayzid	101.002 · Wells Fargo - Garage Account		0.00
				512.001 · Payroll Salaries	-2,968.27	2,968.27
				512.001 · Payroll Salaries	-323.08	323.08
				202.500 · FWT Payable	265.00	-265.00
				521.001 · Fica Taxes	-204.07	204.07
				202.501 · FICA Payable	204.07	-204.07
				202.501 · FICA Payable	204.07	-204.07
				521.001 · Fica Taxes	-47.73	47.73
				202.501 · FICA Payable	47.73	-47.73
				202.501 · FICA Payable	47.73	-47.73
				2110 · Direct Deposit Liabilities	2,774.55	-2,774.55
TOTAL					0.00	0.00
Paycheck	DD	10/30/2020	Carolina Reyes	101.002 · Wells Fargo - Garage Account		0.00
				512.001 · Payroll Salaries	-1,817.31	1,817.31
				512.001 · Payroll Salaries	-323.08	323.08
				202.500 · FWT Payable	53.00	-53.00
				521.001 · Fica Taxes	-132.70	132.70
				202.501 · FICA Payable	132.70	-132.70
				202.501 · FICA Payable	132.70	-132.70
				521.001 · Fica Taxes	-31.03	31.03
				202.501 · FICA Payable	31.03	-31.03
				202.501 · FICA Payable	31.03	-31.03
				2110 · Direct Deposit Liabilities	1,923.66	-1,923.66
TOTAL					0.00	0.00
Paycheck	DD	10/30/2020	Deborah Samuel(101.002 · Wells Fargo - Garage Account		0.00
				512.001 · Payroll Salaries	-4,087.73	4,087.73
				512.001 · Payroll Salaries	-323.08	323.08
				202.500 · FWT Payable	340.00	-340.00
				521.001 · Fica Taxes	-273.47	273.47
				202.501 · FICA Payable	273.47	-273.47
				202.501 · FICA Payable	273.47	-273.47
				521.001 · Fica Taxes	-63.96	63.96
				202.501 · FICA Payable	63.96	-63.96
				202.501 · FICA Payable	63.96	-63.96
				2110 · Direct Deposit Liabilities	3,733.38	-3,733.38
TOTAL					0.00	0.00

Midtown Miami CDD
Check Detail
 October 2020 through July 2021

Type	Num	Date	Name	Account	Paid Amount	Original Amount
Paycheck	DD	10/30/2020	Tariq A Bayzid	101.002 · Wells Fargo - Garage Account		0.00
				512.001 · Payroll Salaries	-3,116.68	3,116.68
				512.001 · Payroll Salaries	-323.08	323.08
				202.500 · FWT Payable	283.00	-283.00
				521.001 · Fica Taxes	-213.26	213.26
				202.501 · FICA Payable	213.26	-213.26
				202.501 · FICA Payable	213.26	-213.26
				521.001 · Fica Taxes	-49.87	49.87
				202.501 · FICA Payable	49.87	-49.87
				202.501 · FICA Payable	49.87	-49.87
				2110 · Direct Deposit Liabilities	2,893.63	-2,893.63
TOTAL					0.00	0.00
Paycheck	DD	11/13/2020	Carolina Reyes	101.002 · Wells Fargo - Garage Account		0.00
				512.001 · Payroll Salaries	-1,817.31	1,817.31
				512.001 · Payroll Salaries	-323.08	323.08
				202.500 · FWT Payable	53.00	-53.00
				521.001 · Fica Taxes	-132.71	132.71
				202.501 · FICA Payable	132.71	-132.71
				202.501 · FICA Payable	132.71	-132.71
				521.001 · Fica Taxes	-31.04	31.04
				202.501 · FICA Payable	31.04	-31.04
				202.501 · FICA Payable	31.04	-31.04
				2110 · Direct Deposit Liabilities	1,923.64	-1,923.64
TOTAL					0.00	0.00
Paycheck	DD	11/13/2020	Deborah Samuel(101.002 · Wells Fargo - Garage Account		0.00
				512.001 · Payroll Salaries	-4,087.73	4,087.73
				512.001 · Payroll Salaries	-323.08	323.08
				202.500 · FWT Payable	340.00	-340.00
				521.001 · Fica Taxes	-273.47	273.47
				202.501 · FICA Payable	273.47	-273.47
				202.501 · FICA Payable	273.47	-273.47
				521.001 · Fica Taxes	-63.95	63.95
				202.501 · FICA Payable	63.95	-63.95
				202.501 · FICA Payable	63.95	-63.95
				2110 · Direct Deposit Liabilities	3,733.39	-3,733.39
TOTAL					0.00	0.00
Paycheck	DD	11/13/2020	Tariq A Bayzid	101.002 · Wells Fargo - Garage Account		0.00
				512.001 · Payroll Salaries	-3,116.68	3,116.68
				512.001 · Payroll Salaries	-323.08	323.08
				202.500 · FWT Payable	283.00	-283.00
				521.001 · Fica Taxes	-213.27	213.27
				202.501 · FICA Payable	213.27	-213.27
				202.501 · FICA Payable	213.27	-213.27

Midtown Miami CDD
Check Detail
 October 2020 through July 2021

Type	Num	Date	Name	Account	Paid Amount	Original Amount
				521.001 · Fica Taxes	-49.88	49.88
				202.501 · FICA Payable	49.88	-49.88
				202.501 · FICA Payable	49.88	-49.88
				2110 · Direct Deposit Liabilities	2,893.61	-2,893.61
TOTAL					0.00	0.00
Paycheck	DD	11/13/2020	Carolina Reyes	101.002 · Wells Fargo - Garage Account		0.00
				512.001 · Payroll Salaries	-1,817.31	1,817.31
				202.500 · FWT Payable	20.00	-20.00
				521.001 · Fica Taxes	-112.67	112.67
				202.501 · FICA Payable	112.67	-112.67
				202.501 · FICA Payable	112.67	-112.67
				521.001 · Fica Taxes	-26.35	26.35
				202.501 · FICA Payable	26.35	-26.35
				202.501 · FICA Payable	26.35	-26.35
				2110 · Direct Deposit Liabilities	1,658.29	-1,658.29
TOTAL					0.00	0.00
Paycheck	DD	11/13/2020	Deborah Samuel(101.002 · Wells Fargo - Garage Account		0.00
				512.001 · Payroll Salaries	-6,131.61	6,131.61
				202.500 · FWT Payable	706.00	-706.00
				521.001 · Fica Taxes	-380.16	380.16
				202.501 · FICA Payable	380.16	-380.16
				202.501 · FICA Payable	380.16	-380.16
				521.001 · Fica Taxes	-88.91	88.91
				202.501 · FICA Payable	88.91	-88.91
				202.501 · FICA Payable	88.91	-88.91
				2110 · Direct Deposit Liabilities	4,956.54	-4,956.54
TOTAL					0.00	0.00
Paycheck	DD	11/13/2020	Tariq A Bayzid	101.002 · Wells Fargo - Garage Account		0.00
				512.001 · Payroll Salaries	-4,675.02	4,675.02
				202.500 · FWT Payable	495.00	-495.00
				521.001 · Fica Taxes	-289.85	289.85
				202.501 · FICA Payable	289.85	-289.85
				202.501 · FICA Payable	289.85	-289.85
				521.001 · Fica Taxes	-67.79	67.79
				202.501 · FICA Payable	67.79	-67.79
				202.501 · FICA Payable	67.79	-67.79
				2110 · Direct Deposit Liabilities	3,822.38	-3,822.38
TOTAL					0.00	0.00
Paycheck	DD	11/27/2020	Carolina Reyes	101.002 · Wells Fargo - Garage Account		0.00
				512.001 · Payroll Salaries	-1,817.31	1,817.31
				512.001 · Payroll Salaries	-323.08	323.08

Midtown Miami CDD
Check Detail
 October 2020 through July 2021

Type	Num	Date	Name	Account	Paid Amount	Original Amount
				202.500 · FWT Payable	53.00	-53.00
				521.001 · Fica Taxes	-132.70	132.70
				202.501 · FICA Payable	132.70	-132.70
				202.501 · FICA Payable	132.70	-132.70
				521.001 · Fica Taxes	-31.04	31.04
				202.501 · FICA Payable	31.04	-31.04
				202.501 · FICA Payable	31.04	-31.04
				2110 · Direct Deposit Liabilities	1,923.65	-1,923.65
TOTAL					0.00	0.00
Paycheck	DD	11/27/2020	Deborah Samuel(101.002 · Wells Fargo - Garage Account		0.00
				512.001 · Payroll Salaries	-4,087.73	4,087.73
				512.001 · Payroll Salaries	-323.08	323.08
				202.500 · FWT Payable	340.00	-340.00
				521.001 · Fica Taxes	-273.47	273.47
				202.501 · FICA Payable	273.47	-273.47
				202.501 · FICA Payable	273.47	-273.47
				521.001 · Fica Taxes	-63.96	63.96
				202.501 · FICA Payable	63.96	-63.96
				202.501 · FICA Payable	63.96	-63.96
				2110 · Direct Deposit Liabilities	3,733.38	-3,733.38
TOTAL					0.00	0.00
Paycheck	DD	11/27/2020	Tariq A Bayzid	101.002 · Wells Fargo - Garage Account		0.00
				512.001 · Payroll Salaries	-3,116.68	3,116.68
				512.001 · Payroll Salaries	-323.08	323.08
				202.500 · FWT Payable	283.00	-283.00
				521.001 · Fica Taxes	-213.26	213.26
				202.501 · FICA Payable	213.26	-213.26
				202.501 · FICA Payable	213.26	-213.26
				521.001 · Fica Taxes	-49.87	49.87
				202.501 · FICA Payable	49.87	-49.87
				202.501 · FICA Payable	49.87	-49.87
				2110 · Direct Deposit Liabilities	2,893.63	-2,893.63
TOTAL					0.00	0.00
Paycheck	DD	12/11/2020	Carolina Reyes	101.002 · Wells Fargo - Garage Account		0.00
				512.001 · Payroll Salaries	-1,817.31	1,817.31
				512.001 · Payroll Salaries	-323.08	323.08
				202.500 · FWT Payable	53.00	-53.00
				521.001 · Fica Taxes	-132.71	132.71
				202.501 · FICA Payable	132.71	-132.71
				202.501 · FICA Payable	132.71	-132.71
				521.001 · Fica Taxes	-31.03	31.03
				202.501 · FICA Payable	31.03	-31.03
				202.501 · FICA Payable	31.03	-31.03
				2110 · Direct Deposit Liabilities	1,923.65	-1,923.65

Midtown Miami CDD
Check Detail
 October 2020 through July 2021

Type	Num	Date	Name	Account	Paid Amount	Original Amount
TOTAL					0.00	0.00
Paycheck	DD	12/11/2020	Deborah Samuel(101.002 · Wells Fargo - Garage Account		0.00
				512.001 · Payroll Salaries	-4,087.73	4,087.73
				512.001 · Payroll Salaries	-323.08	323.08
				202.500 · FWT Payable	340.00	-340.00
				521.001 · Fica Taxes	-273.47	273.47
				202.501 · FICA Payable	273.47	-273.47
				202.501 · FICA Payable	273.47	-273.47
				521.001 · Fica Taxes	-63.96	63.96
				202.501 · FICA Payable	63.96	-63.96
				202.501 · FICA Payable	63.96	-63.96
				2110 · Direct Deposit Liabilities	3,733.38	-3,733.38
TOTAL					0.00	0.00
Paycheck	DD	12/11/2020	Tariq A Bayzid	101.002 · Wells Fargo - Garage Account		0.00
				512.001 · Payroll Salaries	-3,116.68	3,116.68
				512.001 · Payroll Salaries	-323.08	323.08
				202.500 · FWT Payable	283.00	-283.00
				521.001 · Fica Taxes	-213.27	213.27
				202.501 · FICA Payable	213.27	-213.27
				202.501 · FICA Payable	213.27	-213.27
				521.001 · Fica Taxes	-49.88	49.88
				202.501 · FICA Payable	49.88	-49.88
				202.501 · FICA Payable	49.88	-49.88
				2110 · Direct Deposit Liabilities	2,893.61	-2,893.61
TOTAL					0.00	0.00
Paycheck	DD	12/24/2020	Carolina Reyes	101.002 · Wells Fargo - Garage Account		0.00
				512.001 · Payroll Salaries	-1,817.31	1,817.31
				512.001 · Payroll Salaries	-323.08	323.08
				202.500 · FWT Payable	53.00	-53.00
				521.001 · Fica Taxes	-132.70	132.70
				202.501 · FICA Payable	132.70	-132.70
				202.501 · FICA Payable	132.70	-132.70
				521.001 · Fica Taxes	-31.04	31.04
				202.501 · FICA Payable	31.04	-31.04
				202.501 · FICA Payable	31.04	-31.04
				2110 · Direct Deposit Liabilities	1,923.65	-1,923.65
TOTAL					0.00	0.00
Paycheck	DD	12/24/2020	Deborah Samuel(101.002 · Wells Fargo - Garage Account		0.00
				512.001 · Payroll Salaries	-4,087.73	4,087.73
				512.001 · Payroll Salaries	-323.08	323.08
				202.500 · FWT Payable	340.00	-340.00
				521.001 · Fica Taxes	-273.47	273.47

Midtown Miami CDD
Check Detail
 October 2020 through July 2021

Type	Num	Date	Name	Account	Paid Amount	Original Amount
				202.501 · FICA Payable	273.47	-273.47
				202.501 · FICA Payable	273.47	-273.47
				521.001 · Fica Taxes	-63.95	63.95
				202.501 · FICA Payable	63.95	-63.95
				202.501 · FICA Payable	63.95	-63.95
				2110 · Direct Deposit Liabilities	3,733.39	-3,733.39
TOTAL					0.00	0.00
Paycheck	DD	12/24/2020	Tariq A Bayzid	101.002 · Wells Fargo - Garage Account		0.00
				512.001 · Payroll Salaries	-3,116.68	3,116.68
				512.001 · Payroll Salaries	-323.08	323.08
				202.500 · FWT Payable	283.00	-283.00
				521.001 · Fica Taxes	-213.26	213.26
				202.501 · FICA Payable	213.26	-213.26
				202.501 · FICA Payable	213.26	-213.26
				521.001 · Fica Taxes	-49.88	49.88
				202.501 · FICA Payable	49.88	-49.88
				202.501 · FICA Payable	49.88	-49.88
				2110 · Direct Deposit Liabilities	2,893.62	-2,893.62
TOTAL					0.00	0.00
Paycheck	DD	01/08/2021	Carolina Reyes	101.002 · Wells Fargo - Garage Account		0.00
				512.001 · Payroll Salaries	-1,817.31	1,817.31
				512.001 · Payroll Salaries	-323.08	323.08
				202.500 · FWT Payable	51.00	-51.00
				521.001 · Fica Taxes	-132.70	132.70
				202.501 · FICA Payable	132.70	-132.70
				202.501 · FICA Payable	132.70	-132.70
				521.001 · Fica Taxes	-31.04	31.04
				202.501 · FICA Payable	31.04	-31.04
				202.501 · FICA Payable	31.04	-31.04
				2110 · Direct Deposit Liabilities	1,925.65	-1,925.65
TOTAL					0.00	0.00
Paycheck	DD	01/08/2021	Deborah Samuel(101.002 · Wells Fargo - Garage Account		0.00
				512.001 · Payroll Salaries	-4,087.73	4,087.73
				512.001 · Payroll Salaries	-323.08	323.08
				202.500 · FWT Payable	339.00	-339.00
				521.001 · Fica Taxes	-273.47	273.47
				202.501 · FICA Payable	273.47	-273.47
				202.501 · FICA Payable	273.47	-273.47
				521.001 · Fica Taxes	-63.96	63.96
				202.501 · FICA Payable	63.96	-63.96
				202.501 · FICA Payable	63.96	-63.96
				2110 · Direct Deposit Liabilities	3,734.38	-3,734.38
TOTAL					0.00	0.00

Midtown Miami CDD
Check Detail
 October 2020 through July 2021

Type	Num	Date	Name	Account	Paid Amount	Original Amount
Paycheck	DD	01/08/2021	Tariq A Bayzid	101.002 · Wells Fargo - Garage Account		0.00
				512.001 · Payroll Salaries	-3,116.68	3,116.68
				512.001 · Payroll Salaries	-323.08	323.08
				202.500 · FWT Payable	282.00	-282.00
				521.001 · Fica Taxes	-213.27	213.27
				202.501 · FICA Payable	213.27	-213.27
				202.501 · FICA Payable	213.27	-213.27
				521.001 · Fica Taxes	-49.88	49.88
				202.501 · FICA Payable	49.88	-49.88
				202.501 · FICA Payable	49.88	-49.88
				2110 · Direct Deposit Liabilities	2,894.61	-2,894.61
TOTAL					0.00	0.00
Paycheck	DD	01/22/2021	Carolina Reyes	101.002 · Wells Fargo - Garage Account		0.00
				512.001 · Payroll Salaries	-1,090.30	1,090.30
				512.001 · Payroll Salaries	-193.85	193.85
				521.001 · Fica Taxes	-79.62	79.62
				202.501 · FICA Payable	79.62	-79.62
				202.501 · FICA Payable	79.62	-79.62
				521.001 · Fica Taxes	-18.62	18.62
				202.501 · FICA Payable	18.62	-18.62
				202.501 · FICA Payable	18.62	-18.62
				2110 · Direct Deposit Liabilities	1,185.91	-1,185.91
TOTAL					0.00	0.00
Paycheck	DD	01/22/2021	Deborah Samuel(101.002 · Wells Fargo - Garage Account		0.00
				512.001 · Payroll Salaries	-4,087.73	4,087.73
				512.001 · Payroll Salaries	-323.08	323.08
				202.500 · FWT Payable	339.00	-339.00
				521.001 · Fica Taxes	-273.47	273.47
				202.501 · FICA Payable	273.47	-273.47
				202.501 · FICA Payable	273.47	-273.47
				521.001 · Fica Taxes	-63.95	63.95
				202.501 · FICA Payable	63.95	-63.95
				202.501 · FICA Payable	63.95	-63.95
				2110 · Direct Deposit Liabilities	3,734.39	-3,734.39
TOTAL					0.00	0.00
Paycheck	DD	01/22/2021	Tariq A Bayzid	101.002 · Wells Fargo - Garage Account		0.00
				512.001 · Payroll Salaries	-3,116.68	3,116.68
				512.001 · Payroll Salaries	-323.08	323.08
				202.500 · FWT Payable	282.00	-282.00
				521.001 · Fica Taxes	-213.26	213.26
				202.501 · FICA Payable	213.26	-213.26
				202.501 · FICA Payable	213.26	-213.26
				521.001 · Fica Taxes	-49.87	49.87

4:13 PM

08/25/21

Midtown Miami CDD
Check Detail
 October 2020 through July 2021

Type	Num	Date	Name	Account	Paid Amount	Original Amount
				202.501 · FICA Payable	49.87	-49.87
				202.501 · FICA Payable	49.87	-49.87
				2110 · Direct Deposit Liabilities	2,894.63	-2,894.63
TOTAL					0.00	0.00
Paycheck	DD	02/05/2021	Carolina Reyes	101.002 · Wells Fargo - Garage Account		0.00
				512.001 · Payroll Salaries	-1,090.30	1,090.30
				512.001 · Payroll Salaries	-193.85	193.85
				521.001 · Fica Taxes	-79.62	79.62
				202.501 · FICA Payable	79.62	-79.62
				202.501 · FICA Payable	79.62	-79.62
				521.001 · Fica Taxes	-18.62	18.62
				202.501 · FICA Payable	18.62	-18.62
				202.501 · FICA Payable	18.62	-18.62
				2110 · Direct Deposit Liabilities	1,185.91	-1,185.91
TOTAL					0.00	0.00
Paycheck	DD	02/05/2021	Deborah Samuel(101.002 · Wells Fargo - Garage Account		0.00
				512.001 · Payroll Salaries	-4,087.73	4,087.73
				512.001 · Payroll Salaries	-323.08	323.08
				202.500 · FWT Payable	339.00	-339.00
				521.001 · Fica Taxes	-273.47	273.47
				202.501 · FICA Payable	273.47	-273.47
				202.501 · FICA Payable	273.47	-273.47
				521.001 · Fica Taxes	-63.96	63.96
				202.501 · FICA Payable	63.96	-63.96
				202.501 · FICA Payable	63.96	-63.96
				2110 · Direct Deposit Liabilities	3,734.38	-3,734.38
TOTAL					0.00	0.00
Paycheck	DD	02/05/2021	Tariq A Bayzid	101.002 · Wells Fargo - Garage Account		0.00
				512.001 · Payroll Salaries	-3,116.68	3,116.68
				512.001 · Payroll Salaries	-323.08	323.08
				202.500 · FWT Payable	282.00	-282.00
				521.001 · Fica Taxes	-213.27	213.27
				202.501 · FICA Payable	213.27	-213.27
				202.501 · FICA Payable	213.27	-213.27
				521.001 · Fica Taxes	-49.88	49.88
				202.501 · FICA Payable	49.88	-49.88
				202.501 · FICA Payable	49.88	-49.88
				2110 · Direct Deposit Liabilities	2,894.61	-2,894.61
TOTAL					0.00	0.00
Paycheck	DD	02/19/2021	Carolina Reyes	101.002 · Wells Fargo - Garage Account		0.00
				512.001 · Payroll Salaries	-1,090.30	1,090.30

Midtown Miami CDD
Check Detail
 October 2020 through July 2021

Type	Num	Date	Name	Account	Paid Amount	Original Amount
				512.001 · Payroll Salaries	-193.85	193.85
				521.001 · Fica Taxes	-79.62	79.62
				202.501 · FICA Payable	79.62	-79.62
				202.501 · FICA Payable	79.62	-79.62
				521.001 · Fica Taxes	-18.62	18.62
				202.501 · FICA Payable	18.62	-18.62
				202.501 · FICA Payable	18.62	-18.62
				2110 · Direct Deposit Liabilities	1,185.91	-1,185.91
TOTAL					0.00	0.00
Paycheck	DD	02/19/2021	Deborah Samuel(101.002 · Wells Fargo - Garage Account		0.00
				512.001 · Payroll Salaries	-4,087.73	4,087.73
				512.001 · Payroll Salaries	-323.08	323.08
				202.500 · FWT Payable	339.00	-339.00
				521.001 · Fica Taxes	-273.47	273.47
				202.501 · FICA Payable	273.47	-273.47
				202.501 · FICA Payable	273.47	-273.47
				521.001 · Fica Taxes	-63.96	63.96
				202.501 · FICA Payable	63.96	-63.96
				202.501 · FICA Payable	63.96	-63.96
				2110 · Direct Deposit Liabilities	3,734.38	-3,734.38
TOTAL					0.00	0.00
Paycheck	DD	02/19/2021	Tariq A Bayzid	101.002 · Wells Fargo - Garage Account		0.00
				512.001 · Payroll Salaries	-3,116.68	3,116.68
				512.001 · Payroll Salaries	-323.08	323.08
				202.500 · FWT Payable	282.00	-282.00
				521.001 · Fica Taxes	-213.26	213.26
				202.501 · FICA Payable	213.26	-213.26
				202.501 · FICA Payable	213.26	-213.26
				521.001 · Fica Taxes	-49.88	49.88
				202.501 · FICA Payable	49.88	-49.88
				202.501 · FICA Payable	49.88	-49.88
				2110 · Direct Deposit Liabilities	2,894.62	-2,894.62
TOTAL					0.00	0.00
Paycheck	DD	03/05/2021	Carolina Reyes	101.002 · Wells Fargo - Garage Account		0.00
				512.001 · Payroll Salaries	-1,090.30	1,090.30
				512.001 · Payroll Salaries	-193.85	193.85
				521.001 · Fica Taxes	-79.61	79.61
				202.501 · FICA Payable	79.61	-79.61
				202.501 · FICA Payable	79.61	-79.61
				521.001 · Fica Taxes	-18.62	18.62
				202.501 · FICA Payable	18.62	-18.62
				202.501 · FICA Payable	18.62	-18.62
				2110 · Direct Deposit Liabilities	1,185.92	-1,185.92

Midtown Miami CDD
Check Detail
 October 2020 through July 2021

Type	Num	Date	Name	Account	Paid Amount	Original Amount
TOTAL					0.00	0.00
Paycheck	DD	03/05/2021	Deborah Samuel(101.002 · Wells Fargo - Garage Account		0.00
				512.001 · Payroll Salaries	-4,087.73	4,087.73
				512.001 · Payroll Salaries	-323.08	323.08
				202.500 · FWT Payable	339.00	-339.00
				521.001 · Fica Taxes	-273.47	273.47
				202.501 · FICA Payable	273.47	-273.47
				202.501 · FICA Payable	273.47	-273.47
				521.001 · Fica Taxes	-63.95	63.95
				202.501 · FICA Payable	63.95	-63.95
				202.501 · FICA Payable	63.95	-63.95
				2110 · Direct Deposit Liabilities	3,734.39	-3,734.39
TOTAL					0.00	0.00
Paycheck	DD	03/05/2021	Tariq A Bayzid	101.002 · Wells Fargo - Garage Account		0.00
				512.001 · Payroll Salaries	-3,116.68	3,116.68
				512.001 · Payroll Salaries	-323.08	323.08
				202.500 · FWT Payable	282.00	-282.00
				521.001 · Fica Taxes	-213.27	213.27
				202.501 · FICA Payable	213.27	-213.27
				202.501 · FICA Payable	213.27	-213.27
				521.001 · Fica Taxes	-49.87	49.87
				202.501 · FICA Payable	49.87	-49.87
				202.501 · FICA Payable	49.87	-49.87
				2110 · Direct Deposit Liabilities	2,894.62	-2,894.62
TOTAL					0.00	0.00
Paycheck	DD	03/19/2021	Carolina Reyes	101.002 · Wells Fargo - Garage Account		0.00
				512.001 · Payroll Salaries	-1,090.30	1,090.30
				512.001 · Payroll Salaries	-193.85	193.85
				521.001 · Fica Taxes	-79.62	79.62
				202.501 · FICA Payable	79.62	-79.62
				202.501 · FICA Payable	79.62	-79.62
				521.001 · Fica Taxes	-18.62	18.62
				202.501 · FICA Payable	18.62	-18.62
				202.501 · FICA Payable	18.62	-18.62
				2110 · Direct Deposit Liabilities	1,185.91	-1,185.91
TOTAL					0.00	0.00
Paycheck	DD	03/19/2021	Deborah Samuel(101.002 · Wells Fargo - Garage Account		0.00
				512.001 · Payroll Salaries	-4,087.73	4,087.73
				512.001 · Payroll Salaries	-323.08	323.08
				202.500 · FWT Payable	339.00	-339.00
				521.001 · Fica Taxes	-273.47	273.47
				202.501 · FICA Payable	273.47	-273.47

Midtown Miami CDD
Check Detail
 October 2020 through July 2021

Type	Num	Date	Name	Account	Paid Amount	Original Amount
				202.501 · FICA Payable	273.47	-273.47
				521.001 · Fica Taxes	-63.96	63.96
				202.501 · FICA Payable	63.96	-63.96
				202.501 · FICA Payable	63.96	-63.96
				2110 · Direct Deposit Liabilities	3,734.38	-3,734.38
TOTAL					0.00	0.00
Paycheck	DD	03/19/2021	Tariq A Bayzid	101.002 · Wells Fargo - Garage Account		0.00
				512.001 · Payroll Salaries	-3,116.68	3,116.68
				512.001 · Payroll Salaries	-323.08	323.08
				202.500 · FWT Payable	282.00	-282.00
				521.001 · Fica Taxes	-213.26	213.26
				202.501 · FICA Payable	213.26	-213.26
				202.501 · FICA Payable	213.26	-213.26
				521.001 · Fica Taxes	-49.88	49.88
				202.501 · FICA Payable	49.88	-49.88
				202.501 · FICA Payable	49.88	-49.88
				2110 · Direct Deposit Liabilities	2,894.62	-2,894.62
TOTAL					0.00	0.00
Paycheck	DD	04/02/2021	Carolina Reyes	101.002 · Wells Fargo - Garage Account		0.00
				512.001 · Payroll Salaries	-1,090.30	1,090.30
				512.001 · Payroll Salaries	-193.85	193.85
				521.001 · Fica Taxes	-79.62	79.62
				202.501 · FICA Payable	79.62	-79.62
				202.501 · FICA Payable	79.62	-79.62
				521.001 · Fica Taxes	-18.62	18.62
				202.501 · FICA Payable	18.62	-18.62
				202.501 · FICA Payable	18.62	-18.62
				2110 · Direct Deposit Liabilities	1,185.91	-1,185.91
TOTAL					0.00	0.00
Paycheck	DD	04/02/2021	Deborah Samuel(101.002 · Wells Fargo - Garage Account		0.00
				512.001 · Payroll Salaries	-4,087.73	4,087.73
				512.001 · Payroll Salaries	-323.08	323.08
				202.500 · FWT Payable	339.00	-339.00
				521.001 · Fica Taxes	-273.47	273.47
				202.501 · FICA Payable	273.47	-273.47
				202.501 · FICA Payable	273.47	-273.47
				521.001 · Fica Taxes	-63.96	63.96
				202.501 · FICA Payable	63.96	-63.96
				202.501 · FICA Payable	63.96	-63.96
				2110 · Direct Deposit Liabilities	3,734.38	-3,734.38
TOTAL					0.00	0.00
Paycheck	DD	04/02/2021	Tariq A Bayzid	101.002 · Wells Fargo - Garage Account		0.00

Midtown Miami CDD
Check Detail
 October 2020 through July 2021

Type	Num	Date	Name	Account	Paid Amount	Original Amount
				512.001 · Payroll Salaries	-3,116.68	3,116.68
				512.001 · Payroll Salaries	-323.08	323.08
				202.500 · FWT Payable	282.00	-282.00
				521.001 · Fica Taxes	-213.27	213.27
				202.501 · FICA Payable	213.27	-213.27
				202.501 · FICA Payable	213.27	-213.27
				521.001 · Fica Taxes	-49.88	49.88
				202.501 · FICA Payable	49.88	-49.88
				202.501 · FICA Payable	49.88	-49.88
				2110 · Direct Deposit Liabilities	2,894.61	-2,894.61
TOTAL					0.00	0.00
Paycheck	DD	04/16/2021	Carolina Reyes	101.002 · Wells Fargo - Garage Account		0.00
				512.001 · Payroll Salaries	-1,090.30	1,090.30
				512.001 · Payroll Salaries	-193.85	193.85
				521.001 · Fica Taxes	-79.62	79.62
				202.501 · FICA Payable	79.62	-79.62
				202.501 · FICA Payable	79.62	-79.62
				521.001 · Fica Taxes	-18.62	18.62
				202.501 · FICA Payable	18.62	-18.62
				202.501 · FICA Payable	18.62	-18.62
				2110 · Direct Deposit Liabilities	1,185.91	-1,185.91
TOTAL					0.00	0.00
Paycheck	DD	04/16/2021	Deborah Samuel(101.002 · Wells Fargo - Garage Account		0.00
				512.001 · Payroll Salaries	-4,087.73	4,087.73
				512.001 · Payroll Salaries	-323.08	323.08
				202.500 · FWT Payable	339.00	-339.00
				521.001 · Fica Taxes	-273.47	273.47
				202.501 · FICA Payable	273.47	-273.47
				202.501 · FICA Payable	273.47	-273.47
				521.001 · Fica Taxes	-63.95	63.95
				202.501 · FICA Payable	63.95	-63.95
				202.501 · FICA Payable	63.95	-63.95
				2110 · Direct Deposit Liabilities	3,734.39	-3,734.39
TOTAL					0.00	0.00
Paycheck	DD	04/16/2021	Tariq A Bayzid	101.002 · Wells Fargo - Garage Account		0.00
				512.001 · Payroll Salaries	-3,116.68	3,116.68
				512.001 · Payroll Salaries	-323.08	323.08
				202.500 · FWT Payable	282.00	-282.00
				521.001 · Fica Taxes	-213.26	213.26
				202.501 · FICA Payable	213.26	-213.26
				202.501 · FICA Payable	213.26	-213.26
				521.001 · Fica Taxes	-49.87	49.87
				202.501 · FICA Payable	49.87	-49.87
				202.501 · FICA Payable	49.87	-49.87

4:13 PM

08/25/21

Midtown Miami CDD
Check Detail
 October 2020 through July 2021

Type	Num	Date	Name	Account	Paid Amount	Original Amount
				2110 · Direct Deposit Liabilities	2,894.63	-2,894.63
TOTAL					0.00	0.00
Paycheck	DD	04/30/2021	Carolina Reyes	101.002 · Wells Fargo - Garage Account		0.00
				512.001 · Payroll Salaries	-1,090.30	1,090.30
				512.001 · Payroll Salaries	-193.85	193.85
				521.001 · Fica Taxes	-79.61	79.61
				202.501 · FICA Payable	-79.61	-79.61
				202.501 · FICA Payable	79.61	-79.61
				521.001 · Fica Taxes	-18.62	18.62
				202.501 · FICA Payable	18.62	-18.62
				202.501 · FICA Payable	18.62	-18.62
				2110 · Direct Deposit Liabilities	1,185.92	-1,185.92
TOTAL					0.00	0.00
Paycheck	DD	04/30/2021	Deborah Samuel(101.002 · Wells Fargo - Garage Account		0.00
				512.001 · Payroll Salaries	-4,087.73	4,087.73
				512.001 · Payroll Salaries	-323.08	323.08
				202.500 · FWT Payable	339.00	-339.00
				521.001 · Fica Taxes	-273.47	273.47
				202.501 · FICA Payable	273.47	-273.47
				202.501 · FICA Payable	273.47	-273.47
				521.001 · Fica Taxes	-63.96	63.96
				202.501 · FICA Payable	63.96	-63.96
				202.501 · FICA Payable	63.96	-63.96
				2110 · Direct Deposit Liabilities	3,734.38	-3,734.38
TOTAL					0.00	0.00
Paycheck	DD	04/30/2021	Guadalupe Marquez	101.002 · Wells Fargo - Garage Account		0.00
				512.001 · Payroll Salaries	-727.01	727.01
				512.001 · Payroll Salaries	-129.23	129.23
				202.500 · FWT Payable	37.00	-37.00
				521.001 · Fica Taxes	-53.09	53.09
				202.501 · FICA Payable	53.09	-53.09
				202.501 · FICA Payable	53.09	-53.09
				521.001 · Fica Taxes	-12.42	12.42
				202.501 · FICA Payable	12.42	-12.42
				202.501 · FICA Payable	12.42	-12.42
				2110 · Direct Deposit Liabilities	753.73	-753.73
TOTAL					0.00	0.00
Paycheck	DD	04/30/2021	Tariq A Bayzid	101.002 · Wells Fargo - Garage Account		0.00
				512.001 · Payroll Salaries	-3,116.68	3,116.68
				512.001 · Payroll Salaries	-323.08	323.08
				202.500 · FWT Payable	282.00	-282.00

4:13 PM

08/25/21

Midtown Miami CDD
Check Detail
 October 2020 through July 2021

Type	Num	Date	Name	Account	Paid Amount	Original Amount
				521.001 · Fica Taxes	-213.27	213.27
				202.501 · FICA Payable	213.27	-213.27
				202.501 · FICA Payable	213.27	-213.27
				521.001 · Fica Taxes	-49.88	49.88
				202.501 · FICA Payable	49.88	-49.88
				202.501 · FICA Payable	49.88	-49.88
				2110 · Direct Deposit Liabilities	2,894.61	-2,894.61
TOTAL					0.00	0.00
Paycheck	DD	05/14/2021	Carolina Reyes	101.002 · Wells Fargo - Garage Account		0.00
				512.001 · Payroll Salaries	-1,090.30	1,090.30
				512.001 · Payroll Salaries	-193.85	193.85
				521.001 · Fica Taxes	-79.62	79.62
				202.501 · FICA Payable	79.62	-79.62
				202.501 · FICA Payable	79.62	-79.62
				521.001 · Fica Taxes	-18.62	18.62
				202.501 · FICA Payable	18.62	-18.62
				202.501 · FICA Payable	18.62	-18.62
				2110 · Direct Deposit Liabilities	1,185.91	-1,185.91
TOTAL					0.00	0.00
Paycheck	DD	05/14/2021	Deborah Samuel(101.002 · Wells Fargo - Garage Account		0.00
				512.001 · Payroll Salaries	-4,087.73	4,087.73
				512.001 · Payroll Salaries	-323.08	323.08
				202.500 · FWT Payable	339.00	-339.00
				521.001 · Fica Taxes	-273.47	273.47
				202.501 · FICA Payable	273.47	-273.47
				202.501 · FICA Payable	273.47	-273.47
				521.001 · Fica Taxes	-63.96	63.96
				202.501 · FICA Payable	63.96	-63.96
				202.501 · FICA Payable	63.96	-63.96
				2110 · Direct Deposit Liabilities	3,734.38	-3,734.38
TOTAL					0.00	0.00
Paycheck	DD	05/14/2021	Guadalupe Marquez	101.002 · Wells Fargo - Garage Account		0.00
				512.001 · Payroll Salaries	-727.01	727.01
				512.001 · Payroll Salaries	-129.23	129.23
				202.500 · FWT Payable	37.00	-37.00
				521.001 · Fica Taxes	-53.08	53.08
				202.501 · FICA Payable	53.08	-53.08
				202.501 · FICA Payable	53.08	-53.08
				521.001 · Fica Taxes	-12.41	12.41
				202.501 · FICA Payable	12.41	-12.41
				202.501 · FICA Payable	12.41	-12.41
				2110 · Direct Deposit Liabilities	753.75	-753.75
TOTAL					0.00	0.00

Midtown Miami CDD
Check Detail
 October 2020 through July 2021

Type	Num	Date	Name	Account	Paid Amount	Original Amount
Paycheck	DD	05/14/2021	Tariq A Bayzid	101.002 · Wells Fargo - Garage Account		0.00
				512.001 · Payroll Salaries	-3,116.68	3,116.68
				512.001 · Payroll Salaries	-323.08	323.08
				202.500 · FWT Payable	282.00	-282.00
				521.001 · Fica Taxes	-213.26	213.26
				202.501 · FICA Payable	213.26	-213.26
				202.501 · FICA Payable	213.26	-213.26
				521.001 · Fica Taxes	-49.88	49.88
				202.501 · FICA Payable	49.88	-49.88
				202.501 · FICA Payable	49.88	-49.88
				2110 · Direct Deposit Liabilities	2,894.62	-2,894.62
TOTAL					0.00	0.00
Paycheck	DD	05/28/2021	Carolina Reyes	101.002 · Wells Fargo - Garage Account		0.00
				512.001 · Payroll Salaries	-1,090.30	1,090.30
				512.001 · Payroll Salaries	-193.85	193.85
				521.001 · Fica Taxes	-79.62	79.62
				202.501 · FICA Payable	79.62	-79.62
				202.501 · FICA Payable	79.62	-79.62
				521.001 · Fica Taxes	-18.62	18.62
				202.501 · FICA Payable	18.62	-18.62
				202.501 · FICA Payable	18.62	-18.62
				2110 · Direct Deposit Liabilities	1,185.91	-1,185.91
TOTAL					0.00	0.00
Paycheck	DD	05/28/2021	Deborah Samuel(101.002 · Wells Fargo - Garage Account		0.00
				512.001 · Payroll Salaries	-4,087.73	4,087.73
				512.001 · Payroll Salaries	-323.08	323.08
				202.500 · FWT Payable	339.00	-339.00
				521.001 · Fica Taxes	-273.47	273.47
				202.501 · FICA Payable	273.47	-273.47
				202.501 · FICA Payable	273.47	-273.47
				521.001 · Fica Taxes	-63.95	63.95
				202.501 · FICA Payable	63.95	-63.95
				202.501 · FICA Payable	63.95	-63.95
				2110 · Direct Deposit Liabilities	3,734.39	-3,734.39
TOTAL					0.00	0.00
Paycheck	DD	05/28/2021	Guadalupe Marquez	101.002 · Wells Fargo - Garage Account		0.00
				512.001 · Payroll Salaries	-727.01	727.01
				512.001 · Payroll Salaries	-129.23	129.23
				202.500 · FWT Payable	37.00	-37.00
				521.001 · Fica Taxes	-53.09	53.09
				202.501 · FICA Payable	53.09	-53.09
				202.501 · FICA Payable	53.09	-53.09
				521.001 · Fica Taxes	-12.42	12.42

Midtown Miami CDD
Check Detail
 October 2020 through July 2021

Type	Num	Date	Name	Account	Paid Amount	Original Amount
				202.501 · FICA Payable	12.42	-12.42
				202.501 · FICA Payable	12.42	-12.42
				2110 · Direct Deposit Liabilities	753.73	-753.73
TOTAL					0.00	0.00
Paycheck	DD	05/28/2021	Tariq A Bayzid	101.002 · Wells Fargo - Garage Account		0.00
				512.001 · Payroll Salaries	-3,116.68	3,116.68
				512.001 · Payroll Salaries	-323.08	323.08
				202.500 · FWT Payable	282.00	-282.00
				521.001 · Fica Taxes	-213.27	213.27
				202.501 · FICA Payable	213.27	-213.27
				202.501 · FICA Payable	213.27	-213.27
				521.001 · Fica Taxes	-49.87	49.87
				202.501 · FICA Payable	49.87	-49.87
				202.501 · FICA Payable	49.87	-49.87
				2110 · Direct Deposit Liabilities	2,894.62	-2,894.62
TOTAL					0.00	0.00
Paycheck	DD	06/11/2021	Carolina Reyes	101.002 · Wells Fargo - Garage Account		0.00
				512.001 · Payroll Salaries	-1,090.30	1,090.30
				512.001 · Payroll Salaries	-193.85	193.85
				521.001 · Fica Taxes	-79.61	79.61
				202.501 · FICA Payable	79.61	-79.61
				202.501 · FICA Payable	79.61	-79.61
				521.001 · Fica Taxes	-18.62	18.62
				202.501 · FICA Payable	18.62	-18.62
				202.501 · FICA Payable	18.62	-18.62
				2110 · Direct Deposit Liabilities	1,185.92	-1,185.92
TOTAL					0.00	0.00
Paycheck	DD	06/11/2021	Deborah Samuel(101.002 · Wells Fargo - Garage Account		0.00
				512.001 · Payroll Salaries	-4,087.73	4,087.73
				512.001 · Payroll Salaries	-323.08	323.08
				202.500 · FWT Payable	339.00	-339.00
				521.001 · Fica Taxes	-273.47	273.47
				202.501 · FICA Payable	273.47	-273.47
				202.501 · FICA Payable	273.47	-273.47
				521.001 · Fica Taxes	-63.96	63.96
				202.501 · FICA Payable	63.96	-63.96
				202.501 · FICA Payable	63.96	-63.96
				2110 · Direct Deposit Liabilities	3,734.38	-3,734.38
TOTAL					0.00	0.00
Paycheck	DD	06/11/2021	Guadalupe Marquez	101.002 · Wells Fargo - Garage Account		0.00
				512.001 · Payroll Salaries	-727.01	727.01

Midtown Miami CDD
Check Detail
 October 2020 through July 2021

Type	Num	Date	Name	Account	Paid Amount	Original Amount
				512.001 · Payroll Salaries	-129.23	129.23
				202.500 · FWT Payable	37.00	-37.00
				521.001 · Fica Taxes	-53.09	53.09
				202.501 · FICA Payable	53.09	-53.09
				202.501 · FICA Payable	53.09	-53.09
				521.001 · Fica Taxes	-12.41	12.41
				202.501 · FICA Payable	12.41	-12.41
				202.501 · FICA Payable	12.41	-12.41
				2110 · Direct Deposit Liabilities	753.74	-753.74
TOTAL					0.00	0.00
Paycheck	DD	06/11/2021	Tariq A Bayzid	101.002 · Wells Fargo - Garage Account		0.00
				512.001 · Payroll Salaries	-3,116.68	3,116.68
				512.001 · Payroll Salaries	-323.08	323.08
				202.500 · FWT Payable	282.00	-282.00
				521.001 · Fica Taxes	-213.26	213.26
				202.501 · FICA Payable	213.26	-213.26
				202.501 · FICA Payable	213.26	-213.26
				521.001 · Fica Taxes	-49.88	49.88
				202.501 · FICA Payable	49.88	-49.88
				202.501 · FICA Payable	49.88	-49.88
				2110 · Direct Deposit Liabilities	2,894.62	-2,894.62
TOTAL					0.00	0.00
Paycheck	DD	06/25/2021	Carolina Reyes	101.002 · Wells Fargo - Garage Account		0.00
				512.001 · Payroll Salaries	-1,090.30	1,090.30
				512.001 · Payroll Salaries	-193.85	193.85
				521.001 · Fica Taxes	-79.62	79.62
				202.501 · FICA Payable	79.62	-79.62
				202.501 · FICA Payable	79.62	-79.62
				521.001 · Fica Taxes	-18.62	18.62
				202.501 · FICA Payable	18.62	-18.62
				202.501 · FICA Payable	18.62	-18.62
				2110 · Direct Deposit Liabilities	1,185.91	-1,185.91
TOTAL					0.00	0.00
Paycheck	DD	06/25/2021	Deborah Samuel(101.002 · Wells Fargo - Garage Account		0.00
				512.001 · Payroll Salaries	-4,087.73	4,087.73
				512.001 · Payroll Salaries	-323.08	323.08
				202.500 · FWT Payable	339.00	-339.00
				521.001 · Fica Taxes	-273.47	273.47
				202.501 · FICA Payable	273.47	-273.47
				202.501 · FICA Payable	273.47	-273.47
				521.001 · Fica Taxes	-63.96	63.96
				202.501 · FICA Payable	63.96	-63.96
				202.501 · FICA Payable	63.96	-63.96
				2110 · Direct Deposit Liabilities	3,734.38	-3,734.38

Midtown Miami CDD
Check Detail
 October 2020 through July 2021

Type	Num	Date	Name	Account	Paid Amount	Original Amount
TOTAL					0.00	0.00
Paycheck	DD	06/25/2021	Guadalupe Marquez	101.002 · Wells Fargo - Garage Account		0.00
				512.001 · Payroll Salaries	-727.01	727.01
				512.001 · Payroll Salaries	-129.23	129.23
				202.500 · FWT Payable	37.00	-37.00
				521.001 · Fica Taxes	-53.08	53.08
				202.501 · FICA Payable	53.08	-53.08
				202.501 · FICA Payable	53.08	-53.08
				521.001 · Fica Taxes	-12.42	12.42
				202.501 · FICA Payable	12.42	-12.42
				202.501 · FICA Payable	12.42	-12.42
				2110 · Direct Deposit Liabilities	753.74	-753.74
TOTAL					0.00	0.00
Paycheck	DD	06/25/2021	Tariq A Bayzid	101.002 · Wells Fargo - Garage Account		0.00
				512.001 · Payroll Salaries	-3,116.68	3,116.68
				512.001 · Payroll Salaries	-323.08	323.08
				202.500 · FWT Payable	282.00	-282.00
				521.001 · Fica Taxes	-213.27	213.27
				202.501 · FICA Payable	213.27	-213.27
				202.501 · FICA Payable	213.27	-213.27
				521.001 · Fica Taxes	-49.87	49.87
				202.501 · FICA Payable	49.87	-49.87
				202.501 · FICA Payable	49.87	-49.87
				2110 · Direct Deposit Liabilities	2,894.62	-2,894.62
TOTAL					0.00	0.00
Paycheck	DD	07/09/2021	Carolina Reyes	101.002 · Wells Fargo - Garage Account		0.00
				512.001 · Payroll Salaries	-1,090.30	1,090.30
				512.001 · Payroll Salaries	-193.85	193.85
				521.001 · Fica Taxes	-79.62	79.62
				202.501 · FICA Payable	79.62	-79.62
				202.501 · FICA Payable	79.62	-79.62
				521.001 · Fica Taxes	-18.62	18.62
				202.501 · FICA Payable	18.62	-18.62
				202.501 · FICA Payable	18.62	-18.62
				2110 · Direct Deposit Liabilities	1,185.91	-1,185.91
TOTAL					0.00	0.00
Paycheck	DD	07/09/2021	Deborah Samuel(101.002 · Wells Fargo - Garage Account		0.00
				512.001 · Payroll Salaries	-4,087.73	4,087.73
				512.001 · Payroll Salaries	-323.08	323.08
				202.500 · FWT Payable	339.00	-339.00
				521.001 · Fica Taxes	-273.47	273.47
				202.501 · FICA Payable	273.47	-273.47

4:13 PM

08/25/21

Midtown Miami CDD
Check Detail
 October 2020 through July 2021

Type	Num	Date	Name	Account	Paid Amount	Original Amount
				202.501 · FICA Payable	273.47	-273.47
				521.001 · Fica Taxes	-63.95	63.95
				202.501 · FICA Payable	63.95	-63.95
				202.501 · FICA Payable	63.95	-63.95
				2110 · Direct Deposit Liabilities	3,734.39	-3,734.39
TOTAL					0.00	0.00
Paycheck	DD	07/09/2021	Guadalupe Marquez	101.002 · Wells Fargo - Garage Account		0.00
				512.001 · Payroll Salaries	-727.01	727.01
				512.001 · Payroll Salaries	-129.23	129.23
				202.500 · FWT Payable	37.00	-37.00
				521.001 · Fica Taxes	-53.09	53.09
				202.501 · FICA Payable	53.09	-53.09
				202.501 · FICA Payable	53.09	-53.09
				521.001 · Fica Taxes	-12.41	12.41
				202.501 · FICA Payable	12.41	-12.41
				202.501 · FICA Payable	12.41	-12.41
				2110 · Direct Deposit Liabilities	753.74	-753.74
TOTAL					0.00	0.00
Paycheck	DD	07/09/2021	Tariq A Bayzid	101.002 · Wells Fargo - Garage Account		0.00
				512.001 · Payroll Salaries	-3,116.68	3,116.68
				512.001 · Payroll Salaries	-323.08	323.08
				202.500 · FWT Payable	282.00	-282.00
				521.001 · Fica Taxes	-213.26	213.26
				202.501 · FICA Payable	213.26	-213.26
				202.501 · FICA Payable	213.26	-213.26
				521.001 · Fica Taxes	-49.88	49.88
				202.501 · FICA Payable	49.88	-49.88
				202.501 · FICA Payable	49.88	-49.88
				2110 · Direct Deposit Liabilities	2,894.62	-2,894.62
TOTAL					0.00	0.00
Paycheck	DD	07/23/2021	Carolina Reyes	101.002 · Wells Fargo - Garage Account		0.00
				512.001 · Payroll Salaries	-1,090.30	1,090.30
				512.001 · Payroll Salaries	-193.85	193.85
				521.001 · Fica Taxes	-79.62	79.62
				202.501 · FICA Payable	79.62	-79.62
				202.501 · FICA Payable	79.62	-79.62
				521.001 · Fica Taxes	-18.62	18.62
				202.501 · FICA Payable	18.62	-18.62
				202.501 · FICA Payable	18.62	-18.62
				2110 · Direct Deposit Liabilities	1,185.91	-1,185.91
TOTAL					0.00	0.00
Paycheck	DD	07/23/2021	Deborah Samuel(101.002 · Wells Fargo - Garage Account		0.00

Midtown Miami CDD
Check Detail
 October 2020 through July 2021

Type	Num	Date	Name	Account	Paid Amount	Original Amount
				512.001 · Payroll Salaries	-4,087.73	4,087.73
				512.001 · Payroll Salaries	-323.08	323.08
				202.500 · FWT Payable	339.00	-339.00
				521.001 · Fica Taxes	-273.47	273.47
				202.501 · FICA Payable	273.47	-273.47
				202.501 · FICA Payable	273.47	-273.47
				521.001 · Fica Taxes	-63.96	63.96
				202.501 · FICA Payable	63.96	-63.96
				202.501 · FICA Payable	63.96	-63.96
				2110 · Direct Deposit Liabilities	3,734.38	-3,734.38
TOTAL					0.00	0.00
Paycheck	DD	07/23/2021	Guadalupe Marquez	101.002 · Wells Fargo - Garage Account		0.00
				512.001 · Payroll Salaries	-727.01	727.01
				512.001 · Payroll Salaries	-129.23	129.23
				202.500 · FWT Payable	37.00	-37.00
				521.001 · Fica Taxes	-53.09	53.09
				202.501 · FICA Payable	53.09	-53.09
				202.501 · FICA Payable	53.09	-53.09
				521.001 · Fica Taxes	-12.42	12.42
				202.501 · FICA Payable	12.42	-12.42
				202.501 · FICA Payable	12.42	-12.42
				2110 · Direct Deposit Liabilities	753.73	-753.73
TOTAL					0.00	0.00
Paycheck	DD	07/23/2021	Tariq A Bayzid	101.002 · Wells Fargo - Garage Account		0.00
				512.001 · Payroll Salaries	-3,116.68	3,116.68
				512.001 · Payroll Salaries	-323.08	323.08
				202.500 · FWT Payable	282.00	-282.00
				521.001 · Fica Taxes	-213.27	213.27
				202.501 · FICA Payable	213.27	-213.27
				202.501 · FICA Payable	213.27	-213.27
				521.001 · Fica Taxes	-49.88	49.88
				202.501 · FICA Payable	49.88	-49.88
				202.501 · FICA Payable	49.88	-49.88
				2110 · Direct Deposit Liabilities	2,894.61	-2,894.61
TOTAL					0.00	0.00
Bill Pmt -Check	513	10/18/2020	FPL	101.007 · Wells Fargo Operating-8388		-574.44
Bill	46484-22402 100720	10/15/2020		543.006 · Electricity - General	-574.44	574.44
TOTAL					-574.44	574.44
Bill Pmt -Check	514	10/18/2020	FPL	101.007 · Wells Fargo Operating-8388		-5,896.78

Midtown Miami CDD
Check Detail
 October 2020 through July 2021

Type	Num	Date	Name	Account	Paid Amount	Original Amount
Bill	65499-25342 100720	10/15/2020		543.006 · Electricity - General	-5,896.78	5,896.78
TOTAL					-5,896.78	5,896.78
Bill Pmt -Check	515	10/18/2020	FPL	101.007 · Wells Fargo Operating-8388		-51.42
Bill	71576-36262 100720	10/15/2020		543.006 · Electricity - General	-51.42	51.42
TOTAL					-51.42	51.42
Bill Pmt -Check	516	10/18/2020	FPL	101.007 · Wells Fargo Operating-8388		-221.44
Bill	18842-62401 100720	10/15/2020		543.006 · Electricity - General	-221.44	221.44
TOTAL					-221.44	221.44
Bill Pmt -Check	517	10/18/2020	FPL	101.007 · Wells Fargo Operating-8388		-1,614.40
Bill	38854-03406 100720	10/15/2020		543.006 · Electricity - General	-807.20	807.20
				543.006 · Electricity - General	-807.20	807.20
TOTAL					-1,614.40	1,614.40
Bill Pmt -Check	518	10/18/2020	FPL	101.007 · Wells Fargo Operating-8388		-86.05
Bill	45848-07269 100720	10/15/2020		543.006 · Electricity - General	-86.05	86.05
TOTAL					-86.05	86.05
Bill Pmt -Check	519	10/18/2020	FPL	101.007 · Wells Fargo Operating-8388		-365.41
Bill	67055-67052 100720	10/15/2020		543.006 · Electricity - General	-365.41	365.41
TOTAL					-365.41	365.41
Bill Pmt -Check	520	11/17/2020	FPL	101.007 · Wells Fargo Operating-8388		-391.98
Bill	67055-67052 110620	11/12/2020		543.006 · Electricity - General	-391.98	391.98
TOTAL					-391.98	391.98
Bill Pmt -Check	521	11/17/2020	FPL	101.007 · Wells Fargo Operating-8388		-1,756.06
Bill	38854-03406 110620	11/12/2020		543.006 · Electricity - General	-878.03	878.03
				543.006 · Electricity - General	-878.03	878.03
TOTAL					-1,756.06	1,756.06
Bill Pmt -Check	522	11/17/2020	FPL	101.007 · Wells Fargo Operating-8388		-239.73

Midtown Miami CDD
Check Detail
 October 2020 through July 2021

Type	Num	Date	Name	Account	Paid Amount	Original Amount
Bill	18842-62401 110620	11/12/2020		543.006 · Electricity - General	-239.73	239.73
TOTAL					-239.73	239.73
Bill Pmt -Check	523	11/17/2020	FPL	101.007 · Wells Fargo Operating-8388		-560.83
Bill	46484-22402 110620	11/12/2020		543.006 · Electricity - General	-560.83	560.83
TOTAL					-560.83	560.83
Bill Pmt -Check	524	11/17/2020	FPL	101.007 · Wells Fargo Operating-8388		-82.53
Bill	45848-07269 110620	11/12/2020		543.006 · Electricity - General	-82.53	82.53
TOTAL					-82.53	82.53
Bill Pmt -Check	525	11/17/2020	FPL	101.007 · Wells Fargo Operating-8388		-6,015.84
Bill	65499-25342 110620	11/12/2020		543.006 · Electricity - General	-6,015.84	6,015.84
TOTAL					-6,015.84	6,015.84
Bill Pmt -Check	526	11/17/2020	FPL	101.007 · Wells Fargo Operating-8388		-52.76
Bill	71576-36262 110620	11/12/2020		543.006 · Electricity - General	-52.76	52.76
TOTAL					-52.76	52.76
Bill Pmt -Check	527	12/18/2020	FPL	101.007 · Wells Fargo Operating-8388		-6,219.08
Bill	65499-25342 120720	12/10/2020		543.006 · Electricity - General	-6,219.08	6,219.08
TOTAL					-6,219.08	6,219.08
Bill Pmt -Check	528	12/18/2020	FPL	101.007 · Wells Fargo Operating-8388		-632.11
Bill	46484-22402 120720	12/10/2020		543.006 · Electricity - General	-632.11	632.11
TOTAL					-632.11	632.11
Bill Pmt -Check	529	12/18/2020	FPL	101.007 · Wells Fargo Operating-8388		-1,569.80
Bill	38854-03406 120720	12/10/2020		543.006 · Electricity - General	-784.90	784.90
				543.006 · Electricity - General	-784.90	784.90
TOTAL					-1,569.80	1,569.80
Bill Pmt -Check	530	12/18/2020	FPL	101.007 · Wells Fargo Operating-8388		-85.59
Bill	45848-07269 120720	12/10/2020		543.006 · Electricity - General	-85.59	85.59

Midtown Miami CDD
Check Detail
 October 2020 through July 2021

Type	Num	Date	Name	Account	Paid Amount	Original Amount
TOTAL					-85.59	85.59
Bill Pmt -Check	531	12/18/2020	FPL	101.007 · Wells Fargo Operating-8388		-387.30
Bill	67055-67052 120720	12/10/2020		543.006 · Electricity - General	-387.30	387.30
TOTAL					-387.30	387.30
Bill Pmt -Check	532	12/18/2020	FPL	101.007 · Wells Fargo Operating-8388		-276.36
Bill	18842-62401 120720	12/10/2020		543.006 · Electricity - General	-276.36	276.36
TOTAL					-276.36	276.36
Bill Pmt -Check	533	12/18/2020	FPL	101.007 · Wells Fargo Operating-8388		-54.19
Bill	71576-36262 120720	12/10/2020		543.006 · Electricity - General	-54.19	54.19
TOTAL					-54.19	54.19
Bill Pmt -Check	534	01/18/2021	FPL	101.007 · Wells Fargo Operating-8388		-88.59
Bill	45848-07269 010721	01/14/2021		543.006 · Electricity - General	-88.59	88.59
TOTAL					-88.59	88.59
Bill Pmt -Check	535	01/18/2021	FPL	101.007 · Wells Fargo Operating-8388		-1,420.80
Bill	38854-03406 010721	01/14/2021		543.006 · Electricity - General 543.006 · Electricity - General	-710.40 -710.40	710.40 710.40
TOTAL					-1,420.80	1,420.80
Bill Pmt -Check	536	01/18/2021	FPL	101.007 · Wells Fargo Operating-8388		-315.96
Bill	18842-62401 010721	01/14/2021		543.006 · Electricity - General	-315.96	315.96
TOTAL					-315.96	315.96
Bill Pmt -Check	537	01/18/2021	FPL	101.007 · Wells Fargo Operating-8388		-737.11
Bill	46484-22402 010721	01/14/2021		543.006 · Electricity - General	-737.11	737.11
TOTAL					-737.11	737.11
Bill Pmt -Check	538	01/18/2021	FPL	101.007 · Wells Fargo Operating-8388		-6,391.00
Bill	65499--25342 010721	01/14/2021		543.006 · Electricity - General	-6,391.00	6,391.00
TOTAL					-6,391.00	6,391.00

Midtown Miami CDD
Check Detail
 October 2020 through July 2021

Type	Num	Date	Name	Account	Paid Amount	Original Amount
Bill Pmt -Check	539	01/18/2021	FPL	101.007 · Wells Fargo Operating-8388		-54.77
Bill	71576-36262 010721	01/14/2021		543.006 · Electricity - General	-54.77	54.77
TOTAL					-54.77	54.77
Bill Pmt -Check	540	01/18/2021	FPL	101.007 · Wells Fargo Operating-8388		-418.17
Bill	67055-67052 010721	01/14/2021		543.006 · Electricity - General	-418.17	418.17
TOTAL					-418.17	418.17
Bill Pmt -Check	541	02/16/2021	FPL	101.007 · Wells Fargo Operating-8388		-362.60
Bill	67055-67052 020521	02/11/2021		543.006 · Electricity - General	-362.60	362.60
TOTAL					-362.60	362.60
Bill Pmt -Check	542	02/16/2021	FPL	101.007 · Wells Fargo Operating-8388		-232.36
Bill	18842-62401 020521	02/11/2021		543.006 · Electricity - General	-232.36	232.36
TOTAL					-232.36	232.36
Bill Pmt -Check	543	02/16/2021	FPL	101.007 · Wells Fargo Operating-8388		-91.13
Bill	45848-07269 020521	02/11/2021		543.006 · Electricity - General	-91.13	91.13
TOTAL					-91.13	91.13
Bill Pmt -Check	544	02/16/2021	FPL	101.007 · Wells Fargo Operating-8388		-1,266.28
Bill	38854-03406 020521	02/11/2021		543.006 · Electricity - General	-633.14	633.14
				543.006 · Electricity - General	-633.14	633.14
TOTAL					-1,266.28	1,266.28
Bill Pmt -Check	545	02/16/2021	FPL	101.007 · Wells Fargo Operating-8388		-50.57
Bill	71576-36262 020521	02/11/2021		543.006 · Electricity - General	-50.57	50.57
TOTAL					-50.57	50.57
Bill Pmt -Check	546	02/16/2021	FPL	101.007 · Wells Fargo Operating-8388		-6,301.94
Bill	65499-25342 020521	02/11/2021		543.006 · Electricity - General	-6,301.94	6,301.94
TOTAL					-6,301.94	6,301.94

Midtown Miami CDD
Check Detail
 October 2020 through July 2021

Type	Num	Date	Name	Account	Paid Amount	Original Amount
Bill Pmt -Check	547	02/16/2021	FPL	101.007 · Wells Fargo Operating-8388		-592.93
Bill	46484-22402 020521	02/11/2021		543.006 · Electricity - General	-592.93	592.93
TOTAL					-592.93	592.93
Bill Pmt -Check	548	03/19/2021	FPL	101.007 · Wells Fargo Operating-8388		-1,572.25
Bill	38854-03406 030821	03/11/2021		543.006 · Electricity - General	-786.13	786.13
				543.006 · Electricity - General	-786.12	786.12
TOTAL					-1,572.25	1,572.25
Bill Pmt -Check	549	03/19/2021	FPL	101.007 · Wells Fargo Operating-8388		-373.54
Bill	67055-67052 030821	03/11/2021		543.006 · Electricity - General	-373.54	373.54
TOTAL					-373.54	373.54
Bill Pmt -Check	550	03/19/2021	FPL	101.007 · Wells Fargo Operating-8388		-449.02
Bill	18842-62401 030821	03/11/2021		543.006 · Electricity - General	-449.02	449.02
TOTAL					-449.02	449.02
Bill Pmt -Check	551	03/19/2021	FPL	101.007 · Wells Fargo Operating-8388		-608.73
Bill	46484-22402 030821	03/11/2021		543.006 · Electricity - General	-608.73	608.73
TOTAL					-608.73	608.73
Bill Pmt -Check	552	03/19/2021	FPL	101.007 · Wells Fargo Operating-8388		-89.79
Bill	45848-07269 030821	03/11/2021		543.006 · Electricity - General	-89.79	89.79
TOTAL					-89.79	89.79
Bill Pmt -Check	553	03/19/2021	FPL	101.007 · Wells Fargo Operating-8388		-6,409.55
Bill	65499-25342 030821	03/11/2021		543.006 · Electricity - General	-6,409.55	6,409.55
TOTAL					-6,409.55	6,409.55
Bill Pmt -Check	554	03/19/2021	FPL	101.007 · Wells Fargo Operating-8388		-52.76
Bill	71576-36262 030821	03/11/2021		543.006 · Electricity - General	-52.76	52.76
TOTAL					-52.76	52.76
Bill Pmt -Check	555	04/18/2021	FPL	101.007 · Wells Fargo Operating-8388		-361.30

Midtown Miami CDD
Check Detail
 October 2020 through July 2021

Type	Num	Date	Name	Account	Paid Amount	Original Amount
Bill	67055-67052 040721	04/08/2021		543.006 · Electricity - General	-361.30	361.30
TOTAL					-361.30	361.30
Bill Pmt -Check	556	04/18/2021	FPL	101.007 · Wells Fargo Operating-8388		-6,184.94
Bill	65499-25342 040721	04/08/2021		543.006 · Electricity - General	-6,184.94	6,184.94
TOTAL					-6,184.94	6,184.94
Bill Pmt -Check	557	04/18/2021	FPL	101.007 · Wells Fargo Operating-8388		-420.93
Bill	18842-62401 040721	04/08/2021		543.006 · Electricity - General	-420.93	420.93
TOTAL					-420.93	420.93
Bill Pmt -Check	558	04/18/2021	FPL	101.007 · Wells Fargo Operating-8388		-51.48
Bill	71576-36262 040721	04/08/2021		543.006 · Electricity - General	-51.48	51.48
TOTAL					-51.48	51.48
Bill Pmt -Check	559	04/18/2021	FPL	101.007 · Wells Fargo Operating-8388		-1,511.41
Bill	38854-03406 040721	04/08/2021		543.006 · Electricity - General	-755.71	755.71
				543.006 · Electricity - General	-755.70	755.70
TOTAL					-1,511.41	1,511.41
Bill Pmt -Check	560	04/18/2021	FPL	101.007 · Wells Fargo Operating-8388		-86.45
Bill	45848-07269 040721	04/08/2021		543.006 · Electricity - General	-86.45	86.45
TOTAL					-86.45	86.45
Bill Pmt -Check	561	04/18/2021	FPL	101.007 · Wells Fargo Operating-8388		-664.53
Bill	46484-22402 040721	04/08/2021		543.006 · Electricity - General	-664.53	664.53
TOTAL					-664.53	664.53
Bill Pmt -Check	562	05/18/2021	FPL	101.007 · Wells Fargo Operating-8388		-6,268.58
Bill	65499-25342 050721	05/13/2021		543.006 · Electricity - General	-6,268.58	6,268.58
TOTAL					-6,268.58	6,268.58
Bill Pmt -Check	563	05/18/2021	FPL	101.007 · Wells Fargo Operating-8388		-430.66

Midtown Miami CDD
Check Detail
 October 2020 through July 2021

Type	Num	Date	Name	Account	Paid Amount	Original Amount
Bill	67055-67052 050721	05/13/2021		543.006 · Electricity - General	-430.66	430.66
TOTAL					-430.66	430.66
Bill Pmt -Check	564	05/18/2021	FPL	101.007 · Wells Fargo Operating-8388		-53.30
Bill	71576-36262 050721	05/13/2021		543.006 · Electricity - General	-53.30	53.30
TOTAL					-53.30	53.30
Bill Pmt -Check	565	05/18/2021	FPL	101.007 · Wells Fargo Operating-8388		-427.39
Bill	18842-62401 050721	05/13/2021		543.006 · Electricity - General	-427.39	427.39
TOTAL					-427.39	427.39
Bill Pmt -Check	566	05/18/2021	FPL	101.007 · Wells Fargo Operating-8388		-1,694.23
Bill	38854-03406 050721	05/13/2021		543.006 · Electricity - General	-847.12	847.12
				543.006 · Electricity - General	-847.11	847.11
TOTAL					-1,694.23	1,694.23
Bill Pmt -Check	567	05/18/2021	FPL	101.007 · Wells Fargo Operating-8388		-89.35
Bill	45848-07269 050721	05/13/2021		543.006 · Electricity - General	-89.35	89.35
TOTAL					-89.35	89.35
Bill Pmt -Check	568	05/18/2021	FPL	101.007 · Wells Fargo Operating-8388		-671.35
Bill	46484-22402 050721	05/13/2021		543.006 · Electricity - General	-671.35	671.35
TOTAL					-671.35	671.35
Bill Pmt -Check	569	06/19/2021	FPL	101.007 · Wells Fargo Operating-8388		-55.75
Bill	71576-36262 060821	06/17/2021		543.006 · Electricity - General	-55.75	55.75
TOTAL					-55.75	55.75
Bill Pmt -Check	570	06/19/2021	FPL	101.007 · Wells Fargo Operating-8388		-443.41
Bill	18842-62401 060821	06/17/2021		543.006 · Electricity - General	-443.41	443.41
TOTAL					-443.41	443.41
Bill Pmt -Check	571	06/19/2021	FPL	101.007 · Wells Fargo Operating-8388		-1,858.87
Bill	38854-03406 060821	06/17/2021		543.006 · Electricity - General	-929.44	929.44

Midtown Miami CDD
Check Detail
 October 2020 through July 2021

Type	Num	Date	Name	Account	Paid Amount	Original Amount
TOTAL				543.006 · Electricity - General	-929.43	929.43
					-1,858.87	1,858.87
Bill Pmt -Check	572	06/19/2021	FPL	101.007 · Wells Fargo Operating-8388		-6,600.85
Bill	65499-25342 060821	06/17/2021		543.006 · Electricity - General	-6,600.85	6,600.85
TOTAL					-6,600.85	6,600.85
Bill Pmt -Check	573	06/19/2021	FPL	101.007 · Wells Fargo Operating-8388		-493.04
Bill	67055-67052 060821	06/17/2021		543.006 · Electricity - General	-493.04	493.04
TOTAL					-493.04	493.04
Bill Pmt -Check	574	06/19/2021	FPL	101.007 · Wells Fargo Operating-8388		-669.33
Bill	46484-22402 060821	06/17/2021		543.006 · Electricity - General	-669.33	669.33
TOTAL					-669.33	669.33
Bill Pmt -Check	575	06/19/2021	FPL	101.007 · Wells Fargo Operating-8388		-94.26
Bill	45848-07269 060821	06/17/2021		543.006 · Electricity - General	-94.26	94.26
TOTAL					-94.26	94.26
Bill Pmt -Check	576	07/19/2021	FPL	101.007 · Wells Fargo Operating-8388		-53.00
Bill	71576-36262 070821	07/15/2021		543.006 · Electricity - General	-53.00	53.00
TOTAL					-53.00	53.00
Bill Pmt -Check	577	07/19/2021	FPL	101.007 · Wells Fargo Operating-8388		-1,908.14
Bill	38854-03406 070821	07/15/2021		543.006 · Electricity - General	-954.07	954.07
				543.006 · Electricity - General	-954.07	954.07
TOTAL					-1,908.14	1,908.14
Bill Pmt -Check	578	07/19/2021	FPL	101.007 · Wells Fargo Operating-8388		-88.64
Bill	45848-07269 070821	07/15/2021		543.006 · Electricity - General	-88.64	88.64
TOTAL					-88.64	88.64
Bill Pmt -Check	579	07/19/2021	FPL	101.007 · Wells Fargo Operating-8388		-416.48
Bill	18842-62401 070821	07/15/2021		543.006 · Electricity - General	-416.48	416.48

Midtown Miami CDD
Check Detail
 October 2020 through July 2021

Type	Num	Date	Name	Account	Paid Amount	Original Amount
TOTAL					-416.48	416.48
Bill Pmt -Check	580	07/19/2021	FPL	101.007 · Wells Fargo Operating-8388		-6,673.30
Bill	65499-25342 070821	07/15/2021		543.006 · Electricity - General	-6,673.30	6,673.30
TOTAL					-6,673.30	6,673.30
Bill Pmt -Check	581	07/19/2021	FPL	101.007 · Wells Fargo Operating-8388		-552.81
Bill	67055-67052 070821	07/15/2021		543.006 · Electricity - General	-552.81	552.81
TOTAL					-552.81	552.81
Bill Pmt -Check	582	07/19/2021	FPL	101.007 · Wells Fargo Operating-8388		-664.12
Bill	46484-22402 070821	07/15/2021		543.006 · Electricity - General	-664.12	664.12
TOTAL					-664.12	664.12
Bill Pmt -Check	4527	10/02/2020	Billing, Cochran, Lyles, Mauro & Ramsey	101.007 · Wells Fargo Operating-8388		-1,470.00
Bill	164437	09/30/2020		531.023 · Legal	-1,470.00	1,470.00
TOTAL					-1,470.00	1,470.00
Bill Pmt -Check	4528	10/02/2020	BrightView Landscape Services Inc.	101.007 · Wells Fargo Operating-8388		-20,177.00
Bill	7022672	10/01/2020		534.050 · Landscape Maintenance	-15,618.00	15,618.00
Bill	7022781	10/01/2020		534.050 · Landscape Maintenance	-4,559.00	4,559.00
TOTAL					-20,177.00	20,177.00
Bill Pmt -Check	4529	10/02/2020	FedEx	101.007 · Wells Fargo Operating-8388		-6.68
Bill	7-130-30704	09/30/2020		541.006 · Postage & Freight	-6.68	6.68
TOTAL					-6.68	6.68
Bill Pmt -Check	4530	10/02/2020	Harbour Construction Inc.	101.007 · Wells Fargo Operating-8388		-5,000.00
Bill	PA9HCI	09/30/2020		538.031 · Midtown Community Park	-5,000.00	5,000.00
TOTAL					-5,000.00	5,000.00
Bill Pmt -Check	4531	10/02/2020	Hector Herrera	101.007 · Wells Fargo Operating-8388		-707.00
Bill	091420	09/30/2020		549.905 · Misc - Security	-353.50	353.50
Bill	091620	09/30/2020		549.905 · Misc - Security	-353.50	353.50

Midtown Miami CDD
Check Detail
 October 2020 through July 2021

Type	Num	Date	Name	Account	Paid Amount	Original Amount
TOTAL					-707.00	707.00
Bill Pmt -Check	4532	10/09/2020	ALM Media, LLC.	101.007 · Wells Fargo Operating-8388		-129.93
Bill	10000490790-0930	09/30/2020		548.002 · Legal Advertising	-129.93	129.93
TOTAL					-129.93	129.93
Bill Pmt -Check	4533	10/09/2020	Coastal Waste & Recycling	101.007 · Wells Fargo Operating-8388		-702.19
Bill	0000121251	10/08/2020		534.126 · Waste Removal Services 534.126 · Waste Removal Services	-154.48 -547.71	198.05 702.19
TOTAL					-702.19	900.24
Bill Pmt -Check	4534	10/09/2020	CW Inspectors	101.007 · Wells Fargo Operating-8388		-1,225.00
Bill	2389	09/30/2020		546.037 · R&M - Grounds	-225.00	225.00
Bill	2388	09/30/2020		546.037 · R&M - Grounds	-150.00	150.00
Bill	2386	09/30/2020		546.037 · R&M - Grounds	-150.00	150.00
Bill	2385	09/30/2020		546.037 · R&M - Grounds	-150.00	150.00
Bill	2383	09/30/2020		546.037 · R&M - Grounds	-400.00	400.00
Bill	2384	09/30/2020		546.037 · R&M - Grounds	-150.00	150.00
TOTAL					-1,225.00	1,225.00
Bill Pmt -Check	4535	10/09/2020	Hector Herrera	101.007 · Wells Fargo Operating-8388		-318.50
Bill	082620	09/30/2020		549.905 · Misc - Security	-318.50	318.50
TOTAL					-318.50	318.50
Bill Pmt -Check	4536	10/09/2020	Interstate Cleaning Corporation	101.007 · Wells Fargo Operating-8388		-35,328.77
Bill	9174259-IN	10/08/2020		534.026 · Janitorial Services 534.026 · Janitorial Services	-9,307.05 -21,716.45	13,295.79 31,023.50
Bill	9174260-IN	10/08/2020		534.038 · Street Sweeping	-4,305.27	4,305.27
TOTAL					-35,328.77	48,624.56
Bill Pmt -Check	4537	10/09/2020	MG Tech Inc.	101.007 · Wells Fargo Operating-8388		-1,176.00
Bill	3780	09/30/2020		534.081 · Contracts - Air Conditioning 534.081 · Contracts - Air Conditioning	-58.80 -137.20	84.00 196.00
Bill	3782	09/30/2020		534.081 · Contracts - Air Conditioning 534.081 · Contracts - Air Conditioning	-58.80 -137.20	84.00 196.00
Bill	3785	09/30/2020		534.081 · Contracts - Air Conditioning 534.081 · Contracts - Air Conditioning	-58.80 -137.20	84.00 196.00
Bill	3888	09/30/2020		534.081 · Contracts - Air Conditioning 534.081 · Contracts - Air Conditioning	-58.80 -137.20	84.00 196.00
Bill	3882	09/30/2020		534.081 · Contracts - Air Conditioning 534.081 · Contracts - Air Conditioning	-58.80 -137.20	84.00 196.00

Midtown Miami CDD
Check Detail
 October 2020 through July 2021

Type	Num	Date	Name	Account	Paid Amount	Original Amount
Bill	3787	09/30/2020		534.081 · Contracts - Air Conditioning 534.081 · Contracts - Air Conditioning	-58.80 -137.20	84.00 196.00
TOTAL					-1,176.00	1,680.00
Bill Pmt -Check	4538	10/09/2020	Omar Electrical Contractor Corp.	101.007 · Wells Fargo Operating-8388		-3,850.00
Bill	9292020	09/30/2020		546.020 · R&M - Electrical	-3,850.00	3,850.00
TOTAL					-3,850.00	3,850.00
Bill Pmt -Check	4539	10/09/2020	Playspace Services, Inc.	101.007 · Wells Fargo Operating-8388		-1,000.00
Bill	9848	09/30/2020		538.031 · Midtown Community Park	-1,000.00	1,000.00
TOTAL					-1,000.00	1,000.00
Bill Pmt -Check	4540	10/09/2020	South Florida Design Management, Inc.	101.007 · Wells Fargo Operating-8388		-4,780.00
Bill	528	09/30/2020		546.037 · R&M - Grounds	-500.00	500.00
Bill	527	09/30/2020		546.037 · R&M - Grounds	-400.00	400.00
Bill	533	09/30/2020		546.037 · R&M - Grounds	-430.00	430.00
Bill	534	09/30/2020		546.037 · R&M - Grounds	-670.00	670.00
Bill	532	09/30/2020		546.037 · R&M - Grounds	-1,070.00	1,070.00
Bill	530	09/30/2020		546.037 · R&M - Grounds	-770.00	770.00
Bill	531	09/30/2020		546.037 · R&M - Grounds	-340.00	340.00
Bill	529	09/30/2020		546.037 · R&M - Grounds	-600.00	600.00
TOTAL					-4,780.00	4,780.00
Bill Pmt -Check	4541	10/09/2020	Venturita LLC	101.007 · Wells Fargo Operating-8388		-270.00
Bill	2019067	10/08/2020		546.020 · R&M - Electrical	-90.00	90.00
Bill	2019066	10/08/2020		546.020 · R&M - Electrical	-180.00	180.00
TOTAL					-270.00	270.00
Check	4542	10/16/2020	Wells Fargo	101.007 · Wells Fargo Operating-8388		-370.26
				2040300 · Credit Card - Wells Fargo MC	-370.26	370.26
TOTAL					-370.26	370.26
Bill Pmt -Check	4543	10/16/2020	City of Miami Police	101.007 · Wells Fargo Operating-8388		-157.50
Bill	160953	09/30/2020		549.905 · Misc - Security	-157.50	157.50
TOTAL					-157.50	157.50
Bill Pmt -Check	4544	10/16/2020	PME Inc.	101.007 · Wells Fargo Operating-8388		-1,350.00

Midtown Miami CDD
Check Detail
 October 2020 through July 2021

Type	Num	Date	Name	Account	Paid Amount	Original Amount
Bill	15128	10/15/2020		534.080 · Road Cleaning	-1,350.00	1,350.00
TOTAL					-1,350.00	1,350.00
Bill Pmt -Check	4545	10/23/2020	Allied Universal	101.007 · Wells Fargo Operating-8388		-48,228.52
Bill	10535972	09/30/2020		534.037 · Security Services	-14,468.55	20,669.36
				534.037 · Security Services	-33,759.97	48,228.52
TOTAL					-48,228.52	68,897.88
Bill Pmt -Check	4546	10/23/2020	Hector Herrera	101.007 · Wells Fargo Operating-8388		-353.50
Bill	100520	10/22/2020		549.905 · Misc - Security	-353.50	353.50
TOTAL					-353.50	353.50
Bill Pmt -Check	4547	10/23/2020	Lightworks, Inc.	101.007 · Wells Fargo Operating-8388		-1,012.50
Bill	05487	10/22/2020		546.020 · R&M - Electrical	-1,012.50	1,012.50
TOTAL					-1,012.50	1,012.50
Bill Pmt -Check	4548	10/23/2020	National Construction Rentals, Inc.	101.007 · Wells Fargo Operating-8388		-739.80
Bill	5899412	10/22/2020		546.001 · R&M - General	-739.80	739.80
TOTAL					-739.80	739.80
Bill Pmt -Check	4549	10/23/2020	Orion Pest Control	101.007 · Wells Fargo Operating-8388		-360.00
Bill	39304	10/22/2020		534.125 · Pest Control	-360.00	360.00
TOTAL					-360.00	360.00
Bill Pmt -Check	4550	10/30/2020	ALES GROUP	101.007 · Wells Fargo Operating-8388		-8,677.82
Bill	26081	10/29/2020		546.037 · R&M - Grounds	-8,677.82	8,677.82
TOTAL					-8,677.82	8,677.82
Bill Pmt -Check	4551	10/30/2020	Billing, Cochran, Lyles, Mauro & Ramsey	101.007 · Wells Fargo Operating-8388		-3,390.00
Bill	165056	09/30/2020		531.023 · Legal	-3,390.00	3,390.00
TOTAL					-3,390.00	3,390.00
Bill Pmt -Check	4552	10/30/2020	BrightView Landscape Services Inc.	101.007 · Wells Fargo Operating-8388		-1,250.00
Bill	7055751	10/29/2020		546.071 · R&M - Plant Replacement	-1,250.00	1,250.00

Midtown Miami CDD
Check Detail
 October 2020 through July 2021

Type	Num	Date	Name	Account	Paid Amount	Original Amount
TOTAL					-1,250.00	1,250.00
Bill Pmt -Check	4553	10/30/2020	Hector Herrera	101.007 · Wells Fargo Operating-8388		-707.00
Bill	101920	10/29/2020		549.905 · Misc - Security	-353.50	353.50
Bill	101420	10/29/2020		549.905 · Misc - Security	-353.50	353.50
TOTAL					-707.00	707.00
Bill Pmt -Check	4554	10/30/2020	Miami Dade Water & Sewer Department	101.007 · Wells Fargo Operating-8388		-958.95
Bill	0391376916 101620	09/30/2020		543.014 · Utility - Irrigation	-958.95	958.95
TOTAL					-958.95	958.95
Bill Pmt -Check	4555	10/30/2020	Playspace Services, Inc.	101.007 · Wells Fargo Operating-8388		-36,405.00
Bill	31410	10/29/2020		538.031 · Midtown Community Park	-1,385.00	1,385.00
Bill	31409	10/29/2020		538.031 · Midtown Community Park	-35,020.00	35,020.00
TOTAL					-36,405.00	36,405.00
Bill Pmt -Check	4556	10/30/2020	Venturita LLC	101.007 · Wells Fargo Operating-8388		-506.00
Bill	2019069	10/29/2020		546.020 · R&M - Electrical	-90.00	90.00
Bill	2019072	10/29/2020		546.020 · R&M - Electrical	-120.00	120.00
Bill	2019070	10/29/2020		546.001 · R&M - General	-296.00	296.00
TOTAL					-506.00	506.00
Bill Pmt -Check	4557	10/30/2020	Wrathell, Hunt & Associates, LLC	101.007 · Wells Fargo Operating-8388		-5,818.00
Bill	2019-1569	10/29/2020		531.027 · Management	-3,886.92	4,978.08
				531.038 · Assessment Services	-291.90	373.84
				531.038 · Assessment Services	-324.88	416.08
				547.001 · Printing & Binding	-39.04	50.00
				531.038 · Assessment Services	-1,275.26	1,633.25
TOTAL					-5,818.00	7,451.25
Check	4558	11/06/2020	Wells Fargo	101.007 · Wells Fargo Operating-8388		-44.95
				2040300 · Credit Card - Wells Fargo MC	-44.95	44.95
TOTAL					-44.95	44.95
Bill Pmt -Check	4559	11/06/2020	BrightView Landscape Services Inc.	101.007 · Wells Fargo Operating-8388		-20,177.00
Bill	7064283	11/04/2020		534.050 · Landscape Maintenance	-4,559.00	4,559.00
Bill	7064177	11/04/2020		534.050 · Landscape Maintenance	-15,618.00	15,618.00

Midtown Miami CDD
Check Detail
 October 2020 through July 2021

Type	Num	Date	Name	Account	Paid Amount	Original Amount
TOTAL					-20,177.00	20,177.00
Bill Pmt -Check	4560	11/06/2020	Budget Ace Hardware	101.007 · Wells Fargo Operating-8388		-113.05
Bill	626738	11/04/2020		551.002 · Office Supplies	-8.49	8.49
Bill	626689	11/04/2020		551.002 · Office Supplies	-104.56	104.56
TOTAL					-113.05	113.05
Bill Pmt -Check	4561	11/06/2020	Coastal Waste & Recycling	101.007 · Wells Fargo Operating-8388		-731.83
Bill	0000125317	11/04/2020		534.126 · Waste Removal Services	-161.00	206.41
				534.126 · Waste Removal Services	-570.83	731.83
TOTAL					-731.83	938.24
Bill Pmt -Check	4562	11/06/2020	Hector Herrera	101.007 · Wells Fargo Operating-8388		-707.00
Bill	102620	11/04/2020		549.905 · Misc - Security	-353.50	353.50
Bill	102820	11/04/2020		549.905 · Misc - Security	-353.50	353.50
TOTAL					-707.00	707.00
Bill Pmt -Check	4563	11/06/2020	Interstate Cleaning Corporation	101.007 · Wells Fargo Operating-8388		-35,328.77
Bill	9174563-IN	11/04/2020		534.038 · Street Sweeping	-4,305.27	4,305.27
Bill	9174562-IN	11/04/2020		534.026 · Janitorial Services	-9,307.05	13,295.79
				534.026 · Janitorial Services	-21,716.45	31,023.50
TOTAL					-35,328.77	48,624.56
Bill Pmt -Check	4564	11/06/2020	MG Deco Painting, Inc.	101.007 · Wells Fargo Operating-8388		-112.84
Bill	5136	11/04/2020		546.001 · R&M - General	-112.84	112.84
TOTAL					-112.84	112.84
Bill Pmt -Check	4565	11/06/2020	Randy's Holiday Lighting	101.007 · Wells Fargo Operating-8388		-44,208.00
Bill	8365	11/04/2020		549.027 · Misc - Holiday Decor	-44,208.00	44,208.00
TOTAL					-44,208.00	44,208.00
Bill Pmt -Check	4566	11/06/2020	Wrathell, Hunt & Associates, LLC	101.007 · Wells Fargo Operating-8388		-5,818.00
Bill	2019-1657	11/04/2020		531.027 · Management	-3,886.92	4,978.08
				531.038 · Assessment Services	-291.90	373.84
				531.038 · Assessment Services	-324.88	416.08
				531.038 · Assessment Services	-1,275.26	1,633.25
				547.001 · Printing & Binding	-39.04	50.00

Midtown Miami CDD
Check Detail
 October 2020 through July 2021

Type	Num	Date	Name	Account	Paid Amount	Original Amount
TOTAL					-5,818.00	7,451.25
Paycheck	4567	11/12/2020	Alexis Miranda	101.007 · Wells Fargo Operating-8388		-184.70
				511.001 · Supervisors Payroll	-200.00	200.00
				521.001 · Fica Taxes	-12.40	12.40
				202.501 · FICA Payable	12.40	-12.40
				202.501 · FICA Payable	12.40	-12.40
				521.001 · Fica Taxes	-2.90	2.90
				202.501 · FICA Payable	2.90	-2.90
				202.501 · FICA Payable	2.90	-2.90
TOTAL					-184.70	184.70
Paycheck	4568	11/12/2020	Joseph Padula	101.007 · Wells Fargo Operating-8388		-184.70
				511.001 · Supervisors Payroll	-200.00	200.00
				521.001 · Fica Taxes	-12.40	12.40
				202.501 · FICA Payable	12.40	-12.40
				202.501 · FICA Payable	12.40	-12.40
				521.001 · Fica Taxes	-2.90	2.90
				202.501 · FICA Payable	2.90	-2.90
				202.501 · FICA Payable	2.90	-2.90
TOTAL					-184.70	184.70
Paycheck	4569	11/12/2020	Michelle Jorge	101.007 · Wells Fargo Operating-8388		-184.70
				511.001 · Supervisors Payroll	-200.00	200.00
				521.001 · Fica Taxes	-12.40	12.40
				202.501 · FICA Payable	12.40	-12.40
				202.501 · FICA Payable	12.40	-12.40
				521.001 · Fica Taxes	-2.90	2.90
				202.501 · FICA Payable	2.90	-2.90
				202.501 · FICA Payable	2.90	-2.90
TOTAL					-184.70	184.70
Bill Pmt -Check	4570	11/13/2020	Alvarez Engineers, Inc.	101.007 · Wells Fargo Operating-8388		-2,150.00
Bill	5750	09/30/2020		531.013 · Engineering	-2,150.00	2,150.00
TOTAL					-2,150.00	2,150.00
Bill Pmt -Check	4571	11/13/2020	Budget Ace Hardware	101.007 · Wells Fargo Operating-8388		-40.95
Bill	626979	11/12/2020		551.002 · Office Supplies	-40.95	40.95
TOTAL					-40.95	40.95
Bill Pmt -Check	4572	11/13/2020	DDR Miami Avenue, LLC	101.007 · Wells Fargo Operating-8388		-2,563.06

Midtown Miami CDD
Check Detail
 October 2020 through July 2021

Type	Num	Date	Name	Account	Paid Amount	Original Amount
Bill	3558416	09/30/2020		543.014 · Utility - Irrigation	-2,563.06	2,563.06
TOTAL					-2,563.06	2,563.06
Bill Pmt -Check	4573	11/13/2020	Hector Herrera	101.007 · Wells Fargo Operating-8388		-257.50
Bill	110320	11/12/2020		549.905 · Misc - Security	-257.50	257.50
TOTAL					-257.50	257.50
Bill Pmt -Check	4574	11/13/2020	National Construction Rentals, Inc.	101.007 · Wells Fargo Operating-8388		-739.80
Bill	5929180	11/12/2020		546.001 · R&M - General	-739.80	739.80
TOTAL					-739.80	739.80
Bill Pmt -Check	4575	11/13/2020	PME Inc.	101.007 · Wells Fargo Operating-8388		-1,350.00
Bill	15327	11/12/2020		534.080 · Road Cleaning	-1,350.00	1,350.00
TOTAL					-1,350.00	1,350.00
Bill Pmt -Check	4576	11/13/2020	South Florida Design Management, Inc.	101.007 · Wells Fargo Operating-8388		-1,500.00
Bill	535	11/12/2020		546.037 · R&M - Grounds	-1,500.00	1,500.00
TOTAL					-1,500.00	1,500.00
Bill Pmt -Check	4577	11/20/2020	Billing, Cochran, Lyles, Mauro & Ramsey	101.007 · Wells Fargo Operating-8388		-810.00
Bill	165378	11/19/2020		531.023 · Legal	-810.00	810.00
TOTAL					-810.00	810.00
Bill Pmt -Check	4578	11/20/2020	BrightView Landscape Services Inc.	101.007 · Wells Fargo Operating-8388		-45,295.21
Bill	4469531	11/19/2020		538.031 · Midtown Community Park	-45,295.21	45,295.21
TOTAL					-45,295.21	45,295.21
Bill Pmt -Check	4579	11/20/2020	City of Miami Police	101.007 · Wells Fargo Operating-8388		-472.50
Bill	162743	09/30/2020		549.905 · Misc - Security	-157.50	157.50
Bill	163334	09/30/2020		549.905 · Misc - Security	-157.50	157.50
Bill	161486	09/30/2020		549.905 · Misc - Security	-157.50	157.50
TOTAL					-472.50	472.50
Bill Pmt -Check	4580	11/20/2020	Department of Economic Opportunity	101.007 · Wells Fargo Operating-8388		-175.00

Midtown Miami CDD
Check Detail
 October 2020 through July 2021

Type	Num	Date	Name	Account	Paid Amount	Original Amount
Bill	82993	11/19/2020		554.007 · Annual District Filing Fee	-175.00	175.00
TOTAL					-175.00	175.00
Bill Pmt -Check	4581	11/20/2020	Egis Insurance & Risk Advisors	101.007 · Wells Fargo Operating-8388		-2,504.29
Bill	11819	11/19/2020		545.004 · Insurance - Worker's Comp	-1,502.57	2,504.29
				545.004 · Insurance - Worker's Comp	-1,001.72	1,669.53
TOTAL					-2,504.29	4,173.82
Bill Pmt -Check	4582	11/20/2020	Hector Herrera	101.007 · Wells Fargo Operating-8388		-707.00
Bill	111120	11/19/2020		549.905 · Misc - Security	-353.50	353.50
Bill	111220	11/19/2020		549.905 · Misc - Security	-353.50	353.50
TOTAL					-707.00	707.00
Bill Pmt -Check	4583	11/20/2020	Miami-Dade Tax Collector	101.007 · Wells Fargo Operating-8388		-9.21
Bill	0131250770110 1120	11/19/2020		549.044 · Misc - Property Taxes	-3.07	3.07
Bill	0131250770100 1120	11/19/2020		549.044 · Misc - Property Taxes	-3.07	3.07
Bill	0131250770120 1120	11/19/2020		549.044 · Misc - Property Taxes	-3.07	3.07
TOTAL					-9.21	9.21
Bill Pmt -Check	4584	11/20/2020	Orion Pest Control	101.007 · Wells Fargo Operating-8388		-360.00
Bill	39435	11/19/2020		534.125 · Pest Control	-360.00	360.00
TOTAL					-360.00	360.00
Bill Pmt -Check	4585	11/20/2020	South Florida Design Management, Inc.	101.007 · Wells Fargo Operating-8388		-3,900.00
Bill	536	11/19/2020		546.012 · R&M - Buildings	-3,900.00	3,900.00
TOTAL					-3,900.00	3,900.00
Bill Pmt -Check	4586	12/11/2020	BrightView Landscape Services Inc.	101.007 · Wells Fargo Operating-8388		-33,436.77
Bill	7108373	12/10/2020		549.900 · Misc - Contingency	-3,000.00	3,000.00
Bill	7112492	12/10/2020		546.071 · R&M - Plant Replacement	-1,574.58	1,574.58
Bill	7132838	12/10/2020		549.900 · Misc - Contingency	-3,000.00	3,000.00
Bill	7114042	12/10/2020		546.071 · R&M - Plant Replacement	-10,677.19	10,677.19
Bill	7132837	12/10/2020		549.900 · Misc - Contingency	-10,400.00	10,400.00
Bill	7108378	12/10/2020		549.900 · Misc - Contingency	-1,160.00	1,160.00
Bill	7108377	12/10/2020		546.041 · R&M - Irrigation	-625.00	625.00
Bill	7132839	12/10/2020		549.900 · Misc - Contingency	-3,000.00	3,000.00
TOTAL					-33,436.77	33,436.77

Midtown Miami CDD
Check Detail
 October 2020 through July 2021

Type	Num	Date	Name	Account	Paid Amount	Original Amount
Bill Pmt -Check	4587	12/11/2020	Budget Ace Hardware	101.007 · Wells Fargo Operating-8388		-34.76
Bill	627818	12/10/2020		551.002 · Office Supplies	-14.77	14.77
Bill	627820	12/10/2020		551.002 · Office Supplies	-19.99	19.99
TOTAL					-34.76	34.76
Bill Pmt -Check	4588	12/11/2020	City of Miami Police	101.007 · Wells Fargo Operating-8388		-315.00
Bill	164435	09/30/2020		549.905 · Misc - Security	-157.50	157.50
Bill	164852	12/10/2020		549.905 · Misc - Security	-157.50	157.50
TOTAL					-315.00	315.00
Bill Pmt -Check	4589	12/11/2020	Coastal Waste & Recycling	101.007 · Wells Fargo Operating-8388		-877.73
Bill	0000240316	12/10/2020		534.126 · Waste Removal Services	-193.10	247.57
				534.126 · Waste Removal Services	-684.63	877.73
TOTAL					-877.73	1,125.30
Bill Pmt -Check	4590	12/11/2020	Interstate Cleaning Corporation	101.007 · Wells Fargo Operating-8388		-35,328.77
Bill	9174867-IN	12/10/2020		534.038 · Street Sweeping	-4,305.27	4,305.27
Bill	9174866-IN	12/10/2020		534.026 · Janitorial Services	-9,307.05	13,295.79
				534.026 · Janitorial Services	-21,716.45	31,023.50
TOTAL					-35,328.77	48,624.56
Bill Pmt -Check	4591	12/11/2020	MG Tech Inc.	101.007 · Wells Fargo Operating-8388		-196.00
Bill	3841	12/10/2020		534.081 · Contracts - Air Conditioning	-58.80	84.00
				534.081 · Contracts - Air Conditioning	-137.20	196.00
TOTAL					-196.00	280.00
Check	4592	12/04/2020	Wells Fargo	101.007 · Wells Fargo Operating-8388		-1,403.51
				2040300 · Credit Card - Wells Fargo MC	-1,403.51	1,403.51
TOTAL					-1,403.51	1,403.51
Bill Pmt -Check	4593	12/04/2020	Advantage Golf Cars, Inc.	101.007 · Wells Fargo Operating-8388		-878.52
Bill	286620	12/03/2020		534.037 · Security Services	-131.78	188.25
				534.037 · Security Services	-307.48	439.26
Bill	289618	12/03/2020		534.037 · Security Services	-131.78	188.25
				534.037 · Security Services	-307.48	439.26
TOTAL					-878.52	1,255.02

Midtown Miami CDD
Check Detail
 October 2020 through July 2021

Type	Num	Date	Name	Account	Paid Amount	Original Amount
Bill Pmt -Check	4594	12/04/2020	BrightView Landscape Services Inc.	101.007 · Wells Fargo Operating-8388		-20,177.00
Bill	7121672	12/03/2020		534.050 · Landscape Maintenance	-4,559.00	4,559.00
Bill	7121581	12/03/2020		534.050 · Landscape Maintenance	-15,618.00	15,618.00
TOTAL					-20,177.00	20,177.00
Bill Pmt -Check	4595	12/04/2020	Budget Ace Hardware	101.007 · Wells Fargo Operating-8388		-98.01
Bill	627596	12/03/2020		551.002 · Office Supplies	-58.03	58.03
Bill	627725	12/03/2020		551.002 · Office Supplies	-39.98	39.98
TOTAL					-98.01	98.01
Bill Pmt -Check	4596	12/04/2020	Detectable Warning Products, Inc.	101.007 · Wells Fargo Operating-8388		-2,300.12
Bill	2025659	12/03/2020		546.037 · R&M - Grounds	-2,300.12	2,300.12
TOTAL					-2,300.12	2,300.12
Bill Pmt -Check	4597	12/04/2020	Hector Herrera	101.007 · Wells Fargo Operating-8388		-353.50
Bill	112320	12/03/2020		549.905 · Misc - Security	-353.50	353.50
TOTAL					-353.50	353.50
Bill Pmt -Check	4598	12/04/2020	South Florida Design Management, Inc.	101.007 · Wells Fargo Operating-8388		-2,900.00
Bill	540	12/03/2020		546.001 · R&M - General	-450.00	450.00
Bill	539	12/03/2020		546.037 · R&M - Grounds	-650.00	650.00
Bill	538	12/03/2020		546.037 · R&M - Grounds	-950.00	950.00
Bill	541	12/03/2020		546.001 · R&M - General	-850.00	850.00
TOTAL					-2,900.00	2,900.00
Bill Pmt -Check	4599	12/04/2020	Venturita LLC	101.007 · Wells Fargo Operating-8388		-240.00
Bill	2019076	12/03/2020		546.020 · R&M - Electrical	-240.00	240.00
TOTAL					-240.00	240.00
Bill Pmt -Check	4600	12/04/2020	Wrathell, Hunt & Associates, LLC	101.007 · Wells Fargo Operating-8388		-5,818.00
Bill	2019-1740	12/03/2020		531.027 · Management	-3,886.92	4,978.08
				531.038 · Assessment Services	-291.90	373.84
				531.038 · Assessment Services	-324.88	416.08
				531.038 · Assessment Services	-1,275.25	1,633.25
				547.001 · Printing & Binding	-39.04	50.00
TOTAL					-5,818.00	7,451.25

Midtown Miami CDD
Check Detail
 October 2020 through July 2021

Type	Num	Date	Name	Account	Paid Amount	Original Amount
Bill Pmt -Check	4601	12/04/2020	ALES GROUP	101.007 · Wells Fargo Operating-8388		-28,050.00
Bill	26124	12/03/2020		538.031 · Midtown Community Park	-28,050.00	28,050.00
TOTAL					-28,050.00	28,050.00
Bill Pmt -Check	4602	11/30/2020	A&A Iron Work Design LLC	101.007 · Wells Fargo Operating-8388		-5,590.00
Bill	035	09/30/2020		546.037 · R&M - Grounds	-1,300.00	1,300.00
Bill	040	11/25/2020		546.037 · R&M - Grounds	-2,470.00	2,470.00
Bill	039	11/25/2020		546.037 · R&M - Grounds	-1,820.00	1,820.00
TOTAL					-5,590.00	5,590.00
Bill Pmt -Check	4603	11/30/2020	Allied Universal	101.007 · Wells Fargo Operating-8388		-48,764.70
Bill	10648740	11/25/2020		534.037 · Security Services	-14,629.41	20,899.16
				534.037 · Security Services	-34,135.29	48,764.70
TOTAL					-48,764.70	69,663.86
Bill Pmt -Check	4604	11/30/2020	BrightView Landscape Services Inc.	101.007 · Wells Fargo Operating-8388		-11,421.31
Bill	6922345	09/30/2020		546.041 · R&M - Irrigation	-260.00	260.00
Bill	7080093	11/25/2020		546.041 · R&M - Irrigation	-1,760.00	1,760.00
Bill	7069615	11/25/2020		546.041 · R&M - Irrigation	-808.40	808.40
Bill	7069614	11/25/2020		546.041 · R&M - Irrigation	-1,646.00	1,646.00
Bill	4468745	11/25/2020		534.050 · Landscape Maintenance	-2,115.33	2,115.33
Bill	7082074	11/25/2020		534.050 · Landscape Maintenance	-1,774.22	1,774.22
Bill	7082075	11/25/2020		534.050 · Landscape Maintenance	-3,057.36	3,057.36
TOTAL					-11,421.31	11,421.31
Bill Pmt -Check	4605	11/30/2020	Hector Herrera	101.007 · Wells Fargo Operating-8388		-707.00
Bill	12020	11/25/2020		549.905 · Misc - Security	-353.50	353.50
Bill	111420	11/25/2020		549.905 · Misc - Security	-353.50	353.50
TOTAL					-707.00	707.00
Bill Pmt -Check	4606	11/30/2020	Miami Dade Water & Sewer Department	101.007 · Wells Fargo Operating-8388		-1,533.29
Bill	0391376916 091620	09/30/2020		543.014 · Utility - Irrigation	-799.32	799.32
Bill	0391376916 111620	11/25/2020		543.014 · Utility - Irrigation	-733.97	733.97
TOTAL					-1,533.29	1,533.29
Bill Pmt -Check	4607	12/18/2020	Allied Universal	101.007 · Wells Fargo Operating-8388		-48,976.47
Bill	10747649	12/17/2020		534.037 · Security Services	-14,692.94	20,989.92
				534.037 · Security Services	-34,283.53	48,976.47

Midtown Miami CDD
Check Detail
 October 2020 through July 2021

Type	Num	Date	Name	Account	Paid Amount	Original Amount
TOTAL					-48,976.47	69,966.39
Bill Pmt -Check	4608	12/18/2020	BrightView Landscape Services Inc.	101.007 · Wells Fargo Operating-8388		-12,275.99
Bill	7137953	12/17/2020		534.050 · Landscape Maintenance	-12,275.99	12,275.99
TOTAL					-12,275.99	12,275.99
Bill Pmt -Check	4609	12/18/2020	Budget Ace Hardware	101.007 · Wells Fargo Operating-8388		-349.65
Bill	628107	12/17/2020		551.002 · Office Supplies	-123.74	123.74
Bill	628023	12/17/2020		551.002 · Office Supplies	-225.91	225.91
TOTAL					-349.65	349.65
Bill Pmt -Check	4610	12/18/2020	Hector Herrera	101.007 · Wells Fargo Operating-8388		-959.50
Bill	110420	12/17/2020		549.905 · Misc - Security	-252.50	252.50
Bill	120720	12/17/2020		549.905 · Misc - Security	-353.50	353.50
Bill	120920	12/17/2020		549.905 · Misc - Security	-353.50	353.50
TOTAL					-959.50	959.50
Bill Pmt -Check	4611	12/18/2020	National Construction Rentals, Inc.	101.007 · Wells Fargo Operating-8388		-739.80
Bill	5958977	12/17/2020		546.001 · R&M - General	-739.80	739.80
TOTAL					-739.80	739.80
Bill Pmt -Check	4612	12/18/2020	Orion Pest Control	101.007 · Wells Fargo Operating-8388		-360.00
Bill	39514	12/17/2020		534.125 · Pest Control	-360.00	360.00
TOTAL					-360.00	360.00
Bill Pmt -Check	4613	12/18/2020	PME Inc.	101.007 · Wells Fargo Operating-8388		-1,350.00
Bill	15529	12/17/2020		534.080 · Road Cleaning	-1,350.00	1,350.00
TOTAL					-1,350.00	1,350.00
Bill Pmt -Check	4614	12/18/2020	Schwebke-Shiskin & Associates, Inc.	101.007 · Wells Fargo Operating-8388		-3,580.00
Bill	212632	12/17/2020		531.013 · Engineering	-3,580.00	3,580.00
TOTAL					-3,580.00	3,580.00
Bill Pmt -Check	4615	12/28/2020	Advantage Golf Cars, Inc.	101.007 · Wells Fargo Operating-8388		-399.00
Bill	289049	12/23/2020		534.037 · Security Services	-119.70	171.00

Midtown Miami CDD
Check Detail
 October 2020 through July 2021

Type	Num	Date	Name	Account	Paid Amount	Original Amount
				534.037 · Security Services	-279.30	399.00
TOTAL					-399.00	570.00
Bill Pmt -Check	4616	12/28/2020	ALES GROUP	101.007 · Wells Fargo Operating-8388		-14,050.00
Bill	26178	12/23/2020		544.001 · Rentals - General	-3,650.00	3,650.00
Bill	26176	12/23/2020		534.023 · Fountains	-1,200.00	1,200.00
Bill	26179	12/23/2020		546.001 · R&M - General	-2,200.00	2,200.00
Bill	26177	12/23/2020		546.020 · R&M - Electrical	-7,000.00	7,000.00
TOTAL					-14,050.00	14,050.00
Bill Pmt -Check	4617	12/28/2020	BrightView Landscape Services Inc.	101.007 · Wells Fargo Operating-8388		-424.17
Bill	7144701	12/23/2020		546.071 · R&M - Plant Replacement	-424.17	424.17
TOTAL					-424.17	424.17
Bill Pmt -Check	4618	12/28/2020	Budget Ace Hardware	101.007 · Wells Fargo Operating-8388		-82.14
Bill	628290	12/23/2020		551.002 · Office Supplies	-82.14	82.14
TOTAL					-82.14	82.14
Bill Pmt -Check	4619	12/28/2020	Grainger	101.007 · Wells Fargo Operating-8388		-585.04
Bill	9747410380	12/23/2020		551.002 · Office Supplies	-428.60	428.60
Bill	9747410398	12/23/2020		551.002 · Office Supplies	-156.44	156.44
TOTAL					-585.04	585.04
Bill Pmt -Check	4620	12/28/2020	Hector Herrera	101.007 · Wells Fargo Operating-8388		-707.00
Bill	121620	12/23/2020		549.905 · Misc - Security	-353.50	353.50
Bill	121420	12/23/2020		549.905 · Misc - Security	-353.50	353.50
TOTAL					-707.00	707.00
Bill Pmt -Check	4621	12/28/2020	MG Tech Inc.	101.007 · Wells Fargo Operating-8388		-392.00
Bill	3813	12/23/2020		534.081 · Contracts - Air Conditioning	-58.80	84.00
Bill	3845	12/23/2020		534.081 · Contracts - Air Conditioning	-137.20	196.00
Bill				534.081 · Contracts - Air Conditioning	-58.80	84.00
Bill				534.081 · Contracts - Air Conditioning	-137.20	196.00
TOTAL					-392.00	560.00
Bill Pmt -Check	4622	01/04/2021	Billing, Cochran, Lyles, Mauro & Ramsey	101.007 · Wells Fargo Operating-8388		-630.00

Midtown Miami CDD
Check Detail
 October 2020 through July 2021

Type	Num	Date	Name	Account	Paid Amount	Original Amount
Bill	166087	12/30/2020		531.023 · Legal	-630.00	630.00
TOTAL					-630.00	630.00
Bill Pmt -Check	4623	01/04/2021	BrightView Landscape Services Inc.	101.007 · Wells Fargo Operating-8388		-632.00
Bill	7161198	12/30/2020		546.001 · R&M - General	-632.00	632.00
TOTAL					-632.00	632.00
Bill Pmt -Check	4624	01/04/2021	FedEx	101.007 · Wells Fargo Operating-8388		-57.98
Bill	7-221-48050	12/30/2020		541.006 · Postage & Freight	-57.98	57.98
TOTAL					-57.98	57.98
Bill Pmt -Check	4625	01/04/2021	Hector Herrera	101.007 · Wells Fargo Operating-8388		-353.50
Bill	122820	12/30/2020		549.905 · Misc - Security	-353.50	353.50
TOTAL					-353.50	353.50
Bill Pmt -Check	4626	01/04/2021	Venturita LLC	101.007 · Wells Fargo Operating-8388		-180.00
Bill	2019078	12/30/2020		546.020 · R&M - Electrical	-180.00	180.00
TOTAL					-180.00	180.00
Bill Pmt -Check	4627	01/08/2021	Advantage Golf Cars, Inc.	101.007 · Wells Fargo Operating-8388		-113.78
Bill	292236	01/07/2021		534.037 · Security Services	-34.13	48.76
				534.037 · Security Services	-79.65	113.78
TOTAL					-113.78	162.54
Bill Pmt -Check	4628	01/08/2021	BrightView Landscape Services Inc.	101.007 · Wells Fargo Operating-8388		-20,177.00
Bill	7162726	01/07/2021		534.050 · Landscape Maintenance	-15,618.00	15,618.00
Bill	7162808	01/07/2021		534.050 · Landscape Maintenance	-4,559.00	4,559.00
TOTAL					-20,177.00	20,177.00
Bill Pmt -Check	4629	01/08/2021	Budget Ace Hardware	101.007 · Wells Fargo Operating-8388		-91.73
Bill	628593	01/07/2021		551.002 · Office Supplies	-91.73	91.73
TOTAL					-91.73	91.73
Bill Pmt -Check	4630	01/08/2021	Coastal Waste & Recycling	101.007 · Wells Fargo Operating-8388		-877.73
Bill	0000246643	01/07/2021		534.126 · Waste Removal Services	-193.10	247.57

Midtown Miami CDD
Check Detail
 October 2020 through July 2021

Type	Num	Date	Name	Account	Paid Amount	Original Amount
				534.126 · Waste Removal Services	-684.63	877.73
TOTAL					-877.73	1,125.30
Bill Pmt -Check	4631	01/08/2021	Fahrenheit Propane	101.007 · Wells Fargo Operating-8388		-56.00
Bill	INV-038487	01/07/2021		546.001 · R&M - General	-56.00	56.00
TOTAL					-56.00	56.00
Bill Pmt -Check	4632	01/08/2021	Miami Dade Water & Sewer Department	101.007 · Wells Fargo Operating-8388		-260.30
Bill	0391376916 121720	01/07/2021		543.014 · Utility - Irrigation	-260.30	260.30
TOTAL					-260.30	260.30
Bill Pmt -Check	4633	01/08/2021	Wrathell, Hunt & Associates, LLC	101.007 · Wells Fargo Operating-8388		-5,818.00
Bill	2019-1834	01/07/2021		531.027 · Management	-3,886.92	4,978.08
				531.038 · Assessment Services	-291.90	373.84
				531.038 · Assessment Services	-324.88	416.08
				531.038 · Assessment Services	-1,275.26	1,633.25
				547.001 · Printing & Binding	-39.04	50.00
TOTAL					-5,818.00	7,451.25
Paycheck	4634	12/24/2020	Alexis Miranda	101.007 · Wells Fargo Operating-8388		-184.70
				511.001 · Supervisors Payroll	-200.00	200.00
				521.001 · Fica Taxes	-12.40	12.40
				202.501 · FICA Payable	12.40	-12.40
				202.501 · FICA Payable	12.40	-12.40
				521.001 · Fica Taxes	-2.90	2.90
				202.501 · FICA Payable	2.90	-2.90
				202.501 · FICA Payable	2.90	-2.90
TOTAL					-184.70	184.70
Paycheck	4635	12/24/2020	Joseph Padula	101.007 · Wells Fargo Operating-8388		-184.70
				511.001 · Supervisors Payroll	-200.00	200.00
				521.001 · Fica Taxes	-12.40	12.40
				202.501 · FICA Payable	12.40	-12.40
				202.501 · FICA Payable	12.40	-12.40
				521.001 · Fica Taxes	-2.90	2.90
				202.501 · FICA Payable	2.90	-2.90
				202.501 · FICA Payable	2.90	-2.90
TOTAL					-184.70	184.70
Paycheck	4636	12/24/2020	Pietro Riccobono	101.007 · Wells Fargo Operating-8388		-184.70

Midtown Miami CDD
Check Detail
 October 2020 through July 2021

Type	Num	Date	Name	Account	Paid Amount	Original Amount
				511.001 · Supervisors Payroll	-200.00	200.00
				521.001 · Fica Taxes	-12.40	12.40
				202.501 · FICA Payable	12.40	-12.40
				202.501 · FICA Payable	12.40	-12.40
				521.001 · Fica Taxes	-2.90	2.90
				202.501 · FICA Payable	2.90	-2.90
				202.501 · FICA Payable	2.90	-2.90
TOTAL					-184.70	184.70
Bill Pmt -Check	4637	01/15/2021	Advantage Golf Cars, Inc.	101.007 · Wells Fargo Operating-8388		-439.26
Bill	291086	01/14/2021		534.037 · Security Services	-131.78	188.25
				534.037 · Security Services	-307.48	439.26
TOTAL					-439.26	627.51
Bill Pmt -Check	4638	01/15/2021	ALES GROUP	101.007 · Wells Fargo Operating-8388		0.00
TOTAL					0.00	0.00
Bill Pmt -Check	4639	01/15/2021	Budget Ace Hardware	101.007 · Wells Fargo Operating-8388		-268.06
Bill	628859	01/14/2021		546.020 · R&M - Electrical	-199.96	199.96
Bill	628790	01/14/2021		551.002 · Office Supplies	-68.10	68.10
TOTAL					-268.06	268.06
Bill Pmt -Check	4640	01/15/2021	Lightbulb and Ballast Supply	101.007 · Wells Fargo Operating-8388		-477.60
Bill	211001	01/14/2021		546.020 · R&M - Electrical	-477.60	477.60
TOTAL					-477.60	477.60
Bill Pmt -Check	4641	01/15/2021	Lightworks, Inc.	101.007 · Wells Fargo Operating-8388		-1,046.20
Bill	05487-1	01/14/2021		546.020 · R&M - Electrical	-1,046.20	1,046.20
TOTAL					-1,046.20	1,046.20
Bill Pmt -Check	4642	01/15/2021	PME Inc.	101.007 · Wells Fargo Operating-8388		-1,350.00
Bill	15711	01/14/2021		534.080 · Road Cleaning	-1,350.00	1,350.00
TOTAL					-1,350.00	1,350.00
Bill Pmt -Check	4643	01/15/2021	Randy's Holiday Lighting	101.007 · Wells Fargo Operating-8388		-450.00
Bill	8913	01/14/2021		546.001 · R&M - General	-450.00	450.00

Midtown Miami CDD
Check Detail
 October 2020 through July 2021

Type	Num	Date	Name	Account	Paid Amount	Original Amount
TOTAL					-450.00	450.00
Bill Pmt -Check	4644	01/15/2021	South Florida Design Management, Inc.	101.007 · Wells Fargo Operating-8388		-2,220.00
Bill	543	01/14/2021		546.037 · R&M - Grounds	-750.00	750.00
Bill	542	01/14/2021		546.037 · R&M - Grounds	-470.00	470.00
Bill	544	01/14/2021		546.037 · R&M - Grounds	-550.00	550.00
Bill	545	01/14/2021		546.037 · R&M - Grounds	-450.00	450.00
TOTAL					-2,220.00	2,220.00
Bill Pmt -Check	4645	01/22/2021	Hector Herrera	101.007 · Wells Fargo Operating-8388		-707.00
Bill	010521	01/21/2021		549.905 · Misc - Security	-353.50	353.50
Bill	011121	01/21/2021		549.905 · Misc - Security	-353.50	353.50
TOTAL					-707.00	707.00
Bill Pmt -Check	4646	01/22/2021	Lightworks, Inc.	101.007 · Wells Fargo Operating-8388		-3,570.00
Bill	05528	01/21/2021		546.020 · R&M - Electrical	-3,570.00	3,570.00
TOTAL					-3,570.00	3,570.00
Bill Pmt -Check	4647	01/22/2021	National Construction Rentals, Inc.	101.007 · Wells Fargo Operating-8388		-739.80
Bill	5987762	01/21/2021		546.001 · R&M - General	-739.80	739.80
TOTAL					-739.80	739.80
Bill Pmt -Check	4648	01/22/2021	Omar Electrical Contractor Corp.	101.007 · Wells Fargo Operating-8388		-931.28
Bill	1122021	01/21/2021		546.020 · R&M - Electrical	-931.28	931.28
TOTAL					-931.28	931.28
Bill Pmt -Check	4649	01/22/2021	Orion Pest Control	101.007 · Wells Fargo Operating-8388		-360.00
Bill	39614	01/21/2021		534.125 · Pest Control	-360.00	360.00
TOTAL					-360.00	360.00
Bill Pmt -Check	4650	01/22/2021	South Florida Design Management, Inc.	101.007 · Wells Fargo Operating-8388		-900.00
Bill	546	01/21/2021		546.037 · R&M - Grounds	-900.00	900.00
TOTAL					-900.00	900.00
Bill Pmt -Check	4651	01/22/2021	Venturita LLC	101.007 · Wells Fargo Operating-8388		-640.00

Midtown Miami CDD
Check Detail
 October 2020 through July 2021

Type	Num	Date	Name	Account	Paid Amount	Original Amount
Bill	2019073	01/21/2021		546.037 · R&M - Grounds	-276.00	276.00
Bill	2019068	01/21/2021		546.037 · R&M - Grounds	-184.00	184.00
Bill	2019074	01/21/2021		546.020 · R&M - Electrical	-180.00	180.00
TOTAL					-640.00	640.00
Bill Pmt -Check	4652	01/29/2021	Alvarez Engineers, Inc.	101.007 · Wells Fargo Operating-8388		-600.00
Bill	5821	01/28/2021		531.013 · Engineering	-600.00	600.00
TOTAL					-600.00	600.00
Bill Pmt -Check	4653	01/29/2021	Billing, Cochran, Lyles, Mauro & Ramsey	101.007 · Wells Fargo Operating-8388		-2,550.00
Bill	166488	01/28/2021		531.023 · Legal	-2,550.00	2,550.00
TOTAL					-2,550.00	2,550.00
Bill Pmt -Check	4654	01/29/2021	BrightView Landscape Services Inc.	101.007 · Wells Fargo Operating-8388		-1,520.00
Bill	7069613	01/28/2021		546.041 · R&M - Irrigation	-1,520.00	1,520.00
TOTAL					-1,520.00	1,520.00
Bill Pmt -Check	4655	01/29/2021	Hector Herrera	101.007 · Wells Fargo Operating-8388		-353.50
Bill	011321	01/28/2021		549.905 · Misc - Security	-353.50	353.50
TOTAL					-353.50	353.50
Bill Pmt -Check	4656	01/29/2021	Interstate Cleaning Corporation	101.007 · Wells Fargo Operating-8388		-35,464.81
Bill	9175175-IN	01/28/2021		534.038 · Street Sweeping	-4,305.27	4,305.27
Bill	9175297-IN	01/28/2021		534.026 · Janitorial Services	-9,347.86	13,354.09
				534.026 · Janitorial Services	-21,811.68	31,159.54
TOTAL					-35,464.81	48,818.90
Bill Pmt -Check	4657	01/29/2021	South Florida Design Management, Inc.	101.007 · Wells Fargo Operating-8388		-735.00
Bill	547	01/28/2021		546.037 · R&M - Grounds	-735.00	735.00
TOTAL					-735.00	735.00
Bill Pmt -Check	4658	01/29/2021	Venturita LLC	101.007 · Wells Fargo Operating-8388		-180.00
Bill	2019080	01/28/2021		546.020 · R&M - Electrical	-180.00	180.00
TOTAL					-180.00	180.00
Bill Pmt -Check	4659	02/05/2021	Advantage Golf Cars, Inc.	101.007 · Wells Fargo Operating-8388		-439.26

Midtown Miami CDD
Check Detail
 October 2020 through July 2021

Type	Num	Date	Name	Account	Paid Amount	Original Amount
Bill	955	02/04/2021		534.037 · Security Services	-131.78	188.25
				534.037 · Security Services	-307.48	439.26
TOTAL					-439.26	627.51
Bill Pmt -Check	4660	02/05/2021	ALES GROUP	101.007 · Wells Fargo Operating-8388		-12,803.00
Bill	26233	02/04/2021		538.031 · Midtown Community Park	-12,803.00	12,803.00
TOTAL					-12,803.00	12,803.00
Bill Pmt -Check	4661	02/05/2021	Allied Universal	101.007 · Wells Fargo Operating-8388		-48,324.97
Bill	10847403	02/04/2021		534.037 · Security Services	-14,497.49	20,710.70
				534.037 · Security Services	-33,827.48	48,324.97
TOTAL					-48,324.97	69,035.67
Bill Pmt -Check	4662	02/05/2021	BrightView Landscape Services Inc.	101.007 · Wells Fargo Operating-8388		-20,177.00
Bill	7197368	02/04/2021		534.050 · Landscape Maintenance	-15,618.00	15,618.00
Bill	7197453	02/04/2021		534.050 · Landscape Maintenance	-4,559.00	4,559.00
TOTAL					-20,177.00	20,177.00
Bill Pmt -Check	4663	02/05/2021	Coastal Waste & Recycling	101.007 · Wells Fargo Operating-8388		-877.73
Bill	0000253101	02/04/2021		534.126 · Waste Removal Services	-193.10	247.57
				534.126 · Waste Removal Services	-684.63	877.73
TOTAL					-877.73	1,125.30
Bill Pmt -Check	4664	02/05/2021	Egis Insurance & Risk Advisors	101.007 · Wells Fargo Operating-8388		-533.40
Bill	12763	02/04/2021		545.004 · Insurance - Worker's Comp	-213.36	355.60
				545.004 · Insurance - Worker's Comp	-320.04	533.40
TOTAL					-533.40	889.00
Bill Pmt -Check	4665	02/05/2021	Hector Herrera	101.007 · Wells Fargo Operating-8388		-707.00
Bill	012421	02/04/2021		549.905 · Misc - Security	-353.50	353.50
Bill	012621	02/04/2021		549.905 · Misc - Security	-353.50	353.50
TOTAL					-707.00	707.00
Bill Pmt -Check	4666	02/05/2021	HydroPoint Data Systems, Inc.	101.007 · Wells Fargo Operating-8388		-670.00
Bill	58650	02/04/2021		546.041 · R&M - Irrigation	-670.00	670.00

Midtown Miami CDD
Check Detail
 October 2020 through July 2021

Type	Num	Date	Name	Account	Paid Amount	Original Amount
TOTAL					-670.00	670.00
Bill Pmt -Check	4667	02/05/2021	Interstate Cleaning Corporation	101.007 · Wells Fargo Operating-8388		-35,464.81
Bill	9175482-IN	02/04/2021		534.038 · Street Sweeping	-4,305.27	4,305.27
Bill	9175481-IN	02/04/2021		534.026 · Janitorial Services	-9,347.86	13,354.09
				534.026 · Janitorial Services	-21,811.68	31,159.54
TOTAL					-35,464.81	48,818.90
Bill Pmt -Check	4668	02/05/2021	MG Tech Inc.	101.007 · Wells Fargo Operating-8388		-196.00
Bill	3867	02/04/2021		534.081 · Contracts - Air Conditioning	-58.80	84.00
				534.081 · Contracts - Air Conditioning	-137.20	196.00
TOTAL					-196.00	280.00
Bill Pmt -Check	4669	02/05/2021	Miami Dade Water & Sewer Department	101.007 · Wells Fargo Operating-8388		-169.16
Bill	0391376916 012021	02/04/2021		543.014 · Utility - Irrigation	-169.16	169.16
TOTAL					-169.16	169.16
Bill Pmt -Check	4670	02/05/2021	National Construction Rentals, Inc.	101.007 · Wells Fargo Operating-8388		-739.80
Bill	6016519	02/04/2021		546.001 · R&M - General	-739.80	739.80
TOTAL					-739.80	739.80
Bill Pmt -Check	4671	02/05/2021	Wrathell, Hunt & Associates, LLC	101.007 · Wells Fargo Operating-8388		-5,818.00
Bill	2019-1951	02/04/2021		531.027 · Management	-3,886.92	4,978.08
				531.038 · Assessment Services	-291.90	373.84
				531.038 · Assessment Services	-324.88	416.08
				531.038 · Assessment Services	-1,275.26	1,633.25
				547.001 · Printing & Binding	-39.04	50.00
TOTAL					-5,818.00	7,451.25
Check	4672	02/12/2021	Wells Fargo	101.007 · Wells Fargo Operating-8388		-319.68
				2040300 · Credit Card - Wells Fargo MC	-319.68	319.68
TOTAL					-319.68	319.68
Bill Pmt -Check	4673	02/12/2021	ALES GROUP	101.007 · Wells Fargo Operating-8388		-10,000.00
Bill	26237	02/11/2021		538.031 · Midtown Community Park	-10,000.00	10,000.00
TOTAL					-10,000.00	10,000.00

Midtown Miami CDD
Check Detail
 October 2020 through July 2021

Type	Num	Date	Name	Account	Paid Amount	Original Amount
Bill Pmt -Check	4674	02/12/2021	Alvarez Engineers, Inc.	101.007 · Wells Fargo Operating-8388		-600.00
Bill	5860	02/11/2021		531.013 · Engineering	-600.00	600.00
TOTAL					-600.00	600.00
Bill Pmt -Check	4675	02/12/2021	BrightView Landscape Services Inc.	101.007 · Wells Fargo Operating-8388		-34,347.87
Bill	7212182	02/11/2021		534.050 · Landscape Maintenance	-1,014.58	1,014.58
Bill	7188832	02/11/2021		534.050 · Landscape Maintenance	-2,165.42	2,165.42
Bill	7212181	02/11/2021		546.041 · R&M - Irrigation	-1,165.00	1,165.00
Bill	7212180	02/11/2021		546.041 · R&M - Irrigation	-1,525.00	1,525.00
Bill	7195783	02/11/2021		538.031 · Midtown Community Park	-4,987.37	4,987.37
Bill	7195776	02/11/2021		534.050 · Landscape Maintenance	-1,400.35	1,400.35
Bill	7195765	02/11/2021		546.071 · R&M - Plant Replacement	-6,916.32	6,916.32
Bill	7195767	02/11/2021		546.071 · R&M - Plant Replacement	-7,742.00	7,742.00
Bill	7188849	02/11/2021		534.050 · Landscape Maintenance	-1,023.19	1,023.19
Bill	7183238	02/11/2021		534.050 · Landscape Maintenance	-6,408.64	6,408.64
TOTAL					-34,347.87	34,347.87
Bill Pmt -Check	4676	02/12/2021	Killowatts Electric & Lighting Supply	101.007 · Wells Fargo Operating-8388		-561.53
Bill	0610446-IN	02/11/2021		546.020 · R&M - Electrical	-561.53	561.53
TOTAL					-561.53	561.53
Bill Pmt -Check	4677	02/12/2021	Miami-Dade County - Elections	101.007 · Wells Fargo Operating-8388		-70.00
Bill	042920	02/11/2021		549.900 · Misc - Contingency	-70.00	70.00
TOTAL					-70.00	70.00
Bill Pmt -Check	4678	02/12/2021	PME Inc.	101.007 · Wells Fargo Operating-8388		-1,350.00
Bill	15892	02/11/2021		534.038 · Street Sweeping	-1,350.00	1,350.00
TOTAL					-1,350.00	1,350.00
Bill Pmt -Check	4679	02/12/2021	Venturita LLC	101.007 · Wells Fargo Operating-8388		-278.09
Bill	2019081	02/11/2021		546.041 · R&M - Irrigation	-278.09	278.09
TOTAL					-278.09	278.09
Bill Pmt -Check	4680	02/19/2021	ALES GROUP	101.007 · Wells Fargo Operating-8388		-21,550.00
Bill	26123	12/03/2020		538.031 · Midtown Community Park	-3,500.00	3,500.00
Bill	26138	12/03/2020		538.031 · Midtown Community Park	-18,050.00	18,050.00

Midtown Miami CDD
Check Detail
 October 2020 through July 2021

Type	Num	Date	Name	Account	Paid Amount	Original Amount
TOTAL					-21,550.00	21,550.00
Check	4681	02/19/2021	Wells Fargo	101.007 · Wells Fargo Operating-8388		-369.98
				2040300 · Credit Card - Wells Fargo MC	-369.98	369.98
TOTAL					-369.98	369.98
Bill Pmt -Check	4682	02/19/2021	Budget Ace Hardware	101.007 · Wells Fargo Operating-8388		-162.28
Bill	629689	02/18/2021		551.002 · Office Supplies	-162.28	162.28
TOTAL					-162.28	162.28
Bill Pmt -Check	4683	02/19/2021	Hector Herrera	101.007 · Wells Fargo Operating-8388		-353.50
Bill	020821	02/18/2021		549.905 · Misc - Security	-353.50	353.50
TOTAL					-353.50	353.50
Bill Pmt -Check	4684	02/19/2021	MG Tech Inc.	101.007 · Wells Fargo Operating-8388		-196.00
Bill	3869	02/18/2021		534.081 · Contracts - Air Conditioning 534.081 · Contracts - Air Conditioning	-58.80 -137.20	84.00 196.00
TOTAL					-196.00	280.00
Bill Pmt -Check	4685	02/19/2021	Orion Pest Control	101.007 · Wells Fargo Operating-8388		-360.00
Bill	39715	02/18/2021		534.125 · Pest Control	-360.00	360.00
TOTAL					-360.00	360.00
Check	4686	02/26/2021	Wells Fargo	101.007 · Wells Fargo Operating-8388		-164.75
				2040300 · Credit Card - Wells Fargo MC	-164.75	164.75
TOTAL					-164.75	164.75
Bill Pmt -Check	4687	02/26/2021	Advantage Golf Cars, Inc.	101.007 · Wells Fargo Operating-8388		-439.26
Bill	1788	02/25/2021		534.037 · Security Services 534.037 · Security Services	-131.78 -307.48	188.25 439.26
TOTAL					-439.26	627.51
Bill Pmt -Check	4688	02/26/2021	BrightView Landscape Services Inc.	101.007 · Wells Fargo Operating-8388		-16,424.37
Bill	7225468	02/25/2021		546.071 · R&M - Plant Replacement	-76.63	76.63
Bill	7225458	02/25/2021		546.071 · R&M - Plant Replacement	-1,964.74	1,964.74

Midtown Miami CDD Check Detail October 2020 through July 2021

Type	Num	Date	Name	Account	Paid Amount	Original Amount
Bill	7225465	02/25/2021		546.071 · R&M - Plant Replacement	-841.85	841.85
Bill	7234699	02/25/2021		546.071 · R&M - Plant Replacement	-7,181.04	7,181.04
Bill	7234718	02/25/2021		546.071 · R&M - Plant Replacement	-3,737.50	3,737.50
Bill	7234724	02/25/2021		546.071 · R&M - Plant Replacement	-805.22	805.22
Bill	7234725	02/25/2021		546.071 · R&M - Plant Replacement	-869.08	869.08
Bill	7234726	02/25/2021		546.071 · R&M - Plant Replacement	-948.31	948.31
TOTAL					-16,424.37	16,424.37
Bill Pmt -Check	4689	02/26/2021	DDR Miami Avenue, LLC	101.007 · Wells Fargo Operating-8388		-225.71
Bill	3586542	02/25/2021		543.014 · Utility - Irrigation	-225.71	225.71
TOTAL					-225.71	225.71
Bill Pmt -Check	4690	02/26/2021	Hector Herrera	101.007 · Wells Fargo Operating-8388		-353.50
Bill	020921	02/25/2021		549.905 · Misc - Security	-353.50	353.50
TOTAL					-353.50	353.50
Bill Pmt -Check	4691	02/26/2021	Omar Electrical Contractor Corp.	101.007 · Wells Fargo Operating-8388		-3,500.00
Bill	2192021	02/25/2021		546.020 · R&M - Electrical	-3,500.00	3,500.00
TOTAL					-3,500.00	3,500.00
Bill Pmt -Check	4692	03/11/2021	ALES GROUP	101.007 · Wells Fargo Operating-8388		-11,990.00
Bill	26149	01/14/2021		538.031 · Midtown Community Park	-11,990.00	11,990.00
TOTAL					-11,990.00	11,990.00
Bill Pmt -Check	4693	03/05/2021	Allied Universal	101.007 · Wells Fargo Operating-8388		-48,718.76
Bill	10970944	03/04/2021		534.037 · Security Services	-14,615.63	20,879.47
				534.037 · Security Services	-34,103.13	48,718.76
TOTAL					-48,718.76	69,598.23
Bill Pmt -Check	4694	03/05/2021	BrightView Landscape Services Inc.	101.007 · Wells Fargo Operating-8388		-42,160.88
Bill	7263451	03/04/2021		546.071 · R&M - Plant Replacement	-2,690.05	2,690.05
Bill	7237803	03/04/2021		546.071 · R&M - Plant Replacement	-3,926.99	3,926.99
Bill	7240953	03/04/2021		546.041 · R&M - Irrigation	-3,225.00	3,225.00
Bill	7237588	03/04/2021		534.050 · Landscape Maintenance	-5,649.13	5,649.13
Bill	7237587	03/04/2021		534.050 · Landscape Maintenance	-6,492.71	6,492.71
Bill	7252018	03/04/2021		534.050 · Landscape Maintenance	-4,559.00	4,559.00
Bill	7251935	03/04/2021		534.050 · Landscape Maintenance	-15,618.00	15,618.00
TOTAL					-42,160.88	42,160.88

Midtown Miami CDD
Check Detail
 October 2020 through July 2021

Type	Num	Date	Name	Account	Paid Amount	Original Amount
Bill Pmt -Check	4695	03/05/2021	Budget Ace Hardware	101.007 · Wells Fargo Operating-8388		-301.59
Bill	630179	03/04/2021		551.002 · Office Supplies	-101.92	101.92
Bill	630137	03/04/2021		551.002 · Office Supplies	-199.67	199.67
TOTAL					-301.59	301.59
Bill Pmt -Check	4696	03/05/2021	Coastal Waste & Recycling	101.007 · Wells Fargo Operating-8388		-877.73
Bill	0000259646	03/04/2021		534.126 · Waste Removal Services	-193.10	247.57
				534.126 · Waste Removal Services	-684.63	877.73
TOTAL					-877.73	1,125.30
Bill Pmt -Check	4697	03/05/2021	Grainger	101.007 · Wells Fargo Operating-8388		-486.60
Bill	9818704737	03/04/2021		551.002 · Office Supplies	-486.60	486.60
TOTAL					-486.60	486.60
Bill Pmt -Check	4698	03/05/2021	Hope Jones	101.007 · Wells Fargo Operating-8388		-707.00
Bill	022221	03/04/2021		549.905 · Misc - Security	-353.50	353.50
Bill	022321	03/04/2021		549.905 · Misc - Security	-353.50	353.50
TOTAL					-707.00	707.00
Bill Pmt -Check	4699	03/05/2021	Interstate Cleaning Corporation	101.007 · Wells Fargo Operating-8388		-35,464.81
Bill	9175773-IN	03/04/2021		534.038 · Street Sweeping	-4,305.27	4,305.27
Bill	9175772-IN	03/04/2021		534.026 · Janitorial Services	-9,347.86	13,354.09
				534.026 · Janitorial Services	-21,811.68	31,159.54
TOTAL					-35,464.81	48,818.90
Bill Pmt -Check	4700	03/05/2021	Miami Dade Water & Sewer Department	101.007 · Wells Fargo Operating-8388		-665.80
Bill	0391376916 021821	03/04/2021		543.014 · Utility - Irrigation	-665.80	665.80
TOTAL					-665.80	665.80
Bill Pmt -Check	4701	03/05/2021	Wrathell, Hunt & Associates, LLC	101.007 · Wells Fargo Operating-8388		-5,818.00
Bill	2019-2048	03/04/2021		531.027 · Management	-3,886.92	4,978.08
				531.038 · Assessment Services	-291.90	373.84
				531.038 · Assessment Services	-1,275.26	1,633.25
				531.038 · Assessment Services	-324.88	416.08
				547.001 · Printing & Binding	-39.04	50.00
TOTAL					-5,818.00	7,451.25

Midtown Miami CDD
Check Detail
 October 2020 through July 2021

Type	Num	Date	Name	Account	Paid Amount	Original Amount
Bill Pmt -Check	4702	03/12/2021	Hope Jones	101.007 · Wells Fargo Operating-8388		-707.00
Bill	030221	03/11/2021		549.905 · Misc - Security	-353.50	353.50
Bill	022621	03/11/2021		549.905 · Misc - Security	-353.50	353.50
TOTAL					-707.00	707.00
Bill Pmt -Check	4703	03/12/2021	National Construction Rentals, Inc.	101.007 · Wells Fargo Operating-8388		-739.80
Bill	6045079	03/11/2021		546.001 · R&M - General	-739.80	739.80
TOTAL					-739.80	739.80
Bill Pmt -Check	4704	03/12/2021	PME Inc.	101.007 · Wells Fargo Operating-8388		-1,350.00
Bill	16080	03/11/2021		534.080 · Road Cleaning	-1,350.00	1,350.00
TOTAL					-1,350.00	1,350.00
Bill Pmt -Check	4705	03/12/2021	Safeguard Business Systems	101.007 · Wells Fargo Operating-8388		-347.99
Bill	034460846	03/11/2021		551.002 · Office Supplies	-347.99	347.99
TOTAL					-347.99	347.99
Bill Pmt -Check	4706	03/12/2021	Venturita LLC	101.007 · Wells Fargo Operating-8388		-150.00
Bill	2019088	03/11/2021		546.020 · R&M - Electrical	-150.00	150.00
TOTAL					-150.00	150.00
Check	4707	03/17/2021	Wells Fargo	101.007 · Wells Fargo Operating-8388		-1,127.36
				2040300 · Credit Card - Wells Fargo MC	-1,127.36	1,127.36
TOTAL					-1,127.36	1,127.36
Bill Pmt -Check	4708	03/17/2021	Allied Universal	101.007 · Wells Fargo Operating-8388		-44,790.98
Bill	11072288	03/16/2021		534.037 · Security Services	-13,437.30	19,196.14
				534.037 · Security Services	-31,353.68	44,790.98
TOTAL					-44,790.98	63,987.12
Bill Pmt -Check	4709	03/17/2021	BrightView Landscape Services Inc.	101.007 · Wells Fargo Operating-8388		-1,963.39
Bill	7183241	03/16/2021		546.071 · R&M - Plant Replacement	-151.48	151.48
Bill	7195766	03/16/2021		534.050 · Landscape Maintenance	-1,811.91	1,811.91
TOTAL					-1,963.39	1,963.39

Midtown Miami CDD
Check Detail
 October 2020 through July 2021

Type	Num	Date	Name	Account	Paid Amount	Original Amount
Bill Pmt -Check	4710	03/17/2021	Budget Ace Hardware	101.007 · Wells Fargo Operating-8388		-215.48
Bill	630527	03/16/2021		551.002 · Office Supplies	-215.48	215.48
TOTAL					-215.48	215.48
Bill Pmt -Check	4711	03/17/2021	Egis Insurance & Risk Advisors	101.007 · Wells Fargo Operating-8388		-168.00
Bill	12850	03/16/2021		545.002 · Insurance - General Liability	-168.00	168.00
TOTAL					-168.00	168.00
Bill Pmt -Check	4712	03/17/2021	Hope Jones	101.007 · Wells Fargo Operating-8388		-1,060.50
Bill	031121	03/16/2021		549.905 · Misc - Security	-353.50	353.50
Bill	030921	03/16/2021		549.905 · Misc - Security	-353.50	353.50
Bill	030721	03/16/2021		549.905 · Misc - Security	-353.50	353.50
TOTAL					-1,060.50	1,060.50
Bill Pmt -Check	4713	03/17/2021	Miami Pool Tech, Inc.	101.007 · Wells Fargo Operating-8388		-200.00
Bill	21-09982	03/16/2021		534.023 · Fountains	-200.00	200.00
TOTAL					-200.00	200.00
Bill Pmt -Check	4714	03/17/2021	Orion Pest Control	101.007 · Wells Fargo Operating-8388		-360.00
Bill	39797	03/16/2021		534.125 · Pest Control	-360.00	360.00
TOTAL					-360.00	360.00
Bill Pmt -Check	4715	03/26/2021	A&A Iron Work Design LLC	101.007 · Wells Fargo Operating-8388		-1,430.00
Bill	042	03/25/2021		546.037 · R&M - Grounds	-1,430.00	1,430.00
TOTAL					-1,430.00	1,430.00
Bill Pmt -Check	4716	03/26/2021	Advantage Golf Cars, Inc.	101.007 · Wells Fargo Operating-8388		-439.26
Bill	2905	03/25/2021		534.037 · Security Services	-131.78	188.25
				534.037 · Security Services	-307.48	439.26
TOTAL					-439.26	627.51
Bill Pmt -Check	4717	03/26/2021	Bell Landscape Architecture, Inc.	101.007 · Wells Fargo Operating-8388		-1,620.00
Bill	201101-001_CA	03/25/2021		531.014 · Consulting Services	-420.00	420.00
Bill	210113-001_CA	03/25/2021		531.014 · Consulting Services	-1,200.00	1,200.00

4:13 PM

08/25/21

Midtown Miami CDD
Check Detail
 October 2020 through July 2021

Type	Num	Date	Name	Account	Paid Amount	Original Amount
TOTAL					-1,620.00	1,620.00
Bill Pmt -Check	4718	03/26/2021	Billing, Cochran, Lyles, Mauro & Ramsey	101.007 · Wells Fargo Operating-8388		-2,000.00
Bill	166898	03/25/2021		531.023 · Legal	-500.00	500.00
Bill	167486	03/25/2021		531.023 · Legal	-1,500.00	1,500.00
TOTAL					-2,000.00	2,000.00
Bill Pmt -Check	4719	03/26/2021	FedEx	101.007 · Wells Fargo Operating-8388		-7.61
Bill	7-301-21591	03/25/2021		541.006 · Postage & Freight	-7.61	7.61
TOTAL					-7.61	7.61
Bill Pmt -Check	4720	03/26/2021	LLS Tax Solutions Inc.	101.007 · Wells Fargo Operating-8388		-5,000.00
Bill	002240	03/25/2021		531.002 · Arbitrage Rebate	-2,500.00	2,500.00
Bill	002241	03/25/2021		531.002 · Arbitrage Rebate	-2,500.00	2,500.00
TOTAL					-5,000.00	5,000.00
Bill Pmt -Check	4721	03/29/2021	Advantage Golf Cars, Inc.	101.007 · Wells Fargo Operating-8388		-439.26
Bill	288075	11/05/2020		534.037 · Security Services	-131.78	188.25
				534.037 · Security Services	-307.48	439.26
TOTAL					-439.26	627.51
Bill Pmt -Check	4722	04/05/2021	BrightView Landscape Services Inc.	101.007 · Wells Fargo Operating-8388		-29,187.49
Bill	7280886	04/01/2021		546.041 · R&M - Irrigation	-2,399.00	2,399.00
Bill	7265759	04/01/2021		546.071 · R&M - Plant Replacement	-3,214.21	3,214.21
Bill	7265760	04/01/2021		546.071 · R&M - Plant Replacement	-1,647.28	1,647.28
Bill	7293512	04/01/2021		534.050 · Landscape Maintenance	-4,559.00	4,559.00
Bill	7280885	04/01/2021		546.041 · R&M - Irrigation	-1,750.00	1,750.00
Bill	7293439	04/01/2021		534.050 · Landscape Maintenance	-15,618.00	15,618.00
TOTAL					-29,187.49	29,187.49
Bill Pmt -Check	4723	04/05/2021	City of Miami Police	101.007 · Wells Fargo Operating-8388		-472.50
Bill	171095	04/01/2021		549.905 · Misc - Security	-157.50	157.50
Bill	169957	04/01/2021		549.905 · Misc - Security	-157.50	157.50
Bill	168136	04/01/2021		549.905 · Misc - Security	-157.50	157.50
TOTAL					-472.50	472.50
Bill Pmt -Check	4724	04/05/2021	Electrostatic Paint Solutions	101.007 · Wells Fargo Operating-8388		-1,350.00

Midtown Miami CDD
Check Detail
 October 2020 through July 2021

Type	Num	Date	Name	Account	Paid Amount	Original Amount
Bill	EPS-2394	04/01/2021		546.020 · R&M - Electrical	-1,350.00	1,350.00
TOTAL					-1,350.00	1,350.00
Bill Pmt -Check	4725	04/05/2021	FedEx	101.007 · Wells Fargo Operating-8388		-7.17
Bill	7-308-59219	04/01/2021		541.006 · Postage & Freight	-7.17	7.17
TOTAL					-7.17	7.17
Bill Pmt -Check	4726	04/05/2021	MG Tech Inc.	101.007 · Wells Fargo Operating-8388		-196.00
Bill	3885	04/01/2021		534.081 · Contracts - Air Conditioning 534.081 · Contracts - Air Conditioning	-58.80 -137.20	84.00 196.00
TOTAL					-196.00	280.00
Bill Pmt -Check	4727	04/05/2021	Miami Dade Water & Sewer Department	101.007 · Wells Fargo Operating-8388		-772.94
Bill	0391376916 032221	04/01/2021		543.014 · Utility - Irrigation	-772.94	772.94
TOTAL					-772.94	772.94
Bill Pmt -Check	4728	04/05/2021	Prolock and Safe Corporation	101.007 · Wells Fargo Operating-8388		-363.00
Bill	5952	04/01/2021		546.001 · R&M - General	-95.00	95.00
Bill	5955	04/01/2021		546.001 · R&M - General	-268.00	268.00
TOTAL					-363.00	363.00
Bill Pmt -Check	4729	04/05/2021	Venturita LLC	101.007 · Wells Fargo Operating-8388		-90.00
Bill	2019087	04/01/2021		546.020 · R&M - Electrical	-90.00	90.00
TOTAL					-90.00	90.00
Bill Pmt -Check	4730	04/05/2021	Veracomca	101.007 · Wells Fargo Operating-8388		-1,795.00
Bill	213100	04/01/2021		549.048 · Misc - Radio Expense	-1,795.00	1,795.00
TOTAL					-1,795.00	1,795.00
Bill Pmt -Check	4731	04/05/2021	Victor Stanley, Inc.	101.007 · Wells Fargo Operating-8388		-1,747.00
Bill	SI47436	04/01/2021		546.001 · R&M - General	-743.00	743.00
Bill	SI47547	04/01/2021		546.001 · R&M - General	-1,004.00	1,004.00
TOTAL					-1,747.00	1,747.00
Bill Pmt -Check	4732	04/05/2021	Wrathell, Hunt & Associates, LLC	101.007 · Wells Fargo Operating-8388		-5,818.00

Midtown Miami CDD
Check Detail
 October 2020 through July 2021

Type	Num	Date	Name	Account	Paid Amount	Original Amount
Bill	2019-2156	04/01/2021		531.027 · Management	-3,886.92	4,978.08
				531.038 · Assessment Services	-291.90	373.84
				531.038 · Assessment Services	-1,275.26	1,633.25
				531.038 · Assessment Services	-324.88	416.08
				547.001 · Printing & Binding	-39.04	50.00
TOTAL					-5,818.00	7,451.25
Bill Pmt -Check	4733	04/09/2021	BrightView Landscape Services Inc.	101.007 · Wells Fargo Operating-8388		-10,270.67
Bill	7307986	04/08/2021		546.071 · R&M - Plant Replacement	-1,349.56	1,349.56
Bill	7311297	04/08/2021		546.041 · R&M - Irrigation	-4,522.00	4,522.00
Bill	7311294	04/08/2021		546.041 · R&M - Irrigation	-630.00	630.00
Bill	7309390	04/08/2021		534.050 · Landscape Maintenance	-948.71	948.71
Bill	7309388	04/08/2021		534.050 · Landscape Maintenance	-2,208.48	2,208.48
Bill	7307990	04/08/2021		534.050 · Landscape Maintenance	-611.92	611.92
TOTAL					-10,270.67	10,270.67
Bill Pmt -Check	4734	04/09/2021	Coastal Waste & Recycling	101.007 · Wells Fargo Operating-8388		-877.73
Bill	0000266409	04/08/2021		534.126 · Waste Removal Services	-193.10	247.57
				534.126 · Waste Removal Services	-684.63	877.73
TOTAL					-877.73	1,125.30
Bill Pmt -Check	4735	04/09/2021	Hope Jones	101.007 · Wells Fargo Operating-8388		-353.50
Bill	032921	04/08/2021		549.905 · Misc - Security	-353.50	353.50
TOTAL					-353.50	353.50
Bill Pmt -Check	4736	04/09/2021	Interstate Cleaning Corporation	101.007 · Wells Fargo Operating-8388		-37,065.33
Bill	9176077-IN	04/08/2021		534.026 · Janitorial Services	-9,828.02	14,040.03
				534.026 · Janitorial Services	-22,932.04	32,760.06
Bill	9176078-IN	04/08/2021		534.038 · Street Sweeping	-4,305.27	4,305.27
TOTAL					-37,065.33	51,105.36
Bill Pmt -Check	4737	04/09/2021	LLS Tax Solutions Inc.	101.007 · Wells Fargo Operating-8388		-1,000.00
Bill	002255	04/08/2021		531.002 · Arbitrage Rebate	-500.00	500.00
Bill	002254	04/08/2021		531.002 · Arbitrage Rebate	-500.00	500.00
TOTAL					-1,000.00	1,000.00
Bill Pmt -Check	4738	04/09/2021	Miami Pool Tech, Inc.	101.007 · Wells Fargo Operating-8388		-260.00
Bill	21-10367	04/08/2021		534.023 · Fountains	-260.00	260.00

Midtown Miami CDD
Check Detail
 October 2020 through July 2021

Type	Num	Date	Name	Account	Paid Amount	Original Amount
TOTAL					-260.00	260.00
Bill Pmt -Check	4739	04/09/2021	Terracon Consultants, Inc.	101.007 · Wells Fargo Operating-8388		-1,677.50
Bill	TE36603	04/08/2021		531.014 · Consulting Services	-1,677.50	1,677.50
TOTAL					-1,677.50	1,677.50
Bill Pmt -Check	4740	04/16/2021	Advantage Golf Cars, Inc.	101.007 · Wells Fargo Operating-8388		-83.50
Bill	3437	04/15/2021		534.037 · Security Services	-25.05	35.79
				534.037 · Security Services	-58.45	83.50
TOTAL					-83.50	119.29
Bill Pmt -Check	4741	04/16/2021	Allied Universal	101.007 · Wells Fargo Operating-8388		-49,263.52
Bill	11172859	04/15/2021		534.037 · Security Services	-14,779.06	21,112.94
				534.037 · Security Services	-34,484.46	49,263.52
TOTAL					-49,263.52	70,376.46
Bill Pmt -Check	4742	04/16/2021	Grainger	101.007 · Wells Fargo Operating-8388		-295.11
Bill	9863367364	04/15/2021		551.002 · Office Supplies	-295.11	295.11
TOTAL					-295.11	295.11
Bill Pmt -Check	4743	04/16/2021	Hope Jones	101.007 · Wells Fargo Operating-8388		-707.00
Bill	040521	04/15/2021		549.905 · Misc - Security	-353.50	353.50
Bill	040721	04/15/2021		549.905 · Misc - Security	-353.50	353.50
TOTAL					-707.00	707.00
Bill Pmt -Check	4744	04/16/2021	LandCare USA LLC	101.007 · Wells Fargo Operating-8388		-5,804.00
Bill	393852	04/15/2021		546.071 · R&M - Plant Replacement	-5,804.00	5,804.00
TOTAL					-5,804.00	5,804.00
Bill Pmt -Check	4745	04/16/2021	Lightworks, Inc.	101.007 · Wells Fargo Operating-8388		-3,750.00
Bill	05528-1	04/15/2021		546.020 · R&M - Electrical	-3,750.00	3,750.00
TOTAL					-3,750.00	3,750.00
Bill Pmt -Check	4746	04/16/2021	Miami Dade Water & Sewer Department	101.007 · Wells Fargo Operating-8388		-17,170.05
Bill	9185996897 040621	04/15/2021		543.014 · Utility - Irrigation	-17,170.05	17,170.05

Midtown Miami CDD
Check Detail
 October 2020 through July 2021

Type	Num	Date	Name	Account	Paid Amount	Original Amount
TOTAL					-17,170.05	17,170.05
Bill Pmt -Check	4747	04/16/2021	PME Inc.	101.007 · Wells Fargo Operating-8388		-1,350.00
Bill	16264	04/15/2021		534.080 · Road Cleaning	-1,350.00	1,350.00
TOTAL					-1,350.00	1,350.00
Bill Pmt -Check	4748	04/16/2021	Schwebke-Shiskin & Associates, Inc.	101.007 · Wells Fargo Operating-8388		-2,485.00
Bill	213322	04/15/2021		531.013 · Engineering	-2,485.00	2,485.00
TOTAL					-2,485.00	2,485.00
Check	4749	04/23/2021	Wells Fargo	101.007 · Wells Fargo Operating-8388		-72.03
				2040300 · Credit Card - Wells Fargo MC	-72.03	72.03
TOTAL					-72.03	72.03
Bill Pmt -Check	4750	04/23/2021	BrightView Landscape Services Inc.	101.007 · Wells Fargo Operating-8388		-5,983.80
Bill	7240954	04/22/2021		546.071 · R&M - Plant Replacement	-5,983.80	5,983.80
TOTAL					-5,983.80	5,983.80
Bill Pmt -Check	4751	04/23/2021	National Construction Rentals, Inc.	101.007 · Wells Fargo Operating-8388		-739.80
Bill	6075219	04/22/2021		546.001 · R&M - General	-739.80	739.80
TOTAL					-739.80	739.80
Bill Pmt -Check	4752	04/23/2021	Omar Electrical Contractor Corp.	101.007 · Wells Fargo Operating-8388		-2,998.24
Bill	4162021-2	04/22/2021		546.020 · R&M - Electrical	-2,998.24	2,998.24
TOTAL					-2,998.24	2,998.24
Bill Pmt -Check	4753	04/23/2021	Orion Pest Control	101.007 · Wells Fargo Operating-8388		-360.00
Bill	39889	04/22/2021		534.125 · Pest Control	-360.00	360.00
TOTAL					-360.00	360.00
Bill Pmt -Check	4754	04/23/2021	South Florida Design Management, Inc.	101.007 · Wells Fargo Operating-8388		-2,760.00
Bill	548	04/22/2021		546.037 · R&M - Grounds	-550.00	550.00
Bill	549	04/22/2021		546.037 · R&M - Grounds	-520.00	520.00
Bill	550	04/22/2021		546.037 · R&M - Grounds	-715.00	715.00
Bill	551	04/22/2021		546.037 · R&M - Grounds	-975.00	975.00

Midtown Miami CDD
Check Detail
 October 2020 through July 2021

Type	Num	Date	Name	Account	Paid Amount	Original Amount
TOTAL					-2,760.00	2,760.00
Bill Pmt -Check	4755	04/23/2021	Victor Stanley, Inc.	101.007 · Wells Fargo Operating-8388		-5,598.00
Bill	SI47616	04/22/2021		546.001 · R&M - General	-5,598.00	5,598.00
TOTAL					-5,598.00	5,598.00
Check	4756	04/28/2021	Midtown Miami CDD	101.007 · Wells Fargo Operating-8388		-104,614.93
				207.203 · Due to DS 2014B	-104,614.93	104,614.93
TOTAL					-104,614.93	104,614.93
Check	4757	04/28/2021	Midtown Miami CDD	101.407 · TIF funds		-974,788.00
				207.401 · Due to Enterprise Fund	-974,788.00	974,788.00
TOTAL					-974,788.00	974,788.00
Check	4758	04/28/2021	Midtown Miami CDD	101.407 · TIF funds		-3,406,953.00
				207.401 · Due to Enterprise Fund	-3,406,953.00	3,406,953.00
TOTAL					-3,406,953.00	3,406,953.00
Check	4759	04/30/2021	Wells Fargo	101.007 · Wells Fargo Operating-8388		-85.01
				2040300 · Credit Card - Wells Fargo MC	-85.01	85.01
TOTAL					-85.01	85.01
Bill Pmt -Check	4760	04/30/2021	Billing, Cochran, Lyles, Mauro & Ramsey	101.007 · Wells Fargo Operating-8388		-2,070.00
Bill	168041	04/29/2021		531.023 · Legal	-2,070.00	2,070.00
TOTAL					-2,070.00	2,070.00
Bill Pmt -Check	4761	04/30/2021	FedEx	101.007 · Wells Fargo Operating-8388		-7.12
Bill	7-345-89109	04/29/2021		541.006 · Postage & Freight	-7.12	7.12
TOTAL					-7.12	7.12
Bill Pmt -Check	4762	04/30/2021	Hope Jones	101.007 · Wells Fargo Operating-8388		-353.50
Bill	041921	04/29/2021		549.905 · Misc - Security	-353.50	353.50
TOTAL					-353.50	353.50

Midtown Miami CDD
Check Detail
 October 2020 through July 2021

Type	Num	Date	Name	Account	Paid Amount	Original Amount
Bill Pmt -Check	4763	04/30/2021	Miami Dade Water & Sewer Department	101.007 · Wells Fargo Operating-8388		-811.90
Bill	0391376916 042021	04/29/2021		543.014 · Utility - Irrigation	-811.90	811.90
TOTAL					-811.90	811.90
Bill Pmt -Check	4764	04/30/2021	National Construction Rentals, Inc.	101.007 · Wells Fargo Operating-8388		-739.80
Bill	6106156	04/29/2021		546.001 · R&M - General	-739.80	739.80
TOTAL					-739.80	739.80
Check	4765	05/07/2021	Wells Fargo	101.007 · Wells Fargo Operating-8388		-107.84
				2040300 · Credit Card - Wells Fargo MC	-107.84	107.84
TOTAL					-107.84	107.84
Bill Pmt -Check	4766	05/07/2021	Advantage Golf Cars, Inc.	101.007 · Wells Fargo Operating-8388		-1,107.74
Bill	3979	05/06/2021		534.037 · Security Services	-131.78	188.25
Bill	291973	05/06/2021		534.037 · Security Services	-307.48	439.26
				534.037 · Security Services	-200.54	286.49
				534.037 · Security Services	-467.94	668.48
TOTAL					-1,107.74	1,582.48
Bill Pmt -Check	4767	05/07/2021	BrightView Landscape Services Inc.	101.007 · Wells Fargo Operating-8388		-20,177.00
Bill	7335128	05/06/2021		534.050 · Landscape Maintenance	-15,618.00	15,618.00
Bill	7335192	05/06/2021		534.050 · Landscape Maintenance	-4,559.00	4,559.00
TOTAL					-20,177.00	20,177.00
Bill Pmt -Check	4768	05/07/2021	Coastal Waste & Recycling	101.007 · Wells Fargo Operating-8388		-877.73
Bill	0000274580	05/06/2021		534.126 · Waste Removal Services	-193.10	247.57
				534.126 · Waste Removal Services	-684.63	877.73
TOTAL					-877.73	1,125.30
Bill Pmt -Check	4769	05/07/2021	Hope Jones	101.007 · Wells Fargo Operating-8388		-707.00
Bill	042921	05/06/2021		549.905 · Misc - Security	-353.50	353.50
Bill	042621	05/06/2021		549.905 · Misc - Security	-353.50	353.50
TOTAL					-707.00	707.00
Bill Pmt -Check	4770	05/07/2021	Interstate Cleaning Corporation	101.007 · Wells Fargo Operating-8388		-4,305.27

Midtown Miami CDD
Check Detail
 October 2020 through July 2021

Type	Num	Date	Name	Account	Paid Amount	Original Amount
Bill	9176371-IN	05/06/2021		534.038 · Street Sweeping	-4,305.27	4,305.27
TOTAL					-4,305.27	4,305.27
Bill Pmt -Check	4771	05/07/2021	MG Tech Inc.	101.007 · Wells Fargo Operating-8388		-196.00
Bill	3913	05/06/2021		534.081 · Contracts - Air Conditioning 534.081 · Contracts - Air Conditioning	-58.80 -137.20	84.00 196.00
TOTAL					-196.00	280.00
Bill Pmt -Check	4772	05/07/2021	Wrathell, Hunt & Associates, LLC	101.007 · Wells Fargo Operating-8388		-5,818.00
Bill	2019-2259	05/06/2021		531.027 · Management 531.038 · Assessment Services 531.038 · Assessment Services 531.038 · Assessment Services 547.001 · Printing & Binding	-3,886.92 -291.90 -324.88 -1,275.26 -39.04	4,978.08 373.84 416.08 1,633.25 50.00
TOTAL					-5,818.00	7,451.25
Check	4773	05/14/2021	Wells Fargo	101.007 · Wells Fargo Operating-8388		-101.59
				2040300 · Credit Card - Wells Fargo MC	-101.59	101.59
TOTAL					-101.59	101.59
Bill Pmt -Check	4774	05/14/2021	BrightView Landscape Services Inc.	101.007 · Wells Fargo Operating-8388		-1,482.92
Bill	7319245	05/13/2021		534.050 · Landscape Maintenance	-495.31	495.31
Bill	7321641	05/13/2021		546.041 · R&M - Irrigation	-450.00	450.00
Bill	7333224	05/13/2021		534.050 · Landscape Maintenance	-537.61	537.61
TOTAL					-1,482.92	1,482.92
Bill Pmt -Check	4775	05/14/2021	DDR Miami Avenue, LLC	101.007 · Wells Fargo Operating-8388		-177.84
Bill	3621652	05/13/2021		543.014 · Utility - Irrigation	-177.84	177.84
TOTAL					-177.84	177.84
Bill Pmt -Check	4776	05/14/2021	FedEx	101.007 · Wells Fargo Operating-8388		-9.62
Bill	7-360-39153	05/13/2021		541.006 · Postage & Freight	-9.62	9.62
TOTAL					-9.62	9.62
Bill Pmt -Check	4777	05/14/2021	Interstate Cleaning Corporation	101.007 · Wells Fargo Operating-8388		-32,215.18
Bill	9176370-IN	05/13/2021		534.026 · Janitorial Services	-9,664.56	13,806.51

Midtown Miami CDD
Check Detail
 October 2020 through July 2021

Type	Num	Date	Name	Account	Paid Amount	Original Amount
				534.026 · Janitorial Services	-22,550.62	32,215.18
TOTAL					-32,215.18	46,021.69
Bill Pmt -Check	4778	05/14/2021	Lightbulb and Ballast Supply	101.007 · Wells Fargo Operating-8388		-477.60
Bill	211031	05/13/2021		546.020 · R&M - Electrical	-477.60	477.60
TOTAL					-477.60	477.60
Bill Pmt -Check	4779	05/14/2021	Miami-Dade County - Elections	101.007 · Wells Fargo Operating-8388		-70.00
Bill	050321	05/13/2021		549.900 · Misc - Contingency	-70.00	70.00
TOTAL					-70.00	70.00
Bill Pmt -Check	4780	05/14/2021	Miami Pool Tech, Inc.	101.007 · Wells Fargo Operating-8388		-260.00
Bill	21-60485	05/13/2021		534.023 · Fountains	-260.00	260.00
TOTAL					-260.00	260.00
Bill Pmt -Check	4781	05/21/2021	Hope Jones	101.007 · Wells Fargo Operating-8388		-353.50
Bill	051121	05/20/2021		549.905 · Misc - Security	-353.50	353.50
TOTAL					-353.50	353.50
Bill Pmt -Check	4782	05/21/2021	Orion Pest Control	101.007 · Wells Fargo Operating-8388		-360.00
Bill	40021	05/20/2021		534.125 · Pest Control	-360.00	360.00
TOTAL					-360.00	360.00
Bill Pmt -Check	4783	05/21/2021	Venturita LLC	101.007 · Wells Fargo Operating-8388		-1,028.09
Bill	2019097	05/20/2021		546.001 · R&M - General	-90.00	90.00
Bill	2019085	05/20/2021		546.001 · R&M - General	-278.09	278.09
Bill	2019093	05/20/2021		546.020 · R&M - Electrical	-120.00	120.00
Bill	2019095	05/20/2021		546.001 · R&M - General	-120.00	120.00
Bill	2019094	05/20/2021		546.020 · R&M - Electrical	-180.00	180.00
Bill	2019096	05/20/2021		546.020 · R&M - Electrical	-240.00	240.00
TOTAL					-1,028.09	1,028.09
Bill Pmt -Check	4784	05/28/2021	Advantage Golf Cars, Inc.	101.007 · Wells Fargo Operating-8388		-439.26
Bill	5052	05/27/2021		534.037 · Security Services	-131.78	188.25
				534.037 · Security Services	-307.48	439.26
TOTAL					-439.26	627.51

Midtown Miami CDD
Check Detail
 October 2020 through July 2021

Type	Num	Date	Name	Account	Paid Amount	Original Amount
Bill Pmt -Check	4785	05/28/2021	Allied Universal	101.007 · Wells Fargo Operating-8388		-47,552.19
Bill	11300521	05/27/2021		534.037 · Security Services	-14,265.66	20,379.51
				534.037 · Security Services	-33,286.53	47,552.19
TOTAL					-47,552.19	67,931.70
Bill Pmt -Check	4786	05/28/2021	Alvarez Engineers, Inc.	101.007 · Wells Fargo Operating-8388		-150.00
Bill	5974	05/27/2021		531.013 · Engineering	-150.00	150.00
TOTAL					-150.00	150.00
Bill Pmt -Check	4787	05/28/2021	Billing, Cochran, Lyles, Mauro & Ramsey	101.007 · Wells Fargo Operating-8388		-3,600.00
Bill	168489	05/27/2021		531.023 · Legal	-3,600.00	3,600.00
TOTAL					-3,600.00	3,600.00
Bill Pmt -Check	4788	05/28/2021	Budget Ace Hardware	101.007 · Wells Fargo Operating-8388		-243.90
Bill	632541	05/27/2021		551.002 · Office Supplies	-243.90	243.90
TOTAL					-243.90	243.90
Bill Pmt -Check	4789	05/28/2021	Electrostatic Paint Solutions	101.007 · Wells Fargo Operating-8388		-450.00
Bill	EPS-2433	05/27/2021		546.020 · R&M - Electrical	-450.00	450.00
TOTAL					-450.00	450.00
Bill Pmt -Check	4790	05/28/2021	Grainger	101.007 · Wells Fargo Operating-8388		-188.53
Bill	9909640808	05/27/2021		551.002 · Office Supplies	-188.53	188.53
TOTAL					-188.53	188.53
Bill Pmt -Check	4791	05/28/2021	Hope Jones	101.007 · Wells Fargo Operating-8388		-707.00
Bill	051221	05/27/2021		549.905 · Misc - Security	-353.50	353.50
Bill	051721	05/27/2021		549.905 · Misc - Security	-353.50	353.50
TOTAL					-707.00	707.00
Bill Pmt -Check	4792	05/28/2021	Miami Dade Water & Sewer Department	101.007 · Wells Fargo Operating-8388		-977.49
Bill	0391376916 051921	05/27/2021		543.014 · Utility - Irrigation	-977.49	977.49
TOTAL					-977.49	977.49

Midtown Miami CDD
Check Detail
 October 2020 through July 2021

Type	Num	Date	Name	Account	Paid Amount	Original Amount
Bill Pmt -Check	4793	05/28/2021	PME Inc.	101.007 · Wells Fargo Operating-8388		-1,350.00
Bill	16440	05/27/2021		534.080 · Road Cleaning	-1,350.00	1,350.00
TOTAL					-1,350.00	1,350.00
Bill Pmt -Check	4794	05/28/2021	Venturita LLC	101.007 · Wells Fargo Operating-8388		-360.00
Bill	2019098	05/27/2021		546.020 · R&M - Electrical	-150.00	150.00
Bill	2019099	05/27/2021		546.020 · R&M - Electrical	-210.00	210.00
TOTAL					-360.00	360.00
Paycheck	4795	04/29/2021	Alexis Miranda	101.007 · Wells Fargo Operating-8388		-184.70
				511.001 · Supervisors Payroll	-200.00	200.00
				521.001 · Fica Taxes	-12.40	12.40
				202.501 · FICA Payable	12.40	-12.40
				202.501 · FICA Payable	12.40	-12.40
				521.001 · Fica Taxes	-2.90	2.90
				202.501 · FICA Payable	2.90	-2.90
				202.501 · FICA Payable	2.90	-2.90
TOTAL					-184.70	184.70
Paycheck	4796	04/29/2021	Joseph Padula	101.007 · Wells Fargo Operating-8388		-184.70
				511.001 · Supervisors Payroll	-200.00	200.00
				521.001 · Fica Taxes	-12.40	12.40
				202.501 · FICA Payable	12.40	-12.40
				202.501 · FICA Payable	12.40	-12.40
				521.001 · Fica Taxes	-2.90	2.90
				202.501 · FICA Payable	2.90	-2.90
				202.501 · FICA Payable	2.90	-2.90
TOTAL					-184.70	184.70
Bill Pmt -Check	4797	06/04/2021	A&A Iron Work Design LLC	101.007 · Wells Fargo Operating-8388		-3,900.00
Bill	045	06/03/2021		546.037 · R&M - Grounds	-2,340.00	2,340.00
Bill	044	06/03/2021		546.037 · R&M - Grounds	-1,560.00	1,560.00
TOTAL					-3,900.00	3,900.00
Bill Pmt -Check	4798	06/04/2021	BrightView Landscape Services Inc.	101.007 · Wells Fargo Operating-8388		-20,177.00
Bill	7380204	06/03/2021		534.050 · Landscape Maintenance	-15,618.00	15,618.00
Bill	7380271	06/03/2021		534.050 · Landscape Maintenance	-4,559.00	4,559.00
TOTAL					-20,177.00	20,177.00
Bill Pmt -Check	4799	06/04/2021	Coastal Waste & Recycling	101.007 · Wells Fargo Operating-8388		-877.73

Midtown Miami CDD
Check Detail
 October 2020 through July 2021

Type	Num	Date	Name	Account	Paid Amount	Original Amount
Bill	0000283960	06/03/2021		534.126 · Waste Removal Services	-193.10	247.57
				534.126 · Waste Removal Services	-684.63	877.73
TOTAL					-877.73	1,125.30
Bill Pmt -Check	4800	06/04/2021	Wrathell, Hunt & Associates, LLC	101.007 · Wells Fargo Operating-8388		-5,818.00
Bill	2019-2377	06/03/2021		531.027 · Management	-3,886.92	4,978.08
				531.038 · Assessment Services	-291.90	373.84
				531.038 · Assessment Services	-1,275.26	1,633.25
				531.038 · Assessment Services	-324.88	416.08
				547.001 · Printing & Binding	-39.04	50.00
TOTAL					-5,818.00	7,451.25
Bill Pmt -Check	4801	06/11/2021	ALES GROUP	101.007 · Wells Fargo Operating-8388		-89,637.95
Bill	26234	06/10/2021		544.001 · Rentals - General	-6,000.00	6,000.00
Bill	26401	06/10/2021		538.031 · Midtown Community Park	-9,000.00	9,000.00
Bill	26400	06/10/2021		538.031 · Midtown Community Park	-74,637.95	74,637.95
TOTAL					-89,637.95	89,637.95
Bill Pmt -Check	4802	06/11/2021	Budget Ace Hardware	101.007 · Wells Fargo Operating-8388		-401.68
Bill	632790	06/10/2021		551.002 · Office Supplies	-401.68	401.68
TOTAL					-401.68	401.68
Bill Pmt -Check	4803	06/11/2021	City of Miami Police	101.007 · Wells Fargo Operating-8388		-157.50
Bill	175819	06/10/2021		549.905 · Misc - Security	-157.50	157.50
TOTAL					-157.50	157.50
Bill Pmt -Check	4804	06/11/2021	Hope Jones	101.007 · Wells Fargo Operating-8388		-707.00
Bill	052021	06/10/2021		549.905 · Misc - Security	-353.50	353.50
Bill	052421	06/10/2021		549.905 · Misc - Security	-353.50	353.50
TOTAL					-707.00	707.00
Bill Pmt -Check	4805	06/11/2021	Interstate Cleaning Corporation	101.007 · Wells Fargo Operating-8388		-36,520.45
Bill	9176659-IN	06/10/2021		534.026 · Janitorial Services	-9,664.56	13,806.51
				534.026 · Janitorial Services	-22,550.62	32,215.18
Bill	9176660-IN	06/10/2021		534.038 · Street Sweeping	-4,305.27	4,305.27
TOTAL					-36,520.45	50,326.96

Midtown Miami CDD Check Detail October 2020 through July 2021

Type	Num	Date	Name	Account	Paid Amount	Original Amount
Bill Pmt -Check	4806	06/11/2021	MG Tech Inc.	101.007 · Wells Fargo Operating-8388		-196.00
Bill	3930	06/10/2021		534.081 · Contracts - Air Conditioning	-58.80	84.00
				534.081 · Contracts - Air Conditioning	-137.20	196.00
TOTAL					-196.00	280.00
Bill Pmt -Check	4807	06/11/2021	Miami Pool Tech, Inc.	101.007 · Wells Fargo Operating-8388		-260.00
Bill	21-60941	06/10/2021		534.023 · Fountains	-260.00	260.00
TOTAL					-260.00	260.00
Bill Pmt -Check	4808	06/11/2021	Mito Plumbing Corp.	101.007 · Wells Fargo Operating-8388		-885.00
Bill	40282	06/10/2021		546.001 · R&M - General	-885.00	885.00
TOTAL					-885.00	885.00
Bill Pmt -Check	4809	06/11/2021	National Construction Rentals, Inc.	101.007 · Wells Fargo Operating-8388		-739.80
Bill	6140711	06/10/2021		546.001 · R&M - General	-739.80	739.80
TOTAL					-739.80	739.80
Bill Pmt -Check	4810	06/11/2021	PC-CAD LLC.	101.007 · Wells Fargo Operating-8388		-350.00
Bill	2008-2848	06/10/2021		531.014 · Consulting Services	-350.00	350.00
TOTAL					-350.00	350.00
Bill Pmt -Check	4811	06/11/2021	PME Inc.	101.007 · Wells Fargo Operating-8388		-2,800.00
Bill	16703	06/10/2021		534.080 · Road Cleaning	-1,350.00	1,350.00
Bill	16764	06/10/2021		546.037 · R&M - Grounds	-1,450.00	1,450.00
TOTAL					-2,800.00	2,800.00
Bill Pmt -Check	4812	06/11/2021	South Florida Design Management, Inc.	101.007 · Wells Fargo Operating-8388		-14,135.00
Bill	555	06/10/2021		546.037 · R&M - Grounds	-1,075.00	1,075.00
Bill	557	06/10/2021		546.037 · R&M - Grounds	-850.00	850.00
Bill	560	06/10/2021		546.037 · R&M - Grounds	-750.00	750.00
Bill	554	06/10/2021		546.037 · R&M - Grounds	-260.00	260.00
Bill	559	06/10/2021		546.037 · R&M - Grounds	-2,150.00	2,150.00
Bill	558	06/10/2021		546.037 · R&M - Grounds	-1,400.00	1,400.00
Bill	553	06/10/2021		546.037 · R&M - Grounds	-1,250.00	1,250.00
Bill	556	06/10/2021		546.037 · R&M - Grounds	-1,075.00	1,075.00
Bill	561	06/10/2021		546.037 · R&M - Grounds	-950.00	950.00
Bill	562	06/10/2021		546.037 · R&M - Grounds	-2,450.00	2,450.00
Bill	563	06/10/2021		546.037 · R&M - Grounds	-1,075.00	1,075.00

Midtown Miami CDD
Check Detail
 October 2020 through July 2021

Type	Num	Date	Name	Account	Paid Amount	Original Amount
Bill	564	06/10/2021		546.037 · R&M - Grounds	-850.00	850.00
TOTAL					-14,135.00	14,135.00
Bill Pmt -Check	4813	06/11/2021	US Bank National Association	101.007 · Wells Fargo Operating-8388		-3,407.59
Bill	6138224	06/10/2021		531.045 · Trustee Fees	-3,407.59	3,407.59
TOTAL					-3,407.59	3,407.59
Bill Pmt -Check	4814	06/11/2021	Venturita LLC	101.007 · Wells Fargo Operating-8388		-270.00
Bill	2019102	06/10/2021		546.020 · R&M - Electrical	-120.00	120.00
Bill	2019101	06/10/2021		546.020 · R&M - Electrical	-150.00	150.00
TOTAL					-270.00	270.00
Bill Pmt -Check	4815	06/11/2021	Veracomca	101.007 · Wells Fargo Operating-8388		-885.00
Bill	2101	06/10/2021		549.048 · Misc - Radio Expense	-885.00	885.00
TOTAL					-885.00	885.00
Check	4816	06/18/2021	Wells Fargo	101.007 · Wells Fargo Operating-8388		-1,485.61
				2040300 · Credit Card - Wells Fargo MC	-1,485.61	1,485.61
TOTAL					-1,485.61	1,485.61
Bill Pmt -Check	4817	06/18/2021	A&A Iron Work Design LLC	101.007 · Wells Fargo Operating-8388		-2,210.00
Bill	045	06/17/2021		546.037 · R&M - Grounds	-2,210.00	2,210.00
TOTAL					-2,210.00	2,210.00
Bill Pmt -Check	4818	06/18/2021	Detectable Warning Products, Inc.	101.007 · Wells Fargo Operating-8388		-2,317.00
Bill	202940	06/17/2021		546.037 · R&M - Grounds	-2,317.00	2,317.00
TOTAL					-2,317.00	2,317.00
Bill Pmt -Check	4819	06/18/2021	Electrostatic Paint Solutions	101.007 · Wells Fargo Operating-8388		-2,320.00
Bill	EPS-2456	06/17/2021		546.020 · R&M - Electrical	-2,320.00	2,320.00
TOTAL					-2,320.00	2,320.00
Bill Pmt -Check	4820	06/18/2021	Orion Pest Control	101.007 · Wells Fargo Operating-8388		-360.00
Bill	40138	06/17/2021		534.125 · Pest Control	-360.00	360.00

Midtown Miami CDD
Check Detail
 October 2020 through July 2021

Type	Num	Date	Name	Account	Paid Amount	Original Amount
TOTAL					-360.00	360.00
Bill Pmt -Check	4821	06/18/2021	PC-CAD LLC.	101.007 · Wells Fargo Operating-8388		-250.00
Bill	2008-2745	06/17/2021		531.014 · Consulting Services	-250.00	250.00
TOTAL					-250.00	250.00
Bill Pmt -Check	4822	06/18/2021	South Florida Design Management, Inc.	101.007 · Wells Fargo Operating-8388		-6,360.00
Bill	569	06/17/2021		546.037 · R&M - Grounds	-1,010.00	1,010.00
Bill	568	06/17/2021		546.037 · R&M - Grounds	-2,800.00	2,800.00
Bill	567	06/17/2021		546.037 · R&M - Grounds	-1,250.00	1,250.00
Bill	565	06/17/2021		546.037 · R&M - Grounds	-780.00	780.00
Bill	566	06/17/2021		546.037 · R&M - Grounds	-520.00	520.00
TOTAL					-6,360.00	6,360.00
Bill Pmt -Check	4823	06/25/2021	1000Bulbs.com	101.007 · Wells Fargo Operating-8388		-200.84
Bill	W02735832	06/24/2021		546.020 · R&M - Electrical	-200.84	200.84
TOTAL					-200.84	200.84
Bill Pmt -Check	4824	06/25/2021	Advantage Golf Cars, Inc.	101.007 · Wells Fargo Operating-8388		-126.91
Bill	5718	06/24/2021		534.037 · Security Services	-38.07	54.39
				534.037 · Security Services	-88.84	126.91
TOTAL					-126.91	181.30
Bill Pmt -Check	4825	06/25/2021	Allied Universal	101.007 · Wells Fargo Operating-8388		-49,108.92
Bill	11405596	06/24/2021		534.037 · Security Services	-14,732.68	21,046.68
				534.037 · Security Services	-34,376.24	49,108.92
TOTAL					-49,108.92	70,155.60
Bill Pmt -Check	4826	06/25/2021	Alvarez Engineers, Inc.	101.007 · Wells Fargo Operating-8388		-1,190.00
Bill	6017	06/24/2021		531.013 · Engineering	-1,190.00	1,190.00
TOTAL					-1,190.00	1,190.00
Bill Pmt -Check	4827	06/25/2021	Billing, Cochran, Lyles, Mauro & Ramsey	101.007 · Wells Fargo Operating-8388		-1,860.00
Bill	169111	06/24/2021		531.023 · Legal	-1,860.00	1,860.00
TOTAL					-1,860.00	1,860.00

Midtown Miami CDD
Check Detail
 October 2020 through July 2021

Type	Num	Date	Name	Account	Paid Amount	Original Amount
Bill Pmt -Check	4828	06/25/2021	BrightView Landscape Services Inc.	101.007 · Wells Fargo Operating-8388		-2,148.57
Bill	7407018	06/24/2021		534.050 · Landscape Maintenance	-1,248.57	1,248.57
Bill	7409442	06/24/2021		549.900 · Misc - Contingency	-900.00	900.00
TOTAL					-2,148.57	2,148.57
Bill Pmt -Check	4829	06/25/2021	FedEx	101.007 · Wells Fargo Operating-8388		-8.53
Bill	7-412-50050	06/24/2021		541.006 · Postage & Freight	-8.53	8.53
TOTAL					-8.53	8.53
Bill Pmt -Check	4830	06/25/2021	Grainger	101.007 · Wells Fargo Operating-8388		-212.04
Bill	9934188146	06/24/2021		551.002 · Office Supplies	-198.54	198.54
Bill	9933946288	06/24/2021		551.002 · Office Supplies	-13.50	13.50
TOTAL					-212.04	212.04
Bill Pmt -Check	4831	06/25/2021	Killowatts Electric & Lighting Supply	101.007 · Wells Fargo Operating-8388		-277.50
Bill	0623589-IN	06/24/2021		546.020 · R&M - Electrical	-259.00	259.00
Bill	624125-IN	06/24/2021		546.020 · R&M - Electrical	-18.50	18.50
TOTAL					-277.50	277.50
Bill Pmt -Check	4832	06/25/2021	Randy's Holiday Lighting	101.007 · Wells Fargo Operating-8388		-42,438.00
Bill	9193	06/24/2021		549.027 · Misc - Holiday Decor	-255.00	255.00
Bill	9208	06/24/2021		155.000 · Prepaid Items	-42,183.00	42,183.00
TOTAL					-42,438.00	42,438.00
Bill Pmt -Check	4833	06/25/2021	Venturita LLC	101.007 · Wells Fargo Operating-8388		-480.00
Bill	2019105	06/24/2021		546.020 · R&M - Electrical	-480.00	480.00
TOTAL					-480.00	480.00
Bill Pmt -Check	4834	07/02/2021	Advantage Golf Cars, Inc.	101.007 · Wells Fargo Operating-8388		-439.26
Bill	6055	07/01/2021		534.037 · Security Services	-131.78	188.25
				534.037 · Security Services	-307.48	439.26
TOTAL					-439.26	627.51
Bill Pmt -Check	4835	07/02/2021	Berger, Toombs, Elam, Gaines & Frank	101.007 · Wells Fargo Operating-8388		-8,350.00
Bill	354595	07/01/2021		532.002 · Audit	-8,350.00	8,350.00

Midtown Miami CDD
Check Detail
 October 2020 through July 2021

Type	Num	Date	Name	Account	Paid Amount	Original Amount
TOTAL					-8,350.00	8,350.00
Bill Pmt -Check	4836	07/02/2021	Digital Assurance Certification, LLC.	101.007 · Wells Fargo Operating-8388		-1,000.00
Bill	54198	07/01/2021		531.046 · Dissemination Agent	-1,000.00	1,000.00
TOTAL					-1,000.00	1,000.00
Bill Pmt -Check	4837	07/02/2021	Hope Jones	101.007 · Wells Fargo Operating-8388		-1,414.00
Bill	062221	07/01/2021		549.905 · Misc - Security	-353.50	353.50
Bill	061821	07/01/2021		549.905 · Misc - Security	-353.50	353.50
Bill	061721	07/01/2021		549.905 · Misc - Security	-353.50	353.50
Bill	062121	07/01/2021		549.905 · Misc - Security	-353.50	353.50
TOTAL					-1,414.00	1,414.00
Bill Pmt -Check	4838	07/02/2021	Lightworks, Inc.	101.007 · Wells Fargo Operating-8388		-6,990.00
Bill	05613	07/01/2021		546.020 · R&M - Electrical	-6,990.00	6,990.00
TOTAL					-6,990.00	6,990.00
Bill Pmt -Check	4839	07/02/2021	LLS Tax Solutions Inc.	101.007 · Wells Fargo Operating-8388		-500.00
Bill	002332	07/01/2021		531.002 · Arbitrage Rebate	-500.00	500.00
TOTAL					-500.00	500.00
Bill Pmt -Check	4840	07/02/2021	MG Tech Inc.	101.007 · Wells Fargo Operating-8388		-196.00
Bill	3948	07/01/2021		534.081 · Contracts - Air Conditioning	-58.80	84.00
				534.081 · Contracts - Air Conditioning	-137.20	196.00
TOTAL					-196.00	280.00
Bill Pmt -Check	4841	07/09/2021	Bell Landscape Architecture, Inc.	101.007 · Wells Fargo Operating-8388		-840.00
Bill	210623-001_CA	07/08/2021		531.014 · Consulting Services	-840.00	840.00
TOTAL					-840.00	840.00
Bill Pmt -Check	4842	07/09/2021	BrightView Landscape Services Inc.	101.007 · Wells Fargo Operating-8388		-20,177.00
Bill	7426006	07/08/2021		534.050 · Landscape Maintenance	-4,559.00	4,559.00
Bill	7425937	07/08/2021		534.050 · Landscape Maintenance	-15,618.00	15,618.00
TOTAL					-20,177.00	20,177.00
Bill Pmt -Check	4843	07/09/2021	Coastal Waste & Recycling	101.007 · Wells Fargo Operating-8388		-877.73

Midtown Miami CDD
Check Detail
 October 2020 through July 2021

Type	Num	Date	Name	Account	Paid Amount	Original Amount
Bill	0000296805	07/08/2021		534.126 · Waste Removal Services 534.126 · Waste Removal Services	-193.10 -684.63	247.57 877.73
TOTAL					-877.73	1,125.30
Bill Pmt -Check	4844	07/09/2021	Hope Jones	101.007 · Wells Fargo Operating-8388		-353.50
Bill	062321	07/08/2021		549.905 · Misc - Security	-353.50	353.50
TOTAL					-353.50	353.50
Bill Pmt -Check	4845	07/09/2021	Interstate Cleaning Corporation	101.007 · Wells Fargo Operating-8388		-36,520.45
Bill	9176980-IN	07/08/2021		534.026 · Janitorial Services 534.026 · Janitorial Services	-9,664.56 -22,550.62	13,806.51 32,215.18
Bill	9176981-IN	07/08/2021		534.038 · Street Sweeping	-4,305.27	4,305.27
TOTAL					-36,520.45	50,326.96
Bill Pmt -Check	4846	07/09/2021	LandCare USA LLC	101.007 · Wells Fargo Operating-8388		-1,792.00
Bill	421205	07/08/2021		546.071 · R&M - Plant Replacement	-1,792.00	1,792.00
TOTAL					-1,792.00	1,792.00
Bill Pmt -Check	4847	07/09/2021	Miami Dade Water & Sewer Department	101.007 · Wells Fargo Operating-8388		-831.38
Bill	0391376916 061821	07/08/2021		543.014 · Utility - Irrigation	-831.38	831.38
TOTAL					-831.38	831.38
Bill Pmt -Check	4848	07/09/2021	Miami Pool Tech, Inc.	101.007 · Wells Fargo Operating-8388		-260.00
Bill	21-71240	07/08/2021		534.023 · Fountains	-260.00	260.00
TOTAL					-260.00	260.00
Bill Pmt -Check	4849	07/09/2021	Wrathell, Hunt & Associates, LLC	101.007 · Wells Fargo Operating-8388		-5,818.00
Bill	2019-2479	07/08/2021		531.027 · Management 531.038 · Assessment Services 531.038 · Assessment Services 531.038 · Assessment Services 547.001 · Printing & Binding	-3,886.92 -291.90 -1,275.26 -324.88 -39.04	4,978.08 373.84 1,633.25 416.08 50.00
TOTAL					-5,818.00	7,451.25
Check	4850	07/23/2021	Wells Fargo	101.007 · Wells Fargo Operating-8388		-391.33

Midtown Miami CDD
Check Detail
 October 2020 through July 2021

Type	Num	Date	Name	Account	Paid Amount	Original Amount
				2040300 · Credit Card - Wells Fargo MC	-391.33	391.33
TOTAL					-391.33	391.33
Check	4851	07/23/2021	Wells Fargo	101.002 · Wells Fargo - Garage Account		-550.00
				2040300 · Credit Card - Wells Fargo MC	-550.00	550.00
TOTAL					-550.00	550.00
Bill Pmt -Check	4852	07/23/2021	Allied Universal	101.007 · Wells Fargo Operating-8388		-46,727.01
Bill	11509198	07/22/2021		534.037 · Security Services	-14,018.10	20,025.86
				534.037 · Security Services	-32,708.91	46,727.01
TOTAL					-46,727.01	66,752.87
Bill Pmt -Check	4853	07/23/2021	Alvarez Engineers, Inc.	101.007 · Wells Fargo Operating-8388		-150.00
Bill	6047	07/22/2021		531.013 · Engineering	-150.00	150.00
TOTAL					-150.00	150.00
Bill Pmt -Check	4854	07/23/2021	BrightView Landscape Services Inc.	101.007 · Wells Fargo Operating-8388		-5,540.00
Bill	7414300	07/22/2021		534.050 · Landscape Maintenance	-2,780.00	2,780.00
Bill	7416774	07/22/2021		546.001 · R&M - General	-2,760.00	2,760.00
TOTAL					-5,540.00	5,540.00
Bill Pmt -Check	4855	07/23/2021	Budget Ace Hardware	101.007 · Wells Fargo Operating-8388		-341.07
Bill	633824	07/22/2021		551.002 · Office Supplies	-341.07	341.07
TOTAL					-341.07	341.07
Bill Pmt -Check	4856	07/23/2021	Hope Jones	101.007 · Wells Fargo Operating-8388		-707.00
Bill	070121	07/22/2021		549.905 · Misc - Security	-353.50	353.50
Bill	070921	07/22/2021		549.905 · Misc - Security	-353.50	353.50
TOTAL					-707.00	707.00
Bill Pmt -Check	4857	07/23/2021	HydroPoint Data Systems, Inc.	101.007 · Wells Fargo Operating-8388		-176.41
Bill	120220	07/22/2021		546.041 · R&M - Irrigation	-176.41	176.41
TOTAL					-176.41	176.41
Bill Pmt -Check	4858	07/23/2021	Orion Pest Control	101.007 · Wells Fargo Operating-8388		-360.00

Midtown Miami CDD
Check Detail
 October 2020 through July 2021

Type	Num	Date	Name	Account	Paid Amount	Original Amount
Bill	40249	07/22/2021		534.125 · Pest Control	-360.00	360.00
TOTAL					-360.00	360.00
Bill Pmt -Check	4859	07/23/2021	PME Inc.	101.007 · Wells Fargo Operating-8388		-1,350.00
Bill	16829	07/22/2021		534.080 · Road Cleaning	-1,350.00	1,350.00
TOTAL					-1,350.00	1,350.00
Bill Pmt -Check	4860	07/23/2021	Venturita LLC	101.007 · Wells Fargo Operating-8388		-375.00
Bill	2019107	07/22/2021		546.020 · R&M - Electrical	-120.00	120.00
Bill	2019108	07/22/2021		546.020 · R&M - Electrical	-120.00	120.00
Bill	2019111	07/22/2021		546.020 · R&M - Electrical	-45.00	45.00
Bill	2019112	07/22/2021		546.020 · R&M - Electrical	-90.00	90.00
TOTAL					-375.00	375.00
Bill Pmt -Check	4861	07/30/2021	Billing, Cochran, Lyles, Mauro & Ramsey	101.007 · Wells Fargo Operating-8388		-2,550.00
Bill	169643	07/29/2021		531.023 · Legal	-2,550.00	2,550.00
TOTAL					-2,550.00	2,550.00
Bill Pmt -Check	4862	07/30/2021	City of Miami Police	101.007 · Wells Fargo Operating-8388		-157.50
Bill	178608	07/29/2021		549.905 · Misc - Security	-157.50	157.50
TOTAL					-157.50	157.50
Bill Pmt -Check	4863	07/30/2021	Killowatts Electric & Lighting Supply	101.007 · Wells Fargo Operating-8388		-778.50
Bill	0626272-IN	07/29/2021		546.020 · R&M - Electrical	-778.50	778.50
TOTAL					-778.50	778.50
Bill Pmt -Check	4864	07/30/2021	Lightbulb and Ballast Supply	101.007 · Wells Fargo Operating-8388		-477.60
Bill	211063	07/29/2021		546.020 · R&M - Electrical	-477.60	477.60
TOTAL					-477.60	477.60
Bill Pmt -Check	4865	07/30/2021	Miami Dade Water & Sewer Department	101.007 · Wells Fargo Operating-8388		-753.45
Bill	0391376916 072021	07/29/2021		543.014 · Utility - Irrigation	-753.45	753.45
TOTAL					-753.45	753.45
Bill Pmt -Check	4866	07/30/2021	South Florida Design Management, Inc.	101.007 · Wells Fargo Operating-8388		-2,430.00

Midtown Miami CDD Check Detail October 2020 through July 2021

Type	Num	Date	Name	Account	Paid Amount	Original Amount
Bill	571	07/29/2021		546.037 · R&M - Grounds	-520.00	520.00
Bill	572	07/29/2021		546.037 · R&M - Grounds	-520.00	520.00
Bill	573	07/29/2021		546.037 · R&M - Grounds	-480.00	480.00
Bill	570	07/29/2021		546.037 · R&M - Grounds	-910.00	910.00
TOTAL					-2,430.00	2,430.00
Bill Pmt -Check	6411	10/02/2020	Fahrenheit Propane	101.002 · Wells Fargo - Garage Account		-178.00
Bill	INV-036902	09/30/2020		546.001 · R&M - General	-128.00	128.00
Bill	INV-036673	09/30/2020		546.001 · R&M - General	-50.00	50.00
TOTAL					-178.00	178.00
Bill Pmt -Check	6412	10/02/2020	LPS of America, Inc.	101.002 · Wells Fargo - Garage Account		-60,000.00
Bill	118239	10/01/2020		534.030 · Contracts - Parking	-60,000.00	60,000.00
TOTAL					-60,000.00	60,000.00
Bill Pmt -Check	6413	10/09/2020	Coastal Waste & Recycling	101.002 · Wells Fargo - Garage Account		-198.05
Bill	0000121251	10/08/2020		534.126 · Waste Removal Services	-43.57	198.05
				534.126 · Waste Removal Services	-154.48	702.19
TOTAL					-198.05	900.24
Bill Pmt -Check	6414	10/09/2020	Grainger	101.002 · Wells Fargo - Garage Account		-167.69
Bill	9671107564	10/08/2020		551.002 · Office Supplies	-167.69	167.69
TOTAL					-167.69	167.69
Bill Pmt -Check	6415	10/09/2020	Interstate Cleaning Corporation	101.002 · Wells Fargo - Garage Account		-34,801.89
Bill	9174259-IN	10/08/2020		534.026 · Janitorial Services	-3,988.74	13,295.79
				534.026 · Janitorial Services	-9,307.05	31,023.50
Bill	9174261-IN	10/08/2020		534.026 · Janitorial Services	-21,506.10	21,506.10
TOTAL					-34,801.89	65,825.39
Bill Pmt -Check	6416	10/09/2020	MG Tech Inc.	101.002 · Wells Fargo - Garage Account		-504.00
Bill	3780	09/30/2020		534.081 · Contracts - Air Conditioning	-25.20	84.00
				534.081 · Contracts - Air Conditioning	-58.80	196.00
Bill	3782	09/30/2020		534.081 · Contracts - Air Conditioning	-25.20	84.00
				534.081 · Contracts - Air Conditioning	-58.80	196.00
Bill	3785	09/30/2020		534.081 · Contracts - Air Conditioning	-25.20	84.00
				534.081 · Contracts - Air Conditioning	-58.80	196.00
Bill	3888	09/30/2020		534.081 · Contracts - Air Conditioning	-25.20	84.00
				534.081 · Contracts - Air Conditioning	-58.80	196.00
Bill	3882	09/30/2020		534.081 · Contracts - Air Conditioning	-25.20	84.00

Midtown Miami CDD
Check Detail
 October 2020 through July 2021

Type	Num	Date	Name	Account	Paid Amount	Original Amount
Bill	3787	09/30/2020		534.081 · Contracts - Air Conditioning	-58.80	196.00
				534.081 · Contracts - Air Conditioning	-25.20	84.00
				534.081 · Contracts - Air Conditioning	-58.80	196.00
TOTAL					-504.00	1,680.00
Check	6417	10/13/2020	City of Miami -	101.002 · Wells Fargo - Garage Account		-30,281.62
				204.001 · City Tax Payable	-30,281.62	30,281.62
TOTAL					-30,281.62	30,281.62
Check	6418	10/13/2020	City of Miami -	101.002 · Wells Fargo - Garage Account		-7,497.68
				204.001 · City Tax Payable	-7,497.68	7,497.68
TOTAL					-7,497.68	7,497.68
Check	6419	10/16/2020	Wells Fargo	101.002 · Wells Fargo - Garage Account		-95.65
				2040300 · Credit Card - Wells Fargo MC	-95.65	95.65
TOTAL					-95.65	95.65
Bill Pmt -Check	6420	10/16/2020	Eveling J. Rosales Gonzales	101.002 · Wells Fargo - Garage Account		-393.00
Bill	17051	09/30/2020		546.001 · R&M - General	-196.50	196.50
Bill	17052	10/15/2020		546.001 · R&M - General	-196.50	196.50
TOTAL					-393.00	393.00
Bill Pmt -Check	6421	10/16/2020	Fahrenheit Propane	101.002 · Wells Fargo - Garage Account		-112.00
Bill	INV-037300	09/30/2020		546.001 · R&M - General	-112.00	112.00
TOTAL					-112.00	112.00
Bill Pmt -Check	6422	10/16/2020	Paradyme	101.002 · Wells Fargo - Garage Account		-5,500.00
Bill	23143	09/30/2020		549.911 · Misc - Security Enhancements	-1,700.00	1,700.00
Bill	23142	09/30/2020		549.900 · Misc - Contingency	-3,800.00	3,800.00
TOTAL					-5,500.00	5,500.00
Bill Pmt -Check	6423	10/16/2020	Staples Credit Plan	101.002 · Wells Fargo - Garage Account		-118.99
Bill	9902815795	10/15/2020		551.002 · Office Supplies	-118.99	118.99
TOTAL					-118.99	118.99
Bill Pmt -Check	6424	10/23/2020	Air Esscentials, Inc.	101.002 · Wells Fargo - Garage Account		-100.00

Midtown Miami CDD
Check Detail
 October 2020 through July 2021

Type	Num	Date	Name	Account	Paid Amount	Original Amount
Bill	118916	10/22/2020		546.001 · R&M - General	-100.00	100.00
TOTAL					-100.00	100.00
Bill Pmt -Check	6425	10/23/2020	Allied Universal	101.002 · Wells Fargo - Garage Account		-20,669.36
Bill	10535972	09/30/2020		534.037 · Security Services	-6,200.81	20,669.36
				534.037 · Security Services	-14,468.55	48,228.52
TOTAL					-20,669.36	68,897.88
Bill Pmt -Check	6426	10/23/2020	Kings III of America, LLC	101.002 · Wells Fargo - Garage Account		-490.00
Bill	1903018	10/22/2020		541.003 · Telephone	-140.00	140.00
Bill	1903017	10/22/2020		541.003 · Telephone	-350.00	350.00
TOTAL					-490.00	490.00
Bill Pmt -Check	6427	10/23/2020	Kone Inc.	101.002 · Wells Fargo - Garage Account		-3,950.00
Bill	959674510	10/22/2020		534.072 · Contracts - Elevator	-3,950.00	3,950.00
TOTAL					-3,950.00	3,950.00
Bill Pmt -Check	6428	10/23/2020	MGM IT Solutions	101.002 · Wells Fargo - Garage Account		-258.75
Bill	13606	10/22/2020		546.001 · R&M - General	-258.75	258.75
TOTAL					-258.75	258.75
Bill Pmt -Check	6429	10/23/2020	Staples Credit Plan	101.002 · Wells Fargo - Garage Account		-24.14
Bill	9903048141	10/22/2020		551.002 · Office Supplies	-24.14	24.14
TOTAL					-24.14	24.14
Bill Pmt -Check	6430	10/30/2020	Wrathell, Hunt & Associates, LLC	101.002 · Wells Fargo - Garage Account		-1,633.25
Bill	2019-1569	10/29/2020		531.027 · Management	-1,091.16	4,978.08
				531.038 · Assessment Services	-81.94	373.84
				531.038 · Assessment Services	-91.20	416.08
				547.001 · Printing & Binding	-10.96	50.00
				531.038 · Assessment Services	-357.99	1,633.25
TOTAL					-1,633.25	7,451.25
Check	6431	11/06/2020	Wells Fargo	101.002 · Wells Fargo - Garage Account		-897.25
				2040300 · Credit Card - Wells Fargo MC	-897.25	897.25

Midtown Miami CDD
Check Detail
 October 2020 through July 2021

Type	Num	Date	Name	Account	Paid Amount	Original Amount
TOTAL					-897.25	897.25
Bill Pmt -Check	6432	11/06/2020	Budget Ace Hardware	101.002 · Wells Fargo - Garage Account		-302.15
Bill	626117	11/04/2020		551.002 · Office Supplies	-42.22	42.22
Bill	626169	11/04/2020		551.002 · Office Supplies	-42.56	42.56
Bill	626296	11/04/2020		551.002 · Office Supplies	-33.98	33.98
Bill	625910	11/04/2020		551.002 · Office Supplies	-103.46	103.46
Bill	626787	11/04/2020		551.002 · Office Supplies	-79.93	79.93
TOTAL					-302.15	302.15
Bill Pmt -Check	6433	11/06/2020	Coastal Waste & Recycling	101.002 · Wells Fargo - Garage Account		-206.41
Bill	0000125317	11/04/2020		534.126 · Waste Removal Services	-45.41	206.41
				534.126 · Waste Removal Services	-161.00	731.83
TOTAL					-206.41	938.24
Bill Pmt -Check	6434	11/06/2020	Grainger	101.002 · Wells Fargo - Garage Account		-274.20
Bill	9697861467	11/04/2020		551.002 · Office Supplies	-274.20	274.20
TOTAL					-274.20	274.20
Bill Pmt -Check	6435	11/06/2020	Interstate Cleaning Corporation	101.002 · Wells Fargo - Garage Account		-34,801.89
Bill	9174562-IN	11/04/2020		534.026 · Janitorial Services	-3,988.74	13,295.79
				534.026 · Janitorial Services	-9,307.05	31,023.50
Bill	9174564-IN	11/04/2020		534.026 · Janitorial Services	-21,506.10	21,506.10
TOTAL					-34,801.89	65,825.39
Bill Pmt -Check	6436	11/06/2020	Kone Inc.	101.002 · Wells Fargo - Garage Account		-3,950.00
Bill	959701113	11/04/2020		534.072 · Contracts - Elevator	-3,950.00	3,950.00
TOTAL					-3,950.00	3,950.00
Bill Pmt -Check	6437	11/06/2020	LPS of America, Inc.	101.002 · Wells Fargo - Garage Account		-94,932.57
Bill	118755	09/30/2020		534.030 · Contracts - Parking	-34,932.57	34,932.57
Bill	118754	11/04/2020		534.030 · Contracts - Parking	-60,000.00	60,000.00
TOTAL					-94,932.57	94,932.57
Bill Pmt -Check	6438	11/06/2020	Wrathell, Hunt & Associates, LLC	101.002 · Wells Fargo - Garage Account		-1,633.25
Bill	2019-1657	11/04/2020		531.027 · Management	-1,091.16	4,978.08
				531.038 · Assessment Services	-81.94	373.84
				531.038 · Assessment Services	-91.20	416.08

Midtown Miami CDD
Check Detail
 October 2020 through July 2021

Type	Num	Date	Name	Account	Paid Amount	Original Amount
				531.038 · Assessment Services	-357.99	1,633.25
				547.001 · Printing & Binding	-10.96	50.00
TOTAL					-1,633.25	7,451.25
Check	6439	11/13/2020	City of Miami -	101.002 · Wells Fargo - Garage Account		-32,900.32
				204.001 · City Tax Payable	-32,900.32	32,900.32
TOTAL					-32,900.32	32,900.32
Check	6440	11/13/2020	City of Miami -	101.002 · Wells Fargo - Garage Account		-8,104.02
				204.001 · City Tax Payable	-8,104.02	8,104.02
TOTAL					-8,104.02	8,104.02
Bill Pmt -Check	6441	11/13/2020	Crown Lift Trucks	101.002 · Wells Fargo - Garage Account		-327.42
Bill	117373957	11/12/2020		546.022 · R&M - Equipment	-327.42	327.42
TOTAL					-327.42	327.42
Bill Pmt -Check	6442	11/13/2020	Killowatts Electric & Lighting Supply	101.002 · Wells Fargo - Garage Account		-845.89
Bill	0598113-IN	11/12/2020		546.020 · R&M - Electrical	-639.50	639.50
Bill	0597924-IN	11/12/2020		546.020 · R&M - Electrical	-46.99	46.99
Bill	0600731-IN	11/12/2020		546.020 · R&M - Electrical	-159.40	159.40
TOTAL					-845.89	845.89
Bill Pmt -Check	6443	11/20/2020	Air Essentials, Inc.	101.002 · Wells Fargo - Garage Account		-100.00
Bill	120866	11/19/2020		546.001 · R&M - General	-100.00	100.00
TOTAL					-100.00	100.00
Bill Pmt -Check	6444	11/20/2020	Egis Insurance & Risk Advisors	101.002 · Wells Fargo - Garage Account		-1,669.53
Bill	11819	11/19/2020		545.004 · Insurance - Worker's Comp	-1,001.72	2,504.29
				545.004 · Insurance - Worker's Comp	-667.81	1,669.53
TOTAL					-1,669.53	4,173.82
Bill Pmt -Check	6445	11/20/2020	Killowatts Electric & Lighting Supply	101.002 · Wells Fargo - Garage Account		-44.88
Bill	0601201-IN	11/19/2020		546.020 · R&M - Electrical	-44.88	44.88
TOTAL					-44.88	44.88
Bill Pmt -Check	6446	11/20/2020	Staples Credit Plan	101.002 · Wells Fargo - Garage Account		-174.36

Midtown Miami CDD
Check Detail
 October 2020 through July 2021

Type	Num	Date	Name	Account	Paid Amount	Original Amount
Bill	9904140066	11/19/2020		551.002 · Office Supplies	-67.98	67.98
Bill	9904132305	11/19/2020		551.002 · Office Supplies	-106.38	106.38
TOTAL					-174.36	174.36
Check	6447	12/14/2020	City of Miami -	101.002 · Wells Fargo - Garage Account		-7,167.94
				204.001 · City Tax Payable	-7,167.94	7,167.94
TOTAL					-7,167.94	7,167.94
Check	6448	12/14/2020	City of Miami -	101.002 · Wells Fargo - Garage Account		-33,187.79
				204.001 · City Tax Payable	-33,187.79	33,187.79
TOTAL					-33,187.79	33,187.79
Check	6449	12/04/2020	Wells Fargo	101.002 · Wells Fargo - Garage Account		-3,927.68
				2040300 · Credit Card - Wells Fargo MC	-3,927.68	3,927.68
TOTAL					-3,927.68	3,927.68
Bill Pmt -Check	6450	12/04/2020	Advantage Golf Cars, Inc.	101.002 · Wells Fargo - Garage Account		-376.50
Bill	286620	12/03/2020		534.037 · Security Services	-56.47	188.25
				534.037 · Security Services	-131.78	439.26
Bill	289618	12/03/2020		534.037 · Security Services	-56.47	188.25
				534.037 · Security Services	-131.78	439.26
TOTAL					-376.50	1,255.02
Bill Pmt -Check	6451	12/04/2020	Kone Inc.	101.002 · Wells Fargo - Garage Account		-3,950.00
Bill	959726447	12/03/2020		534.072 · Contracts - Elevator	-3,950.00	3,950.00
TOTAL					-3,950.00	3,950.00
Bill Pmt -Check	6452	12/04/2020	Lightworks, Inc.	101.002 · Wells Fargo - Garage Account		-25,078.50
Bill	05500	12/03/2020		538.036 · SB roof LED retrofit	-6,448.00	6,448.00
Bill	05510	12/03/2020		538.035 · NB roof LED retrofit	-1,076.50	1,076.50
Bill	05501	12/03/2020		538.035 · NB roof LED retrofit	-17,554.00	17,554.00
TOTAL					-25,078.50	25,078.50
Bill Pmt -Check	6453	12/04/2020	LPS of America, Inc.	101.002 · Wells Fargo - Garage Account		-60,000.00
Bill	119482	12/03/2020		534.030 · Contracts - Parking	-60,000.00	60,000.00

Midtown Miami CDD
Check Detail
 October 2020 through July 2021

Type	Num	Date	Name	Account	Paid Amount	Original Amount
TOTAL					-60,000.00	60,000.00
Bill Pmt -Check	6454	12/04/2020	Staples Credit Plan	101.002 · Wells Fargo - Garage Account		-289.96
Bill	9823884712	12/03/2020		551.002 · Office Supplies	-289.96	289.96
TOTAL					-289.96	289.96
Bill Pmt -Check	6455	12/04/2020	Wrathell, Hunt & Associates, LLC	101.002 · Wells Fargo - Garage Account		-1,633.25
Bill	2019-1740	12/03/2020		531.027 · Management	-1,091.16	4,978.08
				531.038 · Assessment Services	-81.94	373.84
				531.038 · Assessment Services	-91.20	416.08
				531.038 · Assessment Services	-357.99	1,633.25
				547.001 · Printing & Binding	-10.96	50.00
TOTAL					-1,633.25	7,451.25
Check	6456	12/11/2020	Wells Fargo	101.002 · Wells Fargo - Garage Account		-88.10
				2040300 · Credit Card - Wells Fargo MC	-88.10	88.10
TOTAL					-88.10	88.10
Bill Pmt -Check	6457	12/11/2020	Budget Ace Hardware	101.002 · Wells Fargo - Garage Account		-148.42
Bill	627926	12/10/2020		551.002 · Office Supplies	-148.42	148.42
TOTAL					-148.42	148.42
Bill Pmt -Check	6458	12/11/2020	Coastal Waste & Recycling	101.002 · Wells Fargo - Garage Account		-247.57
Bill	0000240316	12/10/2020		534.126 · Waste Removal Services	-54.47	247.57
				534.126 · Waste Removal Services	-193.10	877.73
TOTAL					-247.57	1,125.30
Bill Pmt -Check	6459	12/11/2020	European Car Sales of America Inc.	101.002 · Wells Fargo - Garage Account		-997.56
Bill	307775	12/10/2020		546.022 · R&M - Equipment	-997.56	997.56
TOTAL					-997.56	997.56
Bill Pmt -Check	6460	12/11/2020	Interstate Cleaning Corporation	101.002 · Wells Fargo - Garage Account		-34,801.89
Bill	9174866-IN	12/10/2020		534.026 · Janitorial Services	-3,988.74	13,295.79
				534.026 · Janitorial Services	-9,307.05	31,023.50
Bill	9174868-IN	12/10/2020		534.026 · Janitorial Services	-21,506.10	21,506.10
TOTAL					-34,801.89	65,825.39

4:13 PM

08/25/21

Midtown Miami CDD
Check Detail
 October 2020 through July 2021

Type	Num	Date	Name	Account	Paid Amount	Original Amount
Bill Pmt -Check	6461	12/11/2020	MG Tech Inc.	101.002 · Wells Fargo - Garage Account		-84.00
Bill	3841	12/10/2020		534.081 · Contracts - Air Conditioning	-25.20	84.00
				534.081 · Contracts - Air Conditioning	-58.80	196.00
TOTAL					-84.00	280.00
Bill Pmt -Check	6462	12/11/2020	Staples Credit Plan	101.002 · Wells Fargo - Garage Account		-47.50
Bill	9824442689	12/10/2020		551.002 · Office Supplies	-47.50	47.50
TOTAL					-47.50	47.50
Bill Pmt -Check	6463	11/30/2020	Allied Universal	101.002 · Wells Fargo - Garage Account		-20,899.16
Bill	10648740	11/25/2020		534.037 · Security Services	-6,269.75	20,899.16
				534.037 · Security Services	-14,629.41	48,764.70
TOTAL					-20,899.16	69,663.86
Bill Pmt -Check	6464	11/30/2020	BrightView Landscape Services Inc.	101.002 · Wells Fargo - Garage Account		-230.92
Bill	4468747	11/25/2020		546.012 · R&M - Buildings	-230.92	230.92
TOTAL					-230.92	230.92
Bill Pmt -Check	6465	11/30/2020	Eveling J. Rosales Gonzales	101.002 · Wells Fargo - Garage Account		-196.50
Bill	17053	11/25/2020		546.001 · R&M - General	-196.50	196.50
TOTAL					-196.50	196.50
Bill Pmt -Check	6466	11/30/2020	Kings Ill of America, LLC	101.002 · Wells Fargo - Garage Account		-490.00
Bill	1917273	11/25/2020		541.003 · Telephone	-350.00	350.00
Bill	1917274	11/25/2020		541.003 · Telephone	-140.00	140.00
TOTAL					-490.00	490.00
Bill Pmt -Check	6467	11/30/2020	Kone Inc.	101.002 · Wells Fargo - Garage Account		-542.06
Bill	1158069399	11/25/2020		534.072 · Contracts - Elevator	-542.06	542.06
TOTAL					-542.06	542.06
Bill Pmt -Check	6468	11/30/2020	LPS of America, Inc.	101.002 · Wells Fargo - Garage Account		-46,036.44
Bill	119456	10/31/2020		534.030 · Contracts - Parking	-46,036.44	46,036.44
TOTAL					-46,036.44	46,036.44

Midtown Miami CDD
Check Detail
 October 2020 through July 2021

Type	Num	Date	Name	Account	Paid Amount	Original Amount
Bill Pmt -Check	6469	11/30/2020	South Florida Design Management, Inc.	101.002 · Wells Fargo - Garage Account		-1,590.00
Bill	537	11/25/2020		546.012 · R&M - Buildings	-1,590.00	1,590.00
TOTAL					-1,590.00	1,590.00
Bill Pmt -Check	6470	12/18/2020	Allied Universal	101.002 · Wells Fargo - Garage Account		-20,989.92
Bill	10747649	12/17/2020		534.037 · Security Services	-6,296.98	20,989.92
				534.037 · Security Services	-14,692.94	48,976.47
TOTAL					-20,989.92	69,966.39
Bill Pmt -Check	6471	12/18/2020	City of Miami	101.002 · Wells Fargo - Garage Account		-3,010.50
Bill	4014082	12/17/2020		534.072 · Contracts - Elevator	-803.50	803.50
Bill	4014084	12/17/2020		534.072 · Contracts - Elevator	-2,003.50	2,003.50
Bill	4014083	12/17/2020		534.072 · Contracts - Elevator	-203.50	203.50
TOTAL					-3,010.50	3,010.50
Check	6472	12/24/2020	Wells Fargo	101.002 · Wells Fargo - Garage Account		-36.05
				2040300 · Credit Card - Wells Fargo MC	-36.05	36.05
TOTAL					-36.05	36.05
Bill Pmt -Check	6473	12/28/2020	Advantage Golf Cars, Inc.	101.002 · Wells Fargo - Garage Account		-171.00
Bill	289049	12/23/2020		534.037 · Security Services	-51.30	171.00
				534.037 · Security Services	-119.70	399.00
TOTAL					-171.00	570.00
Bill Pmt -Check	6474	12/28/2020	Air Essentials, Inc.	101.002 · Wells Fargo - Garage Account		-100.00
Bill	122931	12/23/2020		546.001 · R&M - General	-100.00	100.00
TOTAL					-100.00	100.00
Bill Pmt -Check	6475	12/28/2020	LPS of America, Inc.	101.002 · Wells Fargo - Garage Account		-22,446.29
Bill	120091	11/30/2020		534.030 · Contracts - Parking	-22,446.29	22,446.29
TOTAL					-22,446.29	22,446.29
Bill Pmt -Check	6476	12/28/2020	MG Tech Inc.	101.002 · Wells Fargo - Garage Account		-168.00
Bill	3813	12/23/2020		534.081 · Contracts - Air Conditioning	-25.20	84.00
				534.081 · Contracts - Air Conditioning	-58.80	196.00

Midtown Miami CDD
Check Detail
 October 2020 through July 2021

Type	Num	Date	Name	Account	Paid Amount	Original Amount
Bill	3845	12/23/2020		534.081 · Contracts - Air Conditioning 534.081 · Contracts - Air Conditioning	-25.20 -58.80	84.00 196.00
TOTAL					-168.00	560.00
Bill Pmt -Check	6477	12/28/2020	Midblock Miami Condo Association, Inc.	101.002 · Wells Fargo - Garage Account		-3,896.94
Bill	111320253826	12/23/2020		543.006 · Electricity - General 546.001 · R&M - General 546.001 · R&M - General 546.001 · R&M - General 534.072 · Contracts - Elevator	-847.83 -191.23 -1,473.78 -19.02 -6.40	847.83 191.23 1,473.78 19.02 6.40
Bill	121620135868	12/23/2020		543.006 · Electricity - General 546.001 · R&M - General 546.001 · R&M - General 534.072 · Contracts - Elevator	-871.34 -461.93 -19.02 -6.39	871.34 461.93 19.02 6.39
TOTAL					-3,896.94	3,896.94
Bill Pmt -Check	6478	12/28/2020	NCY Services & Repairs, Inc.	101.002 · Wells Fargo - Garage Account		-1,328.00
Bill	121820	12/23/2020		546.001 · R&M - General	-1,328.00	1,328.00
TOTAL					-1,328.00	1,328.00
Bill Pmt -Check	6479	01/04/2021	Pinnacle A Roofing Company, Inc.	101.002 · Wells Fargo - Garage Account		-450.00
Bill	20334	12/30/2020		546.001 · R&M - General	-450.00	450.00
TOTAL					-450.00	450.00
Check	6480	01/08/2021	City of Miami -	101.002 · Wells Fargo - Garage Account		-43,075.54
				204.001 · City Tax Payable	-43,075.54	43,075.54
TOTAL					-43,075.54	43,075.54
Check	6481	01/08/2021	City of Miami -	101.002 · Wells Fargo - Garage Account		-8,710.36
				204.001 · City Tax Payable	-8,710.36	8,710.36
TOTAL					-8,710.36	8,710.36
Bill Pmt -Check	6482	01/08/2021	Advantage Golf Cars, Inc.	101.002 · Wells Fargo - Garage Account		-48.76
Bill	292236	01/07/2021		534.037 · Security Services 534.037 · Security Services	-14.63 -34.13	48.76 113.78
TOTAL					-48.76	162.54
Bill Pmt -Check	6483	01/08/2021	Coastal Waste & Recycling	101.002 · Wells Fargo - Garage Account		-247.57

Midtown Miami CDD
Check Detail
 October 2020 through July 2021

Type	Num	Date	Name	Account	Paid Amount	Original Amount
Bill	0000246643	01/07/2021		534.126 · Waste Removal Services	-54.47	247.57
				534.126 · Waste Removal Services	-193.10	877.73
TOTAL					-247.57	1,125.30
Bill Pmt -Check	6484	01/08/2021	Kings III of America, LLC	101.002 · Wells Fargo - Garage Account		-490.00
Bill	1935305	01/07/2021		541.003 · Telephone	-140.00	140.00
Bill	1935304	01/07/2021		541.003 · Telephone	-350.00	350.00
TOTAL					-490.00	490.00
Bill Pmt -Check	6485	01/08/2021	Kone Inc.	101.002 · Wells Fargo - Garage Account		-3,950.00
Bill	959753009	01/07/2021		534.072 · Contracts - Elevator	-3,950.00	3,950.00
TOTAL					-3,950.00	3,950.00
Bill Pmt -Check	6486	01/08/2021	LPS of America, Inc.	101.002 · Wells Fargo - Garage Account		-60,000.00
Bill	120132	01/07/2021		534.030 · Contracts - Parking	-60,000.00	60,000.00
TOTAL					-60,000.00	60,000.00
Bill Pmt -Check	6487	01/08/2021	Staples Credit Plan	101.002 · Wells Fargo - Garage Account		-24.82
Bill	9826220893	01/07/2021		551.002 · Office Supplies	-24.82	24.82
TOTAL					-24.82	24.82
Bill Pmt -Check	6488	01/08/2021	Wrathell, Hunt & Associates, LLC	101.002 · Wells Fargo - Garage Account		-1,633.25
Bill	2019-1834	01/07/2021		531.027 · Management	-1,091.16	4,978.08
				531.038 · Assessment Services	-81.94	373.84
				531.038 · Assessment Services	-91.20	416.08
				531.038 · Assessment Services	-357.99	1,633.25
				547.001 · Printing & Binding	-10.96	50.00
TOTAL					-1,633.25	7,451.25
Bill Pmt -Check	6489	01/15/2021	Advantage Golf Cars, Inc.	101.002 · Wells Fargo - Garage Account		-188.25
Bill	291086	01/14/2021		534.037 · Security Services	-56.47	188.25
				534.037 · Security Services	-131.78	439.26
TOTAL					-188.25	627.51
Bill Pmt -Check	6490	01/15/2021	Killowatts Electric & Lighting Supply	101.002 · Wells Fargo - Garage Account		-115.35

Midtown Miami CDD
Check Detail
 October 2020 through July 2021

Type	Num	Date	Name	Account	Paid Amount	Original Amount
Bill	0607067-IN	01/14/2021		546.020 · R&M - Electrical	-115.35	115.35
TOTAL					-115.35	115.35
Bill Pmt -Check	6491	01/22/2021	LPS of America, Inc.	101.002 · Wells Fargo - Garage Account		-52,026.28
Bill	120805	12/31/2020		534.030 · Contracts - Parking	-52,026.28	52,026.28
TOTAL					-52,026.28	52,026.28
Bill Pmt -Check	6492	01/22/2021	Staples Credit Plan	101.002 · Wells Fargo - Garage Account		-83.34
Bill	9826934565	01/21/2021		551.002 · Office Supplies	-83.34	83.34
TOTAL					-83.34	83.34
Bill Pmt -Check	6493	01/29/2021	Air Essentials, Inc.	101.002 · Wells Fargo - Garage Account		-100.00
Bill	124660	01/28/2021		546.001 · R&M - General	-100.00	100.00
TOTAL					-100.00	100.00
Bill Pmt -Check	6494	01/29/2021	Eveling J. Rosales Gonzales	101.002 · Wells Fargo - Garage Account		-393.00
Bill	17055	01/28/2021		546.001 · R&M - General	-196.50	196.50
Bill	17054	01/28/2021		546.001 · R&M - General	-196.50	196.50
TOTAL					-393.00	393.00
Bill Pmt -Check	6495	01/29/2021	Interstate Cleaning Corporation	101.002 · Wells Fargo - Garage Account		-34,860.19
Bill	9175176-IN	01/28/2021		534.026 · Janitorial Services	-21,506.10	21,506.10
Bill	9175297-IN	01/28/2021		534.026 · Janitorial Services	-4,006.23	13,354.09
				534.026 · Janitorial Services	-9,347.86	31,159.54
TOTAL					-34,860.19	66,019.73
Bill Pmt -Check	6496	01/29/2021	Midblock Miami Condo Association, Inc.	101.002 · Wells Fargo - Garage Account		-1,677.38
Bill	11521167738	01/28/2021		543.006 · Electricity - General	-760.53	760.53
				546.001 · R&M - General	-891.44	891.44
				534.072 · Contracts - Elevator	-6.39	6.39
				546.001 · R&M - General	-19.02	19.02
TOTAL					-1,677.38	1,677.38
Check	6497	02/11/2021	City of Miami -	101.002 · Wells Fargo - Garage Account		-34,083.00
				204.001 · City Tax Payable	-34,083.00	34,083.00
TOTAL					-34,083.00	34,083.00

Midtown Miami CDD
Check Detail
 October 2020 through July 2021

Type	Num	Date	Name	Account	Paid Amount	Original Amount
Check	6498	02/11/2021	City of Miami -	101.002 · Wells Fargo - Garage Account		-9,045.47
				204.001 · City Tax Payable	-9,045.47	9,045.47
TOTAL					-9,045.47	9,045.47
Bill Pmt -Check	6499	02/05/2021	Advantage Golf Cars, Inc.	101.002 · Wells Fargo - Garage Account		-188.25
Bill	955	02/04/2021		534.037 · Security Services	-56.47	188.25
				534.037 · Security Services	-131.78	439.26
TOTAL					-188.25	627.51
Bill Pmt -Check	6500	02/05/2021	Allied Universal	101.002 · Wells Fargo - Garage Account		-20,710.70
Bill	10847403	02/04/2021		534.037 · Security Services	-6,213.21	20,710.70
				534.037 · Security Services	-14,497.49	48,324.97
TOTAL					-20,710.70	69,035.67
Bill Pmt -Check	6501	02/05/2021	Carolina, Reyes	101.002 · Wells Fargo - Garage Account		-192.60
Bill	020421	02/04/2021		546.022 · R&M - Equipment	-192.60	192.60
TOTAL					-192.60	192.60
Bill Pmt -Check	6502	02/05/2021	CJ Power Inc.	101.002 · Wells Fargo - Garage Account		-879.00
Bill	1885	02/04/2021		538.035 · NB roof LED retrofit	-879.00	879.00
TOTAL					-879.00	879.00
Bill Pmt -Check	6503	02/05/2021	Coastal Waste & Recycling	101.002 · Wells Fargo - Garage Account		-247.57
Bill	0000253101	02/04/2021		534.126 · Waste Removal Services	-54.47	247.57
				534.126 · Waste Removal Services	-193.10	877.73
TOTAL					-247.57	1,125.30
Bill Pmt -Check	6504	02/05/2021	Egis Insurance & Risk Advisors	101.002 · Wells Fargo - Garage Account		-355.60
Bill	12763	02/04/2021		545.004 · Insurance - Worker's Comp	-142.24	355.60
				545.004 · Insurance - Worker's Comp	-213.36	533.40
TOTAL					-355.60	889.00
Bill Pmt -Check	6505	02/05/2021	Interstate Cleaning Corporation	101.002 · Wells Fargo - Garage Account		-35,792.54
Bill	9175483-IN	02/04/2021		534.026 · Janitorial Services	-21,506.10	21,506.10
Bill	9175361-IN	02/04/2021		546.001 · R&M - General	-932.35	932.35

Midtown Miami CDD
Check Detail
 October 2020 through July 2021

Type	Num	Date	Name	Account	Paid Amount	Original Amount
Bill	9175481-IN	02/04/2021		534.026 · Janitorial Services	-4,006.23	13,354.09
				534.026 · Janitorial Services	-9,347.86	31,159.54
TOTAL					-35,792.54	66,952.08
Bill Pmt -Check	6506	02/05/2021	Kings III of America, LLC	101.002 · Wells Fargo - Garage Account		-490.00
Bill	1949218	02/04/2021		541.003 · Telephone	-140.00	140.00
Bill	1949217	02/04/2021		541.003 · Telephone	-350.00	350.00
TOTAL					-490.00	490.00
Bill Pmt -Check	6507	02/05/2021	Kone Inc.	101.002 · Wells Fargo - Garage Account		-3,950.00
Bill	959778918	02/04/2021		534.072 · Contracts - Elevator	-3,950.00	3,950.00
TOTAL					-3,950.00	3,950.00
Bill Pmt -Check	6508	02/05/2021	LPS of America, Inc.	101.002 · Wells Fargo - Garage Account		-60,000.00
Bill	120903	02/04/2021		534.030 · Contracts - Parking	-60,000.00	60,000.00
TOTAL					-60,000.00	60,000.00
Bill Pmt -Check	6509	02/05/2021	MG Tech Inc.	101.002 · Wells Fargo - Garage Account		-84.00
Bill	3867	02/04/2021		534.081 · Contracts - Air Conditioning	-25.20	84.00
				534.081 · Contracts - Air Conditioning	-58.80	196.00
TOTAL					-84.00	280.00
Bill Pmt -Check	6510	02/05/2021	Paradyme	101.002 · Wells Fargo - Garage Account		-325.00
Bill	23652	02/04/2021		546.022 · R&M - Equipment	-325.00	325.00
TOTAL					-325.00	325.00
Bill Pmt -Check	6511	02/05/2021	Staples Credit Plan	101.002 · Wells Fargo - Garage Account		-28.49
Bill	9827830086	02/04/2021		551.002 · Office Supplies	-28.49	28.49
TOTAL					-28.49	28.49
Bill Pmt -Check	6512	02/05/2021	Wrathell, Hunt & Associates, LLC	101.002 · Wells Fargo - Garage Account		-1,633.25
Bill	2019-1951	02/04/2021		531.027 · Management	-1,091.16	4,978.08
				531.038 · Assessment Services	-81.94	373.84
				531.038 · Assessment Services	-91.20	416.08
				531.038 · Assessment Services	-357.99	1,633.25
				547.001 · Printing & Binding	-10.96	50.00

Midtown Miami CDD
Check Detail
 October 2020 through July 2021

Type	Num	Date	Name	Account	Paid Amount	Original Amount
TOTAL					-1,633.25	7,451.25
Check	6513	02/12/2021	Wells Fargo	101.002 · Wells Fargo - Garage Account		-747.90
				2040300 · Credit Card - Wells Fargo MC	-747.90	747.90
TOTAL					-747.90	747.90
Bill Pmt -Check	6514	02/12/2021	Budget Ace Hardware	101.002 · Wells Fargo - Garage Account		-409.14
Bill	629501	02/11/2021		551.002 · Office Supplies	-192.16	192.16
Bill	627518	02/11/2021		551.002 · Office Supplies	-99.99	99.99
Bill	627519	02/11/2021		551.002 · Office Supplies	-116.99	116.99
TOTAL					-409.14	409.14
Bill Pmt -Check	6515	02/12/2021	Lightbulb and Ballast Supply	101.002 · Wells Fargo - Garage Account		-59.00
Bill	211008	02/11/2021		546.020 · R&M - Electrical	-59.00	59.00
TOTAL					-59.00	59.00
Bill Pmt -Check	6516	02/19/2021	Budget Ace Hardware	101.002 · Wells Fargo - Garage Account		-104.04
Bill	629795	02/18/2021		551.002 · Office Supplies	-104.04	104.04
TOTAL					-104.04	104.04
Bill Pmt -Check	6517	02/19/2021	MG Tech Inc.	101.002 · Wells Fargo - Garage Account		-84.00
Bill	3869	02/18/2021		534.081 · Contracts - Air Conditioning	-25.20	84.00
				534.081 · Contracts - Air Conditioning	-58.80	196.00
TOTAL					-84.00	280.00
Bill Pmt -Check	6518	02/19/2021	Staples Credit Plan	101.002 · Wells Fargo - Garage Account		-317.47
Bill	9828470444	02/18/2021		546.022 · R&M - Equipment	-280.48	280.48
Bill	9828471824	02/18/2021		551.002 · Office Supplies	-36.99	36.99
TOTAL					-317.47	317.47
Bill Pmt -Check	6519	02/26/2021	Advantage Golf Cars, Inc.	101.002 · Wells Fargo - Garage Account		-188.25
Bill	1788	02/25/2021		534.037 · Security Services	-56.47	188.25
				534.037 · Security Services	-131.78	439.26
TOTAL					-188.25	627.51
Bill Pmt -Check	6520	02/26/2021	Air Essentials, Inc.	101.002 · Wells Fargo - Garage Account		-100.00

Midtown Miami CDD
Check Detail
 October 2020 through July 2021

Type	Num	Date	Name	Account	Paid Amount	Original Amount
Bill	126218	02/25/2021		546.001 · R&M - General	-100.00	100.00
TOTAL					-100.00	100.00
Bill Pmt -Check	6521	02/26/2021	Budget Ace Hardware	101.002 · Wells Fargo - Garage Account		-24.99
Bill	629690	02/25/2021		551.002 · Office Supplies	-24.99	24.99
TOTAL					-24.99	24.99
Bill Pmt -Check	6522	02/26/2021	Grainger	101.002 · Wells Fargo - Garage Account		-394.34
Bill	9810964107	02/25/2021		551.002 · Office Supplies	-228.36	228.36
Bill	9811779603	02/25/2021		551.002 · Office Supplies	-165.98	165.98
TOTAL					-394.34	394.34
Bill Pmt -Check	6523	02/26/2021	Interstate Cleaning Corporation	101.002 · Wells Fargo - Garage Account		-403.55
Bill	9175627-IN	02/25/2021		546.001 · R&M - General	-403.55	403.55
TOTAL					-403.55	403.55
Bill Pmt -Check	6524	02/26/2021	MGM IT Solutions	101.002 · Wells Fargo - Garage Account		-315.00
Bill	13684	02/25/2021		546.022 · R&M - Equipment	-315.00	315.00
TOTAL					-315.00	315.00
Bill Pmt -Check	6525	02/26/2021	Midblock Miami Condo Association, Inc.	101.002 · Wells Fargo - Garage Account		-1,255.44
Bill	21721125544	02/25/2021		543.006 · Electricity - General	-736.52	736.52
				546.001 · R&M - General	-492.92	492.92
				546.001 · R&M - General	-19.60	19.60
				534.072 · Contracts - Elevator	-6.40	6.40
TOTAL					-1,255.44	1,255.44
Bill Pmt -Check	6526	02/26/2021	Prolock and Safe Corporation	101.002 · Wells Fargo - Garage Account		-740.00
Bill	5851	02/25/2021		546.001 · R&M - General	-740.00	740.00
TOTAL					-740.00	740.00
Bill Pmt -Check	6527	02/26/2021	Staples Credit Plan	101.002 · Wells Fargo - Garage Account		-64.05
Bill	9828819526	02/25/2021		551.002 · Office Supplies	-64.05	64.05
TOTAL					-64.05	64.05

Midtown Miami CDD
Check Detail
 October 2020 through July 2021

Type	Num	Date	Name	Account	Paid Amount	Original Amount
Check	6528	03/11/2021	City of Miami -	101.002 · Wells Fargo - Garage Account		-7,967.07
				204.001 · City Tax Payable	-7,967.07	7,967.07
TOTAL					-7,967.07	7,967.07
Check	6529	03/11/2021	City of Miami -	101.002 · Wells Fargo - Garage Account		-33,292.75
				204.001 · City Tax Payable	-33,292.75	33,292.75
TOTAL					-33,292.75	33,292.75
Check	6530	03/05/2021	Wells Fargo	101.002 · Wells Fargo - Garage Account		-137.60
				2040300 · Credit Card - Wells Fargo MC	-137.60	137.60
TOTAL					-137.60	137.60
Bill Pmt -Check	6531	03/05/2021	Allied Universal	101.002 · Wells Fargo - Garage Account		-20,879.47
Bill	10970944	03/04/2021		534.037 · Security Services	-6,263.84	20,879.47
				534.037 · Security Services	-14,615.63	48,718.76
TOTAL					-20,879.47	69,598.23
Bill Pmt -Check	6532	03/05/2021	BeefreeMedia	101.002 · Wells Fargo - Garage Account		-4,193.00
Bill	410606	03/04/2021		549.916 · Sign, Direct, Banner, Beauty	-2,393.00	2,393.00
Bill	410607	03/04/2021		549.916 · Sign, Direct, Banner, Beauty	-1,800.00	1,800.00
TOTAL					-4,193.00	4,193.00
Bill Pmt -Check	6533	03/05/2021	Coastal Waste & Recycling	101.002 · Wells Fargo - Garage Account		-247.57
Bill	0000259646	03/04/2021		534.126 · Waste Removal Services	-54.47	247.57
				534.126 · Waste Removal Services	-193.10	877.73
TOTAL					-247.57	1,125.30
Bill Pmt -Check	6534	03/05/2021	Crown Lift Trucks	101.002 · Wells Fargo - Garage Account		-1,036.50
Bill	117388915	03/04/2021		546.022 · R&M - Equipment	-1,036.50	1,036.50
TOTAL					-1,036.50	1,036.50
Bill Pmt -Check	6535	03/05/2021	Fahrenheit Propane	101.002 · Wells Fargo - Garage Account		-112.00
Bill	INV-040954	03/04/2021		546.001 · R&M - General	-112.00	112.00
TOTAL					-112.00	112.00

Midtown Miami CDD
Check Detail
 October 2020 through July 2021

Type	Num	Date	Name	Account	Paid Amount	Original Amount
Bill Pmt -Check	6536	03/05/2021	Grainger	101.002 · Wells Fargo - Garage Account		-266.00
Bill	9815414835	03/04/2021		551.002 · Office Supplies	-266.00	266.00
TOTAL					-266.00	266.00
Bill Pmt -Check	6537	03/05/2021	Interstate Cleaning Corporation	101.002 · Wells Fargo - Garage Account		-34,860.19
Bill	9175774-IN	03/04/2021		534.026 · Janitorial Services	-21,506.10	21,506.10
Bill	9175772-IN	03/04/2021		534.026 · Janitorial Services	-4,006.23	13,354.09
				534.026 · Janitorial Services	-9,347.86	31,159.54
TOTAL					-34,860.19	66,019.73
Bill Pmt -Check	6538	03/05/2021	Kings III of America, LLC	101.002 · Wells Fargo - Garage Account		-490.00
Bill	1962814	03/04/2021		541.003 · Telephone	-350.00	350.00
Bill	1962815	03/04/2021		541.003 · Telephone	-140.00	140.00
TOTAL					-490.00	490.00
Bill Pmt -Check	6539	03/05/2021	Kone Inc.	101.002 · Wells Fargo - Garage Account		-3,950.00
Bill	959804192	03/04/2021		534.072 · Contracts - Elevator	-3,950.00	3,950.00
TOTAL					-3,950.00	3,950.00
Bill Pmt -Check	6540	03/05/2021	Lightworks, Inc.	101.002 · Wells Fargo - Garage Account		-25,078.50
Bill	05510-1	03/04/2021		538.035 · NB roof LED retrofit	-1,076.50	1,076.50
Bill	05500-1	03/04/2021		538.036 · SB roof LED retrofit	-6,448.00	6,448.00
Bill	05501-1	03/04/2021		538.035 · NB roof LED retrofit	-17,554.00	17,554.00
TOTAL					-25,078.50	25,078.50
Bill Pmt -Check	6541	03/05/2021	LPS of America, Inc.	101.002 · Wells Fargo - Garage Account		-91,064.21
Bill	121452	01/31/2021		534.030 · Contracts - Parking	-31,064.21	31,064.21
Bill	121512	03/04/2021		534.030 · Contracts - Parking	-60,000.00	60,000.00
TOTAL					-91,064.21	91,064.21
Bill Pmt -Check	6542	03/05/2021	NCY Services & Repairs, Inc.	101.002 · Wells Fargo - Garage Account		-1,150.00
Bill	022521	03/04/2021		546.001 · R&M - General	-1,150.00	1,150.00
TOTAL					-1,150.00	1,150.00
Bill Pmt -Check	6543	03/05/2021	Wrathell, Hunt & Associates, LLC	101.002 · Wells Fargo - Garage Account		-1,633.25
Bill	2019-2048	03/04/2021		531.027 · Management	-1,091.16	4,978.08

Midtown Miami CDD
Check Detail
 October 2020 through July 2021

Type	Num	Date	Name	Account	Paid Amount	Original Amount
				531.038 · Assessment Services	-81.94	373.84
				531.038 · Assessment Services	-357.99	1,633.25
				531.038 · Assessment Services	-91.20	416.08
				547.001 · Printing & Binding	-10.96	50.00
TOTAL					-1,633.25	7,451.25
Bill Pmt -Check	6544	03/12/2021	Carolina, Reyes	101.002 · Wells Fargo - Garage Account		-80.00
Bill	031121	03/11/2021		546.022 · R&M - Equipment	-80.00	80.00
TOTAL					-80.00	80.00
Bill Pmt -Check	6545	03/12/2021	DDR Miami Avenue, LLC	101.002 · Wells Fargo - Garage Account		-2,111.28
Bill	3580840	03/11/2021		546.001 · R&M - General	-1,173.60	1,173.60
Bill	3601543	03/11/2021		546.001 · R&M - General	-525.00	525.00
Bill	3581395	03/11/2021		546.001 · R&M - General	-412.68	412.68
TOTAL					-2,111.28	2,111.28
Bill Pmt -Check	6546	03/12/2021	Venturita LLC	101.002 · Wells Fargo - Garage Account		-612.70
Bill	2019086	03/11/2021		546.020 · R&M - Electrical	-612.70	612.70
TOTAL					-612.70	612.70
Bill Pmt -Check	6547	03/17/2021	Allied Universal	101.002 · Wells Fargo - Garage Account		-19,196.14
Bill	11072288	03/16/2021		534.037 · Security Services	-5,758.84	19,196.14
				534.037 · Security Services	-13,437.30	44,790.98
TOTAL					-19,196.14	63,987.12
Bill Pmt -Check	6548	03/17/2021	Eveling J. Rosales Gonzales	101.002 · Wells Fargo - Garage Account		-393.00
Bill	17057	03/16/2021		546.001 · R&M - General	-196.50	196.50
Bill	17056	03/16/2021		546.001 · R&M - General	-196.50	196.50
TOTAL					-393.00	393.00
Bill Pmt -Check	6549	03/17/2021	Global Security, LLC	101.002 · Wells Fargo - Garage Account		-417.43
Bill	23979	03/16/2021		546.022 · R&M - Equipment	-417.43	417.43
TOTAL					-417.43	417.43
Bill Pmt -Check	6550	03/17/2021	Killowatts Electric & Lighting Supply	101.002 · Wells Fargo - Garage Account		-149.90
Bill	0613898-IN	03/16/2021		546.020 · R&M - Electrical	-149.90	149.90

Midtown Miami CDD
Check Detail
 October 2020 through July 2021

Type	Num	Date	Name	Account	Paid Amount	Original Amount
TOTAL					-149.90	149.90
Bill Pmt -Check	6551	03/17/2021	Paradyme	101.002 · Wells Fargo - Garage Account		-182.50
Bill	23980	03/16/2021		546.022 · R&M - Equipment	-182.50	182.50
TOTAL					-182.50	182.50
Bill Pmt -Check	6552	03/17/2021	Air Esscentials, Inc.	101.002 · Wells Fargo - Garage Account		-100.00
Bill	127765	03/16/2021		546.001 · R&M - General	-100.00	100.00
TOTAL					-100.00	100.00
Bill Pmt -Check	6554	03/26/2021	LPS of America, Inc.	101.002 · Wells Fargo - Garage Account		-28,252.14
Bill	122128	02/28/2021		534.030 · Contracts - Parking	-28,252.14	28,252.14
TOTAL					-28,252.14	28,252.14
Bill Pmt -Check	6555	03/26/2021	MG Tech Inc.	101.002 · Wells Fargo - Garage Account		-710.00
Bill	3783	03/25/2021		534.081 · Contracts - Air Conditioning	-710.00	710.00
TOTAL					-710.00	710.00
Bill Pmt -Check	6556	03/26/2021	Advantage Golf Cars, Inc.	101.002 · Wells Fargo - Garage Account		-188.25
Bill	2905	03/25/2021		534.037 · Security Services	-56.47	188.25
				534.037 · Security Services	-131.78	439.26
TOTAL					-188.25	627.51
Bill Pmt -Check	6556	03/29/2021	Advantage Golf Cars, Inc.	101.002 · Wells Fargo - Garage Account		-188.25
Bill	288075	11/05/2020		534.037 · Security Services	-56.47	188.25
				534.037 · Security Services	-131.78	439.26
TOTAL					-188.25	627.51
Bill Pmt -Check	6557	04/05/2021	MG Tech Inc.	101.002 · Wells Fargo - Garage Account		-1,024.00
Bill	3885	04/01/2021		534.081 · Contracts - Air Conditioning	-25.20	84.00
				534.081 · Contracts - Air Conditioning	-58.80	196.00
Bill	3784	04/01/2021		546.004 · R&M - Air Conditioning	-400.00	400.00
Bill	3883	04/01/2021		546.004 · R&M - Air Conditioning	-540.00	540.00
TOTAL					-1,024.00	1,220.00
Bill Pmt -Check	6558	04/05/2021	Staples Credit Plan	101.002 · Wells Fargo - Garage Account		-237.59

Midtown Miami CDD
Check Detail
 October 2020 through July 2021

Type	Num	Date	Name	Account	Paid Amount	Original Amount
Bill	9829605878	04/01/2021		551.002 · Office Supplies	-56.65	56.65
Bill	9830408141	04/01/2021		551.002 · Office Supplies	-142.66	142.66
Bill	9830414689	04/01/2021		551.002 · Office Supplies	-38.28	38.28
TOTAL					-237.59	237.59
Bill Pmt -Check	6559	04/05/2021	Venturita LLC	101.002 · Wells Fargo - Garage Account		-860.00
Bill	2019090	04/01/2021		546.020 · R&M - Electrical	-860.00	860.00
TOTAL					-860.00	860.00
Bill Pmt -Check	6560	04/05/2021	Wrathell, Hunt & Associates, LLC	101.002 · Wells Fargo - Garage Account		-1,633.25
Bill	2019-2156	04/01/2021		531.027 · Management	-1,091.16	4,978.08
				531.038 · Assessment Services	-81.94	373.84
				531.038 · Assessment Services	-357.99	1,633.25
				531.038 · Assessment Services	-91.20	416.08
				547.001 · Printing & Binding	-10.96	50.00
TOTAL					-1,633.25	7,451.25
Check	6561	04/12/2021	City of Miami -	101.002 · Wells Fargo - Garage Account		-40,013.34
				204.001 · City Tax Payable	-40,013.34	40,013.34
TOTAL					-40,013.34	40,013.34
Check	6562	04/12/2021	City of Miami -	101.002 · Wells Fargo - Garage Account		-11,080.68
				204.001 · City Tax Payable	-11,080.68	11,080.68
TOTAL					-11,080.68	11,080.68
Bill Pmt -Check	6563	04/09/2021	Budget Ace Hardware	101.002 · Wells Fargo - Garage Account		-21.43
Bill	631050	04/08/2021		551.002 · Office Supplies	-21.43	21.43
TOTAL					-21.43	21.43
Bill Pmt -Check	6564	04/09/2021	Coastal Waste & Recycling	101.002 · Wells Fargo - Garage Account		-247.57
Bill	0000266409	04/08/2021		534.126 · Waste Removal Services	-54.47	247.57
				534.126 · Waste Removal Services	-193.10	877.73
TOTAL					-247.57	1,125.30
Bill Pmt -Check	6565	04/09/2021	Interstate Cleaning Corporation	101.002 · Wells Fargo - Garage Account		-35,546.13
Bill	9176077-IN	04/08/2021		534.026 · Janitorial Services	-4,212.01	14,040.03

4:13 PM

08/25/21

Midtown Miami CDD
Check Detail
 October 2020 through July 2021

Type	Num	Date	Name	Account	Paid Amount	Original Amount
Bill	176079-IN	04/08/2021		534.026 · Janitorial Services	-9,828.02	32,760.06
				534.026 · Janitorial Services	-21,506.10	21,506.10
TOTAL					-35,546.13	68,306.19
Bill Pmt -Check	6566	04/09/2021	Kings III of America, LLC	101.002 · Wells Fargo - Garage Account		-490.00
Bill	1981232	04/08/2021		541.003 · Telephone	-140.00	140.00
Bill	1981231	04/08/2021		541.003 · Telephone	-350.00	350.00
TOTAL					-490.00	490.00
Bill Pmt -Check	6567	04/09/2021	Kone Inc.	101.002 · Wells Fargo - Garage Account		-3,950.00
Bill	959831164	04/08/2021		534.072 · Contracts - Elevator	-3,950.00	3,950.00
TOTAL					-3,950.00	3,950.00
Bill Pmt -Check	6568	04/16/2021	Advantage Golf Cars, Inc.	101.002 · Wells Fargo - Garage Account		-35.79
Bill	3437	04/15/2021		534.037 · Security Services	-10.74	35.79
				534.037 · Security Services	-25.05	83.50
TOTAL					-35.79	119.29
Bill Pmt -Check	6569	04/16/2021	Allied Universal	101.002 · Wells Fargo - Garage Account		-21,112.94
Bill	11172859	04/15/2021		534.037 · Security Services	-6,333.88	21,112.94
				534.037 · Security Services	-14,779.06	49,263.52
TOTAL					-21,112.94	70,376.46
Bill Pmt -Check	6570	04/16/2021	Budget Ace Hardware	101.002 · Wells Fargo - Garage Account		-391.70
Bill	631280	04/15/2021		551.002 · Office Supplies	-391.70	391.70
TOTAL					-391.70	391.70
Bill Pmt -Check	6571	04/16/2021	Grainger	101.002 · Wells Fargo - Garage Account		-688.80
Bill	9863367356	04/15/2021		551.002 · Office Supplies	-688.80	688.80
TOTAL					-688.80	688.80
Bill Pmt -Check	6572	04/23/2021	Air Esscentials, Inc.	101.002 · Wells Fargo - Garage Account		-100.00
Bill	129630	04/22/2021		546.001 · R&M - General	-100.00	100.00
TOTAL					-100.00	100.00
Bill Pmt -Check	6573	04/23/2021	Budget Ace Hardware	101.002 · Wells Fargo - Garage Account		-109.87

Midtown Miami CDD
Check Detail
 October 2020 through July 2021

Type	Num	Date	Name	Account	Paid Amount	Original Amount
Bill	631527	04/22/2021		551.002 · Office Supplies	-109.87	109.87
TOTAL					-109.87	109.87
Bill Pmt -Check	6574	04/23/2021	LPS of America, Inc.	101.002 · Wells Fargo - Garage Account		-39,045.01
Bill	122722	03/31/2021		534.030 · Contracts - Parking	-39,045.01	39,045.01
TOTAL					-39,045.01	39,045.01
Bill Pmt -Check	6575	04/23/2021	RDSTEAM.COM	101.002 · Wells Fargo - Garage Account		-115.00
Bill	IN62857	04/22/2021		546.022 · R&M - Equipment	-115.00	115.00
TOTAL					-115.00	115.00
Check	6576	05/11/2021	City of Miami -	101.002 · Wells Fargo - Garage Account		-10,511.03
				204.001 · City Tax Payable	-10,511.03	10,511.03
TOTAL					-10,511.03	10,511.03
Check	6577	05/11/2021	City of Miami -	101.002 · Wells Fargo - Garage Account		-39,308.96
				204.001 · City Tax Payable	-39,308.96	39,308.96
TOTAL					-39,308.96	39,308.96
Check	6578	04/30/2021	Wells Fargo	101.002 · Wells Fargo - Garage Account		-36.43
				2040300 · Credit Card - Wells Fargo MC	-36.43	36.43
TOTAL					-36.43	36.43
Bill Pmt -Check	6579	04/30/2021	Budget Ace Hardware	101.002 · Wells Fargo - Garage Account		-250.40
Bill	631675	04/29/2021		551.002 · Office Supplies	-81.50	81.50
Bill	631844	04/29/2021		551.002 · Office Supplies	-145.92	145.92
Bill	631849	04/29/2021		551.002 · Office Supplies	-22.98	22.98
TOTAL					-250.40	250.40
Bill Pmt -Check	6580	04/30/2021	CJ Power Inc.	101.002 · Wells Fargo - Garage Account		-8,894.00
Bill	1983	04/29/2021		538.035 · NB roof LED retrofit	-6,394.00	6,394.00
Bill	1984	04/29/2021		538.036 · SB roof LED retrofit	-2,500.00	2,500.00
TOTAL					-8,894.00	8,894.00
Bill Pmt -Check	6581	04/30/2021	Killowatts Electric & Lighting Supply	101.002 · Wells Fargo - Garage Account		-988.50

4:13 PM

08/25/21

Midtown Miami CDD
Check Detail
 October 2020 through July 2021

Type	Num	Date	Name	Account	Paid Amount	Original Amount
Bill	0618205-IN	04/29/2021		546.020 · R&M - Electrical	-988.50	1,057.70
TOTAL					-988.50	1,057.70
Bill Pmt -Check	6582	04/30/2021	Kings III of America, LLC	101.002 · Wells Fargo - Garage Account		-490.00
Bill	1996012	04/29/2021		541.003 · Telephone	-350.00	350.00
Bill	1996013	04/29/2021		541.003 · Telephone	-140.00	140.00
TOTAL					-490.00	490.00
Bill Pmt -Check	6583	04/30/2021	South Florida Design Management, Inc.	101.002 · Wells Fargo - Garage Account		-400.00
Bill	552	04/29/2021		546.001 · R&M - General	-400.00	400.00
TOTAL					-400.00	400.00
Bill Pmt -Check	6584	04/30/2021	The Sherwin Williams Co.	101.002 · Wells Fargo - Garage Account		-829.10
Bill	3575-5	04/29/2021		546.001 · R&M - General	-829.10	829.10
TOTAL					-829.10	829.10
Check	6585	05/07/2021	Wells Fargo	101.002 · Wells Fargo - Garage Account		-787.48
				2040300 · Credit Card - Wells Fargo MC	-787.48	787.48
TOTAL					-787.48	787.48
Bill Pmt -Check	6586	05/07/2021	Advantage Golf Cars, Inc.	101.002 · Wells Fargo - Garage Account		-474.74
Bill	3979	05/06/2021		534.037 · Security Services	-56.47	188.25
				534.037 · Security Services	-131.78	439.26
Bill	291973	05/06/2021		534.037 · Security Services	-85.95	286.49
				534.037 · Security Services	-200.54	668.48
TOTAL					-474.74	1,582.48
Bill Pmt -Check	6587	05/07/2021	Coastal Waste & Recycling	101.002 · Wells Fargo - Garage Account		-247.57
Bill	0000274580	05/06/2021		534.126 · Waste Removal Services	-54.47	247.57
				534.126 · Waste Removal Services	-193.10	877.73
TOTAL					-247.57	1,125.30
Bill Pmt -Check	6588	05/07/2021	Fowler and Sons Construction, LLC	101.002 · Wells Fargo - Garage Account		-19,980.00
Bill	1912	05/06/2021		538.039 · Façade repair	-19,980.00	19,980.00
TOTAL					-19,980.00	19,980.00

Midtown Miami CDD
Check Detail
 October 2020 through July 2021

Type	Num	Date	Name	Account	Paid Amount	Original Amount
Bill Pmt -Check	6589	05/07/2021	Interstate Cleaning Corporation	101.002 · Wells Fargo - Garage Account		-21,506.10
Bill	9176372-IN	05/06/2021		534.026 · Janitorial Services	-21,506.10	21,506.10
TOTAL					-21,506.10	21,506.10
Bill Pmt -Check	6590	05/07/2021	Killowatts Electric & Lighting Supply	101.002 · Wells Fargo - Garage Account		-14.85
Bill	0618969-IN	05/06/2021		546.020 · R&M - Electrical	-14.85	14.85
TOTAL					-14.85	14.85
Bill Pmt -Check	6591	05/07/2021	Kone Inc.	101.002 · Wells Fargo - Garage Account		-3,950.00
Bill	959856725	05/06/2021		534.072 · Contracts - Elevator	-3,950.00	3,950.00
TOTAL					-3,950.00	3,950.00
Bill Pmt -Check	6592	05/07/2021	LPS of America, Inc.	101.002 · Wells Fargo - Garage Account		-60,000.00
Bill	122825	05/06/2021		534.030 · Contracts - Parking	-60,000.00	60,000.00
TOTAL					-60,000.00	60,000.00
Bill Pmt -Check	6593	05/07/2021	MG Tech Inc.	101.002 · Wells Fargo - Garage Account		-84.00
Bill	3913	05/06/2021		534.081 · Contracts - Air Conditioning 534.081 · Contracts - Air Conditioning	-25.20 -58.80	84.00 196.00
TOTAL					-84.00	280.00
Bill Pmt -Check	6594	05/07/2021	Miami Doors and Locks, INC	101.002 · Wells Fargo - Garage Account		-70.00
Bill	77699	05/06/2021		546.020 · R&M - Electrical	-70.00	70.00
TOTAL					-70.00	70.00
Bill Pmt -Check	6595	05/07/2021	Venturita LLC	101.002 · Wells Fargo - Garage Account		-927.84
Bill	2019091	05/06/2021		546.020 · R&M - Electrical	-927.84	927.84
TOTAL					-927.84	927.84
Bill Pmt -Check	6596	05/07/2021	Wrathell, Hunt & Associates, LLC	101.002 · Wells Fargo - Garage Account		-1,633.25
Bill	2019-2259	05/06/2021		531.027 · Management 531.038 · Assessment Services 531.038 · Assessment Services 531.038 · Assessment Services	-1,091.16 -81.94 -91.20 -357.99	4,978.08 373.84 416.08 1,633.25

Midtown Miami CDD
Check Detail
 October 2020 through July 2021

Type	Num	Date	Name	Account	Paid Amount	Original Amount
				547.001 · Printing & Binding	-10.96	50.00
TOTAL					-1,633.25	7,451.25
Check	6609	05/14/2021	Wells Fargo	101.002 · Wells Fargo - Garage Account		-277.20
				2040300 · Credit Card - Wells Fargo MC	-277.20	277.20
TOTAL					-277.20	277.20
Bill Pmt -Check	6610	05/14/2021	Interstate Cleaning Corporation	101.002 · Wells Fargo - Garage Account		-13,806.51
Bill	9176370-IN	05/13/2021		534.026 · Janitorial Services	-4,141.95	13,806.51
				534.026 · Janitorial Services	-9,664.56	32,215.18
TOTAL					-13,806.51	46,021.69
Bill Pmt -Check	6611	05/14/2021	Killowatts Electric & Lighting Supply	101.002 · Wells Fargo - Garage Account		-53.00
Bill	0619198-IN	05/13/2021		546.020 · R&M - Electrical	-53.00	53.00
TOTAL					-53.00	53.00
Bill Pmt -Check	6612	05/14/2021	LPS of America, Inc.	101.002 · Wells Fargo - Garage Account		-60,000.00
Bill	122138	04/01/2021		534.030 · Contracts - Parking	-60,000.00	60,000.00
TOTAL					-60,000.00	60,000.00
Bill Pmt -Check	6613	05/14/2021	Qnode	101.002 · Wells Fargo - Garage Account		-450.00
Bill	0000527	05/13/2021		549.916 · Sign, Direct, Banner, Beauty	-275.00	275.00
Bill	0000528	05/13/2021		549.916 · Sign, Direct, Banner, Beauty	-175.00	175.00
TOTAL					-450.00	450.00
Bill Pmt -Check	6614	05/14/2021	The Sherwin Williams Co.	101.002 · Wells Fargo - Garage Account		-154.25
Bill	9751-4	05/13/2021		546.001 · R&M - General	-154.25	154.25
TOTAL					-154.25	154.25
Bill Pmt -Check	6615	05/21/2021	Air Esscentials, Inc.	101.002 · Wells Fargo - Garage Account		-100.00
Bill	131201	05/20/2021		546.001 · R&M - General	-100.00	100.00
TOTAL					-100.00	100.00
Bill Pmt -Check	6616	05/21/2021	Eveling J. Rosales Gonzales	101.002 · Wells Fargo - Garage Account		-393.00
Bill	17058	05/20/2021		546.001 · R&M - General	-196.50	196.50

Midtown Miami CDD
Check Detail
 October 2020 through July 2021

Type	Num	Date	Name	Account	Paid Amount	Original Amount
Bill	17059	05/20/2021		546.001 · R&M - General	-196.50	196.50
TOTAL					-393.00	393.00
Bill Pmt -Check	6617	05/21/2021	Kings III of America, LLC	101.002 · Wells Fargo - Garage Account		-315.00
Bill	2000816	05/20/2021		546.001 · R&M - General	-35.00	35.00
Bill	2000886	05/20/2021		546.001 · R&M - General	-35.00	35.00
Bill	2000815	05/20/2021		546.001 · R&M - General	-35.00	35.00
Bill	2000813	05/20/2021		546.001 · R&M - General	-35.00	35.00
Bill	2000888	05/20/2021		546.001 · R&M - General	-35.00	35.00
Bill	2000889	05/20/2021		546.001 · R&M - General	-35.00	35.00
Bill	2000812	05/20/2021		546.001 · R&M - General	-35.00	35.00
Bill	2000725	05/20/2021		546.001 · R&M - General	-35.00	35.00
Bill	2000814	05/20/2021		546.001 · R&M - General	-35.00	35.00
TOTAL					-315.00	315.00
Bill Pmt -Check	6618	05/21/2021	Staples Credit Plan	101.002 · Wells Fargo - Garage Account		-114.98
Bill	9904832890	05/20/2021		551.002 · Office Supplies	-114.98	114.98
TOTAL					-114.98	114.98
Bill Pmt -Check	6619	05/28/2021	Advantage Golf Cars, Inc.	101.002 · Wells Fargo - Garage Account		-188.25
Bill	5052	05/27/2021		534.037 · Security Services	-56.47	188.25
				534.037 · Security Services	-131.78	439.26
TOTAL					-188.25	627.51
Bill Pmt -Check	6620	05/28/2021	Allied Universal	101.002 · Wells Fargo - Garage Account		-20,379.51
Bill	11300521	05/27/2021		534.037 · Security Services	-6,113.85	20,379.51
				534.037 · Security Services	-14,265.66	47,552.19
TOTAL					-20,379.51	67,931.70
Bill Pmt -Check	6621	05/28/2021	CJ Power Inc.	101.002 · Wells Fargo - Garage Account		-7,992.50
Bill	2002	05/27/2021		538.035 · NB roof LED retrofit	-7,992.50	7,992.50
TOTAL					-7,992.50	7,992.50
Bill Pmt -Check	6622	05/28/2021	Interstate Cleaning Corporation	101.002 · Wells Fargo - Garage Account		-733.23
Bill	9176532-IN	05/27/2021		546.001 · R&M - General	-733.23	733.23
TOTAL					-733.23	733.23
Bill Pmt -Check	6623	05/28/2021	LPS of America, Inc.	101.002 · Wells Fargo - Garage Account		-30,541.52

Midtown Miami CDD
Check Detail
 October 2020 through July 2021

Type	Num	Date	Name	Account	Paid Amount	Original Amount
Bill	123406	04/30/2021		534.030 · Contracts - Parking	-30,541.52	30,541.52
TOTAL					-30,541.52	30,541.52
Bill Pmt -Check	6624	05/28/2021	Miami Doors and Locks, INC	101.002 · Wells Fargo - Garage Account		-258.00
Bill	78124	05/27/2021		546.001 · R&M - General	-129.00	129.00
Bill	78013	05/27/2021		546.001 · R&M - General	-129.00	129.00
TOTAL					-258.00	258.00
Bill Pmt -Check	6625	05/28/2021	Prolock and Safe Corporation	101.002 · Wells Fargo - Garage Account		-145.00
Bill	6095	05/27/2021		546.001 · R&M - General	-145.00	145.00
TOTAL					-145.00	145.00
Bill Pmt -Check	6626	06/04/2021	A&A Iron Work Design LLC	101.002 · Wells Fargo - Garage Account		-620.00
Bill	043	06/03/2021		538.035 · NB roof LED retrofit	-620.00	620.00
TOTAL					-620.00	620.00
Bill Pmt -Check	6627	06/04/2021	CJ Power Inc.	101.002 · Wells Fargo - Garage Account		-5,928.95
Bill	2003	06/03/2021		538.036 · SB roof LED retrofit	-3,125.00	3,125.00
Bill	2005	06/03/2021		538.036 · SB roof LED retrofit	-105.45	105.45
Bill	2012	06/03/2021		538.035 · NB roof LED retrofit	-1,598.50	1,598.50
Bill	2013	06/03/2021		538.035 · NB roof LED retrofit	-1,100.00	1,100.00
TOTAL					-5,928.95	5,928.95
Bill Pmt -Check	6628	06/04/2021	Coastal Waste & Recycling	101.002 · Wells Fargo - Garage Account		-247.57
Bill	0000283960	06/03/2021		534.126 · Waste Removal Services	-54.47	247.57
				534.126 · Waste Removal Services	-193.10	877.73
TOTAL					-247.57	1,125.30
Bill Pmt -Check	6629	06/04/2021	Fahrenheit Propane	101.002 · Wells Fargo - Garage Account		-133.95
Bill	INV-37683	06/03/2021		546.001 · R&M - General	-84.00	84.00
Bill	INV-041973	06/03/2021		546.001 · R&M - General	-49.95	49.95
TOTAL					-133.95	133.95
Bill Pmt -Check	6630	06/04/2021	Family Fire Protection, Inc.	101.002 · Wells Fargo - Garage Account		-553.00
Bill	FF2674Q	06/03/2021		546.001 · R&M - General	-553.00	553.00

Midtown Miami CDD
Check Detail
 October 2020 through July 2021

Type	Num	Date	Name	Account	Paid Amount	Original Amount
TOTAL					-553.00	553.00
Bill Pmt -Check	6631	06/04/2021	Kings III of America, LLC	101.002 · Wells Fargo - Garage Account		-640.00
Bill	2001348	06/03/2021		541.003 · Telephone	-150.00	150.00
Bill	2010361	06/03/2021		541.003 · Telephone	-350.00	350.00
Bill	2010362	06/03/2021		541.003 · Telephone	-140.00	140.00
TOTAL					-640.00	640.00
Bill Pmt -Check	6632	06/04/2021	Kone Inc.	101.002 · Wells Fargo - Garage Account		-574.78
Bill	1158157283	06/03/2021		534.072 · Contracts - Elevator	-574.78	574.78
TOTAL					-574.78	574.78
Bill Pmt -Check	6633	06/04/2021	LPS of America, Inc.	101.002 · Wells Fargo - Garage Account		-60,000.00
Bill	123451	06/03/2021		534.030 · Contracts - Parking	-60,000.00	60,000.00
TOTAL					-60,000.00	60,000.00
Bill Pmt -Check	6634	06/04/2021	Wrathell, Hunt & Associates, LLC	101.002 · Wells Fargo - Garage Account		-1,633.25
Bill	2019-2377	06/03/2021		531.027 · Management	-1,091.16	4,978.08
				531.038 · Assessment Services	-81.94	373.84
				531.038 · Assessment Services	-357.99	1,633.25
				531.038 · Assessment Services	-91.20	416.08
				547.001 · Printing & Binding	-10.96	50.00
TOTAL					-1,633.25	7,451.25
Check	6635	06/11/2021	City of Miami -	101.002 · Wells Fargo - Garage Account		-44,291.48
				204.001 · City Tax Payable	-44,291.48	44,291.48
TOTAL					-44,291.48	44,291.48
Check	6636	06/11/2021	City of Miami -	101.002 · Wells Fargo - Garage Account		-11,562.37
				204.001 · City Tax Payable	-11,562.37	11,562.37
TOTAL					-11,562.37	11,562.37
Bill Pmt -Check	6647	06/11/2021	Budget Ace Hardware	101.002 · Wells Fargo - Garage Account		-87.57
Bill	632910	06/10/2021		551.002 · Office Supplies	-87.57	87.57
TOTAL					-87.57	87.57

Midtown Miami CDD
Check Detail
 October 2020 through July 2021

Type	Num	Date	Name	Account	Paid Amount	Original Amount
Bill Pmt -Check	6648	06/11/2021	Burca Elevator & Metal Works, Inc.	101.002 · Wells Fargo - Garage Account		-840.00
Bill	4777	06/10/2021		546.086 · R&M - Elevators	-840.00	840.00
TOTAL					-840.00	840.00
Bill Pmt -Check	6649	06/11/2021	Carolina, Reyes	101.002 · Wells Fargo - Garage Account		-190.00
Bill	061021	06/10/2021		546.022 · R&M - Equipment	-190.00	190.00
TOTAL					-190.00	190.00
Bill Pmt -Check	6650	06/11/2021	Interstate Cleaning Corporation	101.002 · Wells Fargo - Garage Account		-35,312.61
Bill	9176659-IN	06/10/2021		534.026 · Janitorial Services	-4,141.95	13,806.51
Bill	9176661-IN	06/10/2021		534.026 · Janitorial Services	-9,664.56	32,215.18
					-21,506.10	21,506.10
TOTAL					-35,312.61	67,527.79
Bill Pmt -Check	6651	06/11/2021	Killowatts Electric & Lighting Supply	101.002 · Wells Fargo - Garage Account		-419.25
Bill	0620733-IN	06/10/2021		546.020 · R&M - Electrical	-126.75	126.75
Bill	0620734-IN	06/10/2021		546.020 · R&M - Electrical	-292.50	292.50
TOTAL					-419.25	419.25
Bill Pmt -Check	6652	06/11/2021	Kone Inc.	101.002 · Wells Fargo - Garage Account		-3,950.00
Bill	959882213	06/10/2021		534.072 · Contracts - Elevator	-3,950.00	3,950.00
TOTAL					-3,950.00	3,950.00
Bill Pmt -Check	6653	06/11/2021	MG Tech Inc.	101.002 · Wells Fargo - Garage Account		-84.00
Bill	3930	06/10/2021		534.081 · Contracts - Air Conditioning	-25.20	84.00
				534.081 · Contracts - Air Conditioning	-58.80	196.00
TOTAL					-84.00	280.00
Bill Pmt -Check	6654	06/11/2021	Omar Electrical Contractor Corp.	101.002 · Wells Fargo - Garage Account		-2,429.25
Bill	5282021-2	06/10/2021		546.020 · R&M - Electrical	-2,429.25	2,429.25
TOTAL					-2,429.25	2,429.25
Bill Pmt -Check	6655	06/11/2021	Staples Credit Plan	101.002 · Wells Fargo - Garage Account		-195.83
Bill	9832876790	06/10/2021		551.002 · Office Supplies	-195.83	195.83
TOTAL					-195.83	195.83

Midtown Miami CDD
Check Detail
 October 2020 through July 2021

Type	Num	Date	Name	Account	Paid Amount	Original Amount
Bill Pmt -Check	6656	06/11/2021	US Bank National Association	101.002 · Wells Fargo - Garage Account		-13,630.38
Bill	6138223	06/10/2021		531.045 · Trustee Fees	-13,630.38	13,630.38
TOTAL					-13,630.38	13,630.38
Bill Pmt -Check	6657	06/11/2021	Venturita LLC	101.002 · Wells Fargo - Garage Account		-390.00
Bill	2019100	06/10/2021		546.020 · R&M - Electrical	-390.00	390.00
TOTAL					-390.00	390.00
Bill Pmt -Check	6658	06/11/2021	Veracomca	101.002 · Wells Fargo - Garage Account		-2,300.00
Bill	2102	06/10/2021		551.005 · Office Equipment	-2,300.00	2,300.00
TOTAL					-2,300.00	2,300.00
Check	6659	06/18/2021	Wells Fargo	101.002 · Wells Fargo - Garage Account		-2,504.09
				2040300 · Credit Card - Wells Fargo MC	-2,504.09	2,504.09
TOTAL					-2,504.09	2,504.09
Bill Pmt -Check	6660	06/18/2021	1000Bulbs.com	101.002 · Wells Fargo - Garage Account		-1,605.60
Bill	W02732140	06/17/2021		546.020 · R&M - Electrical	-1,605.60	1,605.60
TOTAL					-1,605.60	1,605.60
Bill Pmt -Check	6661	06/18/2021	BeefreeMedia	101.002 · Wells Fargo - Garage Account		-6,173.56
Bill	410755	06/17/2021		549.916 · Sign, Direct, Banner, Beauty	-1,934.56	1,934.56
Bill	410754	06/17/2021		549.916 · Sign, Direct, Banner, Beauty	-4,239.00	4,239.00
TOTAL					-6,173.56	6,173.56
Bill Pmt -Check	6662	06/18/2021	Budget Ace Hardware	101.002 · Wells Fargo - Garage Account		-514.57
Bill	633182	06/17/2021		551.002 · Office Supplies	-165.26	165.26
Bill	633038	06/17/2021		551.002 · Office Supplies	-349.31	349.31
TOTAL					-514.57	514.57
Bill Pmt -Check	6663	06/18/2021	Fowler and Sons Construction, LLC	101.002 · Wells Fargo - Garage Account		-19,980.00
Bill	1913	06/17/2021		538.039 · Façade repair	-19,980.00	19,980.00
TOTAL					-19,980.00	19,980.00

Midtown Miami CDD
Check Detail
 October 2020 through July 2021

Type	Num	Date	Name	Account	Paid Amount	Original Amount
Bill Pmt -Check	6664	06/18/2021	Killowatts Electric & Lighting Supply	101.002 · Wells Fargo - Garage Account		-983.55
Bill	0623376-IN	06/17/2021		546.020 · R&M - Electrical	-735.00	735.00
Bill	0623397-IN	06/17/2021		546.020 · R&M - Electrical	-13.90	13.90
Bill	0623271-IN	06/17/2021		546.020 · R&M - Electrical	-51.80	51.80
Bill	0623954-IN	06/17/2021		546.020 · R&M - Electrical	-182.85	182.85
TOTAL					-983.55	983.55
Bill Pmt -Check	6665	06/18/2021	Paradyme	101.002 · Wells Fargo - Garage Account		-372.50
Bill	24504	06/17/2021		534.072 · Contracts - Elevator	-372.50	372.50
TOTAL					-372.50	372.50
Bill Pmt -Check	6666	06/18/2021	Safeguard Business Systems	101.002 · Wells Fargo - Garage Account		-172.44
Bill	034578824	06/17/2021		551.002 · Office Supplies	-172.44	172.44
TOTAL					-172.44	172.44
Bill Pmt -Check	6667	06/18/2021	Venturita LLC	101.002 · Wells Fargo - Garage Account		-1,037.58
Bill	2019103	06/17/2021		546.020 · R&M - Electrical	-387.58	387.58
Bill	2019104	06/17/2021		546.020 · R&M - Electrical	-650.00	650.00
TOTAL					-1,037.58	1,037.58
Bill Pmt -Check	6668	06/25/2021	Advantage Golf Cars, Inc.	101.002 · Wells Fargo - Garage Account		-54.39
Bill	5718	06/24/2021		534.037 · Security Services	-16.32	54.39
				534.037 · Security Services	-38.07	126.91
TOTAL					-54.39	181.30
Bill Pmt -Check	6669	06/25/2021	Air Esscentials, Inc.	101.002 · Wells Fargo - Garage Account		-100.00
Bill	133049	06/24/2021		546.001 · R&M - General	-100.00	100.00
TOTAL					-100.00	100.00
Bill Pmt -Check	6670	06/25/2021	Allied Universal	101.002 · Wells Fargo - Garage Account		-21,046.68
Bill	11405596	06/24/2021		534.037 · Security Services	-6,314.00	21,046.68
				534.037 · Security Services	-14,732.68	49,108.92
TOTAL					-21,046.68	70,155.60
Bill Pmt -Check	6671	06/25/2021	BeefreeMedia	101.002 · Wells Fargo - Garage Account		-33,274.92
Bill	410750	06/24/2021		549.916 · Sign, Direct, Banner, Beauty	-11,313.40	11,313.40

Midtown Miami CDD
Check Detail
 October 2020 through July 2021

Type	Num	Date	Name	Account	Paid Amount	Original Amount
Bill	410752	06/24/2021		549.916 · Sign, Direct, Banner, Beauty	-7,790.00	7,790.00
Bill	410751	06/24/2021		549.916 · Sign, Direct, Banner, Beauty	-9,080.28	9,080.28
Bill	410753	06/24/2021		549.916 · Sign, Direct, Banner, Beauty	-5,091.24	5,091.24
TOTAL					-33,274.92	33,274.92
Bill Pmt -Check	6672	06/25/2021	Budget Ace Hardware	101.002 · Wells Fargo - Garage Account		-191.09
Bill	633312	06/24/2021		551.002 · Office Supplies	-191.09	191.09
TOTAL					-191.09	191.09
Bill Pmt -Check	6673	06/25/2021	Fahrenheit Propane	101.002 · Wells Fargo - Garage Account		-56.00
Bill	INV-42802	06/24/2021		546.001 · R&M - General	-56.00	56.00
TOTAL					-56.00	56.00
Bill Pmt -Check	6674	06/25/2021	Grainger	101.002 · Wells Fargo - Garage Account		-145.05
Bill	9935157736	06/24/2021		551.002 · Office Supplies	-40.65	40.65
Bill	9933946296	06/24/2021		551.002 · Office Supplies	-104.40	104.40
TOTAL					-145.05	145.05
Bill Pmt -Check	6675	06/25/2021	LPS of America, Inc.	101.002 · Wells Fargo - Garage Account		-32,908.89
Bill	124043	05/31/2021		534.030 · Contracts - Parking	-32,908.89	32,908.89
TOTAL					-32,908.89	32,908.89
Bill Pmt -Check	6676	06/25/2021	South Florida Elevator Inspectors	101.002 · Wells Fargo - Garage Account		-240.00
Bill	6546	06/24/2021		534.072 · Contracts - Elevator	-240.00	240.00
TOTAL					-240.00	240.00
Bill Pmt -Check	6677	06/25/2021	Sprinklermatic Fire Protection Systems	101.002 · Wells Fargo - Garage Account		-625.00
Bill	21341	06/24/2021		546.001 · R&M - General	-625.00	625.00
TOTAL					-625.00	625.00
Bill Pmt -Check	6678	06/25/2021	The Sherwin Williams Co.	101.002 · Wells Fargo - Garage Account		-1,289.73
Bill	1504-5	06/24/2021		546.001 · R&M - General	-1,214.80	1,214.80
Bill	1525-0	06/24/2021		546.001 · R&M - General	-74.93	74.93
TOTAL					-1,289.73	1,289.73
Bill Pmt -Check	6679	06/25/2021	Venturita LLC	101.002 · Wells Fargo - Garage Account		-240.00

Midtown Miami CDD
Check Detail
 October 2020 through July 2021

Type	Num	Date	Name	Account	Paid Amount	Original Amount
Bill	2019106	06/24/2021		546.020 · R&M - Electrical	-240.00	240.00
TOTAL					-240.00	240.00
Bill Pmt -Check	6680	06/25/2021	Veracomca	101.002 · Wells Fargo - Garage Account		-1,835.00
Bill	3302	06/24/2021		549.900 · Misc - Contingency	-385.00	385.00
Bill	3301	06/24/2021		549.911 · Misc - Security Enhancements	-1,450.00	1,450.00
TOTAL					-1,835.00	1,835.00
Check	6681	07/02/2021	Qnode	101.002 · Wells Fargo - Garage Account		-450.00
				549.916 · Sign, Direct, Banner, Beauty	-450.00	450.00
TOTAL					-450.00	450.00
Bill Pmt -Check	6682	07/02/2021	Advantage Golf Cars, Inc.	101.002 · Wells Fargo - Garage Account		-188.25
Bill	6055	07/01/2021		534.037 · Security Services	-56.47	188.25
				534.037 · Security Services	-131.78	439.26
TOTAL					-188.25	627.51
Bill Pmt -Check	6683	07/02/2021	BeefreeMedia	101.002 · Wells Fargo - Garage Account		-1,955.70
Bill	410531	07/01/2021		549.916 · Sign, Direct, Banner, Beauty	-893.70	893.70
Bill	410756	07/01/2021		549.916 · Sign, Direct, Banner, Beauty	-247.00	247.00
Bill	410672	07/01/2021		549.916 · Sign, Direct, Banner, Beauty	-815.00	815.00
TOTAL					-1,955.70	1,955.70
Bill Pmt -Check	6684	07/02/2021	Budget Ace Hardware	101.002 · Wells Fargo - Garage Account		-161.97
Bill	633501	07/01/2021		551.002 · Office Supplies	-18.36	18.36
Bill	633484	07/01/2021		551.002 · Office Supplies	-143.61	143.61
TOTAL					-161.97	161.97
Bill Pmt -Check	6685	07/02/2021	Digital Assurance Certification, LLC.	101.002 · Wells Fargo - Garage Account		-1,000.00
Bill	54197	07/01/2021		531.046 · Dissemination Agent	-1,000.00	1,000.00
TOTAL					-1,000.00	1,000.00
Bill Pmt -Check	6686	07/02/2021	Kings III of America, LLC	101.002 · Wells Fargo - Garage Account		-490.00
Bill	2029641	07/01/2021		541.003 · Telephone	-140.00	140.00
Bill	2029640	07/01/2021		541.003 · Telephone	-350.00	350.00

Midtown Miami CDD
Check Detail
 October 2020 through July 2021

Type	Num	Date	Name	Account	Paid Amount	Original Amount
TOTAL					-490.00	490.00
Bill Pmt -Check	6687	07/02/2021	Lightworks, Inc.	101.002 · Wells Fargo - Garage Account		-1,904.00
Bill	05611	07/01/2021		538.036 · SB roof LED retrofit	-1,904.00	1,904.00
TOTAL					-1,904.00	1,904.00
Bill Pmt -Check	6688	07/02/2021	LLS Tax Solutions Inc.	101.002 · Wells Fargo - Garage Account		-500.00
Bill	002331	07/01/2021		531.002 · Arbitrage Rebate	-500.00	500.00
TOTAL					-500.00	500.00
Bill Pmt -Check	6689	07/02/2021	LPS of America, Inc.	101.002 · Wells Fargo - Garage Account		-60,000.00
Bill	124180	07/01/2021		534.030 · Contracts - Parking	-60,000.00	60,000.00
TOTAL					-60,000.00	60,000.00
Bill Pmt -Check	6690	07/02/2021	MG Tech Inc.	101.002 · Wells Fargo - Garage Account		-84.00
Bill	3948	07/01/2021		534.081 · Contracts - Air Conditioning	-25.20	84.00
				534.081 · Contracts - Air Conditioning	-58.80	196.00
TOTAL					-84.00	280.00
Check	6691	07/13/2021	City of Miami -	101.002 · Wells Fargo - Garage Account		-11,239.76
				204.001 · City Tax Payable	-11,239.76	11,239.76
TOTAL					-11,239.76	11,239.76
Check	6692	07/13/2021	City of Miami -	101.002 · Wells Fargo - Garage Account		-43,164.68
				204.001 · City Tax Payable	-43,164.68	43,164.68
TOTAL					-43,164.68	43,164.68
Bill Pmt -Check	6693	07/09/2021	BeefreeMedia	101.002 · Wells Fargo - Garage Account		-21,672.00
Bill	410808	07/08/2021		546.012 · R&M - Buildings	-12,600.00	12,600.00
Bill	410807	07/08/2021		546.012 · R&M - Buildings	-9,072.00	9,072.00
TOTAL					-21,672.00	21,672.00
Bill Pmt -Check	6694	07/09/2021	CJ Power Inc.	101.002 · Wells Fargo - Garage Account		-6,685.00
Bill	2044	07/08/2021		546.020 · R&M - Electrical	-850.00	850.00
Bill	2047	07/08/2021		546.020 · R&M - Electrical	-210.00	210.00

Midtown Miami CDD
Check Detail
 October 2020 through July 2021

Type	Num	Date	Name	Account	Paid Amount	Original Amount
Bill	2045	07/08/2021		546.020 · R&M - Electrical	-2,150.00	2,150.00
Bill	2046	07/08/2021		546.020 · R&M - Electrical	-1,050.00	1,050.00
Bill	2043	07/08/2021		538.036 · SB roof LED retrofit	-1,800.00	1,800.00
Bill	2038	07/08/2021		538.036 · SB roof LED retrofit	-625.00	625.00
TOTAL					-6,685.00	6,685.00
Bill Pmt -Check	6695	07/09/2021	Coastal Waste & Recycling	101.002 · Wells Fargo - Garage Account		-247.57
Bill	0000296805	07/08/2021		534.126 · Waste Removal Services	-54.47	247.57
				534.126 · Waste Removal Services	-193.10	877.73
TOTAL					-247.57	1,125.30
Bill Pmt -Check	6696	07/09/2021	Heavenly Gates	101.002 · Wells Fargo - Garage Account		-7,700.00
Bill	21-407	07/08/2021		546.001 · R&M - General	-7,700.00	7,700.00
TOTAL					-7,700.00	7,700.00
Bill Pmt -Check	6697	07/09/2021	Interstate Cleaning Corporation	101.002 · Wells Fargo - Garage Account		-35,312.61
Bill	9176982-IN	07/08/2021		534.026 · Janitorial Services	-21,506.10	21,506.10
Bill	9176980-IN	07/08/2021		534.026 · Janitorial Services	-4,141.95	13,806.51
				534.026 · Janitorial Services	-9,664.56	32,215.18
TOTAL					-35,312.61	67,527.79
Bill Pmt -Check	6698	07/09/2021	Kone Inc.	101.002 · Wells Fargo - Garage Account		-3,950.00
Bill	959908797	07/08/2021		534.072 · Contracts - Elevator	-3,950.00	3,950.00
TOTAL					-3,950.00	3,950.00
Bill Pmt -Check	6699	07/09/2021	MG Tech Inc.	101.002 · Wells Fargo - Garage Account		-400.00
Bill	3985	07/08/2021		546.004 · R&M - Air Conditioning	-400.00	400.00
TOTAL					-400.00	400.00
Bill Pmt -Check	6700	07/09/2021	Paradyme	101.002 · Wells Fargo - Garage Account		-230.00
Bill	24571	07/08/2021		546.022 · R&M - Equipment	-230.00	230.00
TOTAL					-230.00	230.00
Bill Pmt -Check	6701	07/09/2021	Right O' Way Backflow Inc	101.002 · Wells Fargo - Garage Account		-75.00
Bill	I10701361	07/08/2021		546.001 · R&M - General	-75.00	75.00
TOTAL					-75.00	75.00

Midtown Miami CDD
Check Detail
 October 2020 through July 2021

Type	Num	Date	Name	Account	Paid Amount	Original Amount
Bill Pmt -Check	6702	07/09/2021	Wrathell, Hunt & Associates, LLC	101.002 · Wells Fargo - Garage Account		-1,633.25
Bill	2019-2479	07/08/2021		531.027 · Management	-1,091.16	4,978.08
				531.038 · Assessment Services	-81.94	373.84
				531.038 · Assessment Services	-357.99	1,633.25
				531.038 · Assessment Services	-91.20	416.08
				547.001 · Printing & Binding	-10.96	50.00
TOTAL					-1,633.25	7,451.25
Bill Pmt -Check	6703	07/23/2021	Air Esscentials, Inc.	101.002 · Wells Fargo - Garage Account		-100.00
Bill	135013	07/22/2021		546.001 · R&M - General	-100.00	100.00
TOTAL					-100.00	100.00
Bill Pmt -Check	6704	07/23/2021	Allied Universal	101.002 · Wells Fargo - Garage Account		-20,025.86
Bill	11509198	07/22/2021		534.037 · Security Services	-6,007.76	20,025.86
				534.037 · Security Services	-14,018.10	46,727.01
TOTAL					-20,025.86	66,752.87
Bill Pmt -Check	6705	07/23/2021	BeefreeMedia	101.002 · Wells Fargo - Garage Account		-9,905.00
Bill	410839	07/22/2021		546.086 · R&M - Elevators	-8,673.00	8,673.00
Bill	410840	07/22/2021		546.012 · R&M - Buildings	-1,232.00	1,232.00
TOTAL					-9,905.00	9,905.00
Bill Pmt -Check	6706	07/23/2021	Budget Ace Hardware	101.002 · Wells Fargo - Garage Account		-235.71
Bill	634052	07/22/2021		551.002 · Office Supplies	-61.52	61.52
Bill	634076	07/22/2021		551.002 · Office Supplies	-174.19	174.19
TOTAL					-235.71	235.71
Bill Pmt -Check	6707	07/23/2021	Fahrenheit Propane	101.002 · Wells Fargo - Garage Account		-77.95
Bill	INV-043155	07/22/2021		546.001 · R&M - General	-77.95	77.95
TOTAL					-77.95	77.95
Bill Pmt -Check	6708	07/23/2021	Kone Inc.	101.002 · Wells Fargo - Garage Account		-279.74
Bill	1158179916	07/22/2021		534.072 · Contracts - Elevator	-279.74	279.74
TOTAL					-279.74	279.74
Bill Pmt -Check	6709	07/23/2021	Miami Doors and Locks, INC	101.002 · Wells Fargo - Garage Account		-127.00

4:13 PM

08/25/21

Midtown Miami CDD
Check Detail
 October 2020 through July 2021

Type	Num	Date	Name	Account	Paid Amount	Original Amount
Bill	78626	07/22/2021		546.001 · R&M - General	-127.00	127.00
TOTAL					-127.00	127.00
Bill Pmt -Check	6710	07/23/2021	Qnode	101.002 · Wells Fargo - Garage Account		-700.00
Bill	0000532	07/22/2021		549.916 · Sign, Direct, Banner, Beauty	-275.00	275.00
Bill	0000533	07/22/2021		546.022 · R&M - Equipment	-425.00	425.00
TOTAL					-700.00	700.00
Bill Pmt -Check	6711	07/23/2021	Staples Credit Plan	101.002 · Wells Fargo - Garage Account		-63.36
Bill	9834129134	07/22/2021		551.002 · Office Supplies	-63.36	63.36
TOTAL					-63.36	63.36
Bill Pmt -Check	6712	07/23/2021	Venturita LLC	101.002 · Wells Fargo - Garage Account		-135.00
Bill	2019113	07/22/2021		546.020 · R&M - Electrical	-45.00	45.00
Bill	2019109	07/22/2021		546.020 · R&M - Electrical	-90.00	90.00
TOTAL					-135.00	135.00
Bill Pmt -Check	6713	07/23/2021	Veracomca	101.002 · Wells Fargo - Garage Account		-2,820.00
Bill	3308	07/22/2021		546.020 · R&M - Electrical	-2,500.00	2,500.00
Bill	3312	07/22/2021		546.022 · R&M - Equipment	-320.00	320.00
TOTAL					-2,820.00	2,820.00
Bill Pmt -Check	6714	07/30/2021	Interstate Cleaning Corporation	101.002 · Wells Fargo - Garage Account		-1,040.69
Bill	9177152-IN	07/29/2021		546.001 · R&M - General	-1,040.69	1,040.69
TOTAL					-1,040.69	1,040.69
Bill Pmt -Check	6715	07/30/2021	Killowatts Electric & Lighting Supply	101.002 · Wells Fargo - Garage Account		-311.50
Bill	0627896-IN	07/29/2021		546.020 · R&M - Electrical	-311.50	311.50
TOTAL					-311.50	311.50
Bill Pmt -Check	6716	07/30/2021	LPS of America, Inc.	101.002 · Wells Fargo - Garage Account		-51,219.55
Bill	124778	06/30/2021		534.030 · Contracts - Parking	-51,219.55	51,219.55
TOTAL					-51,219.55	51,219.55
Liability Check	2152598	06/11/2021	IRS	101.007 · Wells Fargo Operating-8388		-2,186.60

Midtown Miami CDD
Check Detail
 October 2020 through July 2021

Type	Num	Date	Name	Account	Paid Amount	Original Amount
				202.500 · FWT Payable	-658.00	658.00
				202.501 · FICA Payable	-144.87	144.87
				202.501 · FICA Payable	-144.87	144.87
				202.501 · FICA Payable	-619.43	619.43
				202.501 · FICA Payable	-619.43	619.43
TOTAL					-2,186.60	2,186.60
Liability Check	12128113	03/05/2021	IRS	101.007 · Wells Fargo Operating-8388		-2,018.58
				202.500 · FWT Payable	-621.00	621.00
				202.501 · FICA Payable	-132.44	132.44
				202.501 · FICA Payable	-132.44	132.44
				202.501 · FICA Payable	-566.35	566.35
				202.501 · FICA Payable	-566.35	566.35
TOTAL					-2,018.58	2,018.58
Liability Check	20324066	10/02/2020	IRS	101.007 · Wells Fargo Operating-8388		-2,111.10
				202.500 · FWT Payable	-635.00	635.00
				202.501 · FICA Payable	-139.89	139.89
				202.501 · FICA Payable	-139.89	139.89
				202.501 · FICA Payable	-598.16	598.16
				202.501 · FICA Payable	-598.16	598.16
TOTAL					-2,111.10	2,111.10
Liability Check	23091484	02/19/2021	IRS	101.007 · Wells Fargo Operating-8388		-2,018.62
				202.500 · FWT Payable	-621.00	621.00
				202.501 · FICA Payable	-132.46	132.46
				202.501 · FICA Payable	-132.46	132.46
				202.501 · FICA Payable	-566.35	566.35
				202.501 · FICA Payable	-566.35	566.35
TOTAL					-2,018.62	2,018.62
Liability Check	25237011	03/19/2021	IRS	101.007 · Wells Fargo Operating-8388		-2,018.62
				202.500 · FWT Payable	-621.00	621.00
				202.501 · FICA Payable	-132.46	132.46
				202.501 · FICA Payable	-132.46	132.46
				202.501 · FICA Payable	-566.35	566.35
				202.501 · FICA Payable	-566.35	566.35
TOTAL					-2,018.62	2,018.62
Liability Check	30758345	05/28/2021	IRS	101.007 · Wells Fargo Operating-8388		-2,186.62
				202.500 · FWT Payable	-658.00	658.00

4:13 PM

08/25/21

Midtown Miami CDD
Check Detail
 October 2020 through July 2021

Type	Num	Date	Name	Account	Paid Amount	Original Amount
				202.501 · FICA Payable	-144.86	144.86
				202.501 · FICA Payable	-144.86	144.86
				202.501 · FICA Payable	-619.45	619.45
				202.501 · FICA Payable	-619.45	619.45
TOTAL					-2,186.62	2,186.62
Liability Check	40376037	11/27/2020	IRS	101.007 · Wells Fargo Operating-8388		-2,204.60
				202.500 · FWT Payable	-676.00	676.00
				202.501 · FICA Payable	-144.87	144.87
				202.501 · FICA Payable	-144.87	144.87
				202.501 · FICA Payable	-619.43	619.43
				202.501 · FICA Payable	-619.43	619.43
TOTAL					-2,204.60	2,204.60
Bill Pmt -Check	40376038	12/04/2020	ALES GROUP	101.007 · Wells Fargo Operating-8388		0.00
TOTAL					0.00	0.00
Liability Check	41832050	12/11/2020	IRS	101.007 · Wells Fargo Operating-8388		-2,204.64
				202.500 · FWT Payable	-676.00	676.00
				202.501 · FICA Payable	-144.87	144.87
				202.501 · FICA Payable	-144.87	144.87
				202.501 · FICA Payable	-619.45	619.45
				202.501 · FICA Payable	-619.45	619.45
TOTAL					-2,204.64	2,204.64
Liability Check	42398467	04/16/2021	IRS	101.007 · Wells Fargo Operating-8388		-2,018.58
				202.500 · FWT Payable	-621.00	621.00
				202.501 · FICA Payable	-132.44	132.44
				202.501 · FICA Payable	-132.44	132.44
				202.501 · FICA Payable	-566.35	566.35
				202.501 · FICA Payable	-566.35	566.35
TOTAL					-2,018.58	2,018.58
Liability Check	43238137	07/23/2021	IRS	101.007 · Wells Fargo Operating-8388		-2,186.66
				202.500 · FWT Payable	-658.00	658.00
				202.501 · FICA Payable	-144.88	144.88
				202.501 · FICA Payable	-144.88	144.88
				202.501 · FICA Payable	-619.45	619.45
				202.501 · FICA Payable	-619.45	619.45
TOTAL					-2,186.66	2,186.66
Liability Check	52176695	10/16/2020	IRS	101.007 · Wells Fargo Operating-8388		-2,111.16

4:13 PM

08/25/21

Midtown Miami CDD
Check Detail
 October 2020 through July 2021

Type	Num	Date	Name	Account	Paid Amount	Original Amount
				202.500 · FWT Payable	-635.00	635.00
				202.501 · FICA Payable	-139.90	139.90
				202.501 · FICA Payable	-139.90	139.90
				202.501 · FICA Payable	-598.18	598.18
				202.501 · FICA Payable	-598.18	598.18
TOTAL					-2,111.16	2,111.16
Liability Check	53267840	11/13/2020	IRS	101.007 · Wells Fargo Operating-8388		-2,204.64
				202.500 · FWT Payable	-676.00	676.00
				202.501 · FICA Payable	-144.87	144.87
				202.501 · FICA Payable	-144.87	144.87
				202.501 · FICA Payable	-619.45	619.45
				202.501 · FICA Payable	-619.45	619.45
TOTAL					-2,204.64	2,204.64
Liability Check	54182558	04/29/2021	IRS	101.007 · Wells Fargo Operating-8388		-61.20
				202.501 · FICA Payable	-5.80	5.80
				202.501 · FICA Payable	-5.80	5.80
				202.501 · FICA Payable	-24.80	24.80
				202.501 · FICA Payable	-24.80	24.80
TOTAL					-61.20	61.20
Liability Check	54563373	05/14/2021	IRS	101.007 · Wells Fargo Operating-8388		-2,186.60
				202.500 · FWT Payable	-658.00	658.00
				202.501 · FICA Payable	-144.87	144.87
				202.501 · FICA Payable	-144.87	144.87
				202.501 · FICA Payable	-619.43	619.43
				202.501 · FICA Payable	-619.43	619.43
TOTAL					-2,186.60	2,186.60
Liability Check	55980274	02/05/2021	IRS	101.007 · Wells Fargo Operating-8388		-2,018.64
				202.500 · FWT Payable	-621.00	621.00
				202.501 · FICA Payable	-132.46	132.46
				202.501 · FICA Payable	-132.46	132.46
				202.501 · FICA Payable	-566.36	566.36
				202.501 · FICA Payable	-566.36	566.36
TOTAL					-2,018.64	2,018.64
Liability Check	60912409	04/30/2021	IRS	101.007 · Wells Fargo Operating-8388		-2,186.64
				202.500 · FWT Payable	-658.00	658.00
				202.501 · FICA Payable	-144.88	144.88

Midtown Miami CDD
Check Detail
 October 2020 through July 2021

Type	Num	Date	Name	Account	Paid Amount	Original Amount
				202.501 · FICA Payable	-144.88	144.88
				202.501 · FICA Payable	-619.44	619.44
				202.501 · FICA Payable	-619.44	619.44
TOTAL					-2,186.64	2,186.64
Liability Check	70975285	12/24/2020	IRS	101.007 · Wells Fargo Operating-8388		-91.80
				202.501 · FICA Payable	-8.70	8.70
				202.501 · FICA Payable	-8.70	8.70
				202.501 · FICA Payable	-37.20	37.20
				202.501 · FICA Payable	-37.20	37.20
TOTAL					-91.80	91.80
Liability Check	74796981	04/02/2021	IRS	101.007 · Wells Fargo Operating-8388		-2,018.64
				202.500 · FWT Payable	-621.00	621.00
				202.501 · FICA Payable	-132.46	132.46
				202.501 · FICA Payable	-132.46	132.46
				202.501 · FICA Payable	-566.36	566.36
				202.501 · FICA Payable	-566.36	566.36
TOTAL					-2,018.64	2,018.64
Liability Check	75292603	01/08/2021	IRS	101.007 · Wells Fargo Operating-8388		-2,200.64
				202.500 · FWT Payable	-672.00	672.00
				202.501 · FICA Payable	-144.88	144.88
				202.501 · FICA Payable	-144.88	144.88
				202.501 · FICA Payable	-619.44	619.44
				202.501 · FICA Payable	-619.44	619.44
TOTAL					-2,200.64	2,200.64
Liability Check	75576337	10/30/2020	IRS	101.007 · Wells Fargo Operating-8388		-2,204.58
				202.500 · FWT Payable	-676.00	676.00
				202.501 · FICA Payable	-144.86	144.86
				202.501 · FICA Payable	-144.86	144.86
				202.501 · FICA Payable	-619.43	619.43
				202.501 · FICA Payable	-619.43	619.43
TOTAL					-2,204.58	2,204.58
Liability Check	75965466	11/13/2020	IRS	101.007 · Wells Fargo Operating-8388		-3,152.46
				202.500 · FWT Payable	-1,221.00	1,221.00
				202.501 · FICA Payable	-183.05	183.05
				202.501 · FICA Payable	-183.05	183.05
				202.501 · FICA Payable	-782.68	782.68
				202.501 · FICA Payable	-782.68	782.68

Midtown Miami CDD
Check Detail
 October 2020 through July 2021

Type	Num	Date	Name	Account	Paid Amount	Original Amount
TOTAL					-3,152.46	3,152.46
Liability Check	85086297	07/09/2021	IRS	101.007 · Wells Fargo Operating-8388		-2,186.60
				202.500 · FWT Payable	-658.00	658.00
				202.501 · FICA Payable	-144.86	144.86
				202.501 · FICA Payable	-144.86	144.86
				202.501 · FICA Payable	-619.44	619.44
				202.501 · FICA Payable	-619.44	619.44
TOTAL					-2,186.60	2,186.60
Liability Check	91702891	01/22/2021	IRS	101.007 · Wells Fargo Operating-8388		-2,018.58
				202.500 · FWT Payable	-621.00	621.00
				202.501 · FICA Payable	-132.44	132.44
				202.501 · FICA Payable	-132.44	132.44
				202.501 · FICA Payable	-566.35	566.35
				202.501 · FICA Payable	-566.35	566.35
TOTAL					-2,018.58	2,018.58
Liability Check	92542448	12/24/2020	IRS	101.007 · Wells Fargo Operating-8388		-2,204.60
				202.500 · FWT Payable	-676.00	676.00
				202.501 · FICA Payable	-144.87	144.87
				202.501 · FICA Payable	-144.87	144.87
				202.501 · FICA Payable	-619.43	619.43
				202.501 · FICA Payable	-619.43	619.43
TOTAL					-2,204.60	2,204.60
Liability Check	715889427	11/12/2020	IRS	101.007 · Wells Fargo Operating-8388		-91.80
				202.501 · FICA Payable	-8.70	8.70
				202.501 · FICA Payable	-8.70	8.70
				202.501 · FICA Payable	-37.20	37.20
				202.501 · FICA Payable	-37.20	37.20
TOTAL					-91.80	91.80
Liability Check	57671621065	06/25/2021	IRS	101.007 · Wells Fargo Operating-8388		-2,186.62
				202.500 · FWT Payable	-658.00	658.00
				202.501 · FICA Payable	-144.87	144.87
				202.501 · FICA Payable	-144.87	144.87
				202.501 · FICA Payable	-619.44	619.44
				202.501 · FICA Payable	-619.44	619.44
TOTAL					-2,186.62	2,186.62

**MIDTOWN MIAMI
COMMUNITY DEVELOPMENT DISTRICT**

9

DRAFT

**MINUTES OF MEETING
MIDTOWN MIAMI
COMMUNITY DEVELOPMENT DISTRICT**

The Board of Supervisors of the Midtown Miami Community Development District held a Regular Meeting on June 8, 2021 at 2:00 p.m., at the offices of the CDD, Shops at Midtown Miami, 3401 N. Miami Avenue, 2nd floor parking garage, Suite 132, Miami, Florida 33127.

Present and constituting a quorum were:

Joseph Padula	Chair
Kiahna Perez	Assistant Secretary
Pietro Riccobono	Assistant Secretary

Also present were:

Cindy Cerbone	District Manager
Daniel Rom	Wrathell, Hunt and Associates, LLC (WHA)
Jamie Sanchez	Wrathell, Hunt and Associates, LLC (WHA)
Ginger Wald	District Counsel
Juan Alvarez (via telephone)	District Engineer
Deborah Samuel	Operations Manager

FIRST ORDER OF BUSINESS

Call to Order/Roll Call

Ms. Cerbone called the meeting to order at 2:06 p.m.

The meeting was held on the second floor of the parking garage, adjacent to the regular meeting room. Notice was posted on the door to the regular meeting room for any members of the public wishing to attend.

Supervisors Padula, Perez and Riccobono were present. Supervisors Miranda and Vadia were not present.

SECOND ORDER OF BUSINESS

Public Comments

There being no public comments, the next item followed.

38 **THIRD ORDER OF BUSINESS**39 **Consideration of Resolution 2021-04,**
40 **Approving Proposed Budgets for Fiscal**
41 **Year 2021/2022 and Setting a Public**
42 **Hearing Thereon Pursuant to Florida Law;**
43 **Addressing Transmittal, Posting and**
44 **Publication Requirements; Addressing**
45 **Severability; and Providing an Effective**
46 **Date**

47 Ms. Cerbone presented Resolution 2021-04. She explained the annual budget
48 preparation, deliberation, public hearing and adoption process and reviewed the proposed
49 Fiscal Year 2022 budget, highlighting any line item increases, decreases and adjustments,
50 compared to the Fiscal Year 2021 budget, and explained the reasons for any adjustments.

51 Ms. Cerbone discussed the upcoming \$650,000 Capital Expenditure for a waterproofing
52 membrane in the parking garage. Ms. Samuel stated that completion of warranty work and an
53 additional coating would extend the warranty another five years. Mr. Alvarez stated he
54 believed that \$650,000 was a reasonable amount to budget for the expenditure. Ms. Cerbone
55 stated that, while the cost for “Capital outlay-NB waterproofing membrane” line item must be
56 budgeted, it would be important to monitor revenues and expenditures to minimize the budget
57 shortfall.

58 Discussion ensued regarding the possibility of a short-term loan. Ms. Cerbone stated
59 Staff would carefully watch and plan for the expenditure and present financing options, if there
60 would be a severe shortfall. Ms. Samuel stated she would schedule other expenses and
61 projects to minimize the budgetary effects.

62 Ms. Cerbone noted the operating loss nearly equaled the waterproofing membrane
63 expenditure. She discussed ongoing conversations and issues related to TIF funds that the City
64 and the CRA owe to the CDD and stated that discussions were ongoing and documents would
65 take considerable time to review. Given that, for the last two years, the CDD only received TIF
66 funds for the required debt service payments, it was the only amount budgeted. Two years ago,
67 there was a reduction in assessments and, last year, there was a smaller reduction. There would
68 be an increase in assessments for Fiscal Year 2022 so information must be transmitted to the
69 Tax Collector to be included on the “Truth-in-Millage” (TRIM) Notice sent to property owners

70 about the assessment increase. Regarding TIF funds, Ms. Cerbone estimated \$7 million is
71 currently owed to the District and stated she would email the Board with the specific amount.

72

On MOTION by Mr. Padula and seconded by Ms. Perez, with all in favor, Resolution 2021-04, Approving Proposed Budgets for Fiscal Year 2021/2022 and Setting a Public Hearing Thereon Pursuant to Florida Law for September 14, 2021 at 2:00 p.m., at the offices of the CDD, Shops at Midtown Miami, 3401 N. Miami Avenue, 2nd floor parking garage, Suite 132, Miami, Florida 33127; Addressing Transmittal, Posting and Publication Requirements; Addressing Severability; and Providing an Effective Date, was adopted.

80

81

82 Discussion ensued regarding a letter to be sent by District Counsel to all interested
83 parties regarding funds owned and the resulting assessment increase.

84

On MOTION by Mr. Padula and seconded by Ms. Perez, with all in favor, authorizing District Counsel to work with Staff to draft a letter, as discussed, was approved.

88

89

90 Mr. Alvarez left the meeting at 2:32 p.m.

91

FOURTH ORDER OF BUSINESS

Consideration of Resolution 2021-05, Directing the District Manager to Register the District with and Use the E-Verify System Pursuant to the Requirements of Section 448.095, Florida Statutes; Authorizing Execution of the E-Verify Memorandum of Understanding for Employers Between the District and the Department of Homeland Security (DHS); Providing for Severability; and Providing for an Effective Date

93

94

95

96

97

98

99

100

101

102

103

104 Ms. Cerbone presented Resolution 2021-05. She noted that the CDD must use the E-
105 Verify process for its employees and all vendors must certify that they use E-Verify.

106

107
108
109
110
111
112
113
114
115
116
117
118
119
120
121
122
123
124
125
126
127
128
129
130
131
132
133
134
135
136
137
138
139
140
141
142
143

On MOTION by Mr. Padula and seconded by Ms. Perez, with all in favor, Resolution 2021-05, Directing the District Manager to Register the District with and Use the E-Verify System Pursuant to the Requirements of Section 448.095, Florida Statutes; Authorizing Execution of the E-Verify Memorandum of Understanding for Employers Between the District and the Department of Homeland Security (DHS); Providing for Severability; and Providing for an Effective Date, was adopted.

FIFTH ORDER OF BUSINESS

Update: City of Miami/CRA Audit and Incomplete TIF Disbursement to CDD

This item was discussed during the Third Order of Business.

SIXTH ORDER OF BUSINESS

Consideration of Randy’s Holiday Lighting Estimate #9261

Ms. Samuel presented Randy’s Holiday Lighting Estimate #9261. She stated the CDD used Randy’s for the past three years and they do an excellent job.

On MOTION by Mr. Padula and seconded by Ms. Perez, with all in favor, Randy’s Holiday Lighting Estimate #9261, was approved.

SEVENTH ORDER OF BUSINESS

Acceptance of Unaudited Financial Statements as of April 30, 2021

Ms. Cerbone presented the Unaudited Financial Statements as of April 30, 2021. The “Midtown community park” line item exceeded budget because some funds budgeted in Fiscal Year 2020 were transferred to fund reserves for expenditures in Fiscal Year 2021. Ms. Samuel pointed out that four high-rise buildings and a park were added, resulting in budgetary increases for janitorial and waste removal services.

On MOTION by Mr. Padula and seconded by Mr. Riccobono, with all in favor, the Unaudited Financial Statements as of April 30, 2021, were accepted.

144 **EIGHTH ORDER OF BUSINESS****Approval of April 13, 2021 Regular Meeting Minutes**

145

146

147

Ms. Cerbone presented the April 13, 2021 Regular Meeting Minutes.

148

149

On MOTION by Mr. Padula and seconded by Ms. Perez, with all in favor, the April 13, 2021 Regular Meeting Minutes, as presented, were approved.

150

151

152

153 **NINTH ORDER OF BUSINESS****Staff Reports**

154

155 **A. Operations Manager: *Deborah Samuel***156 **I. Monthly Report**

157 Ms. Samuel presented the May 8, 2021 Operations Manager's Report and reported the
158 following:

159 ➤ Palm Tree Wrapping: BrightView wrapped all royal palms in restaurant areas that would
160 be trimmed at no charge as a preventative safety measure. This expense would be budgeted
161 next year.

162 ➤ South Garage Lighting: The maintenance team refurbished rusted garage pendant lights
163 and reinstalled them.

164 ➤ Infrastructure Punch List: Utility work was ongoing; a punch list is kept to ensure
165 damages are repaired in a timely manner.

166 ➤ Capital Improvement: New poles and LED lighting was retrofit on the 4th floor in the NB
167 Garage for security and energy reasons. A similar process was underway in the SB garage.

168 ➤ Façade Repair: NB was completed and repairs were underway in SB and MBE.

169 ➤ Midtown Community Park: Passed inspection. The fence would be removed and the
170 Ribbon Cutting event would be scheduled. Details would be sent when available.

171 The consensus was that the park looked beautiful.

172 **II. Parking Information**

173 • **Executive Summary**

174 • **Transient Parking Year Over Year Comparison**

175 • **Revenue by Lane Reports**

176 These items were provided for informational purposes.

177 **B. District Counsel: *Billing, Cochran, Lyles, Mauro & Ramsey, P.A.***

- 178 • **Ratification of Employment Agreement Between Midtown Miami Community**
- 179 **Development District and Guadalupe Marquez for Office Support Services**

180 Ms. Wald presented the Employment Agreement approved at the last meeting.

181

182 **On MOTION by Mr. Padula and seconded by Mr. Riccobono, with all in favor,**

183 **the Employment Agreement Between Midtown Miami Community**

184 **Development District and Guadalupe Marquez for Office Support Services, was**

185 **ratified.**

186

187

188 **C. District Engineer: *Alvarez Engineers, Inc.***

189 There being nothing further to report, the next item followed.

190 **D. District Manager: *Wrathell, Hunt and Associates, LLC***

191 **I. 1547 Registered Voters in District as of April 15, 2021**

192 **II. NEXT MEETING DATE: July 13, 2021 at 2:00 P.M.**

- 193 • **QUORUM CHECK**

194 The next meeting would be held on July 13, 2021, unless canceled.

195

196 TENTH ORDER OF BUSINESS	Audience	Comments/Supervisors'
197	Requests	

198

199 There being no audience comments or Supervisors' requests, the next item followed.

200

201 ELEVENTH ORDER OF BUSINESS	Adjournment
---------------------------------------	--------------------

202

203 There being no further business to discuss, the meeting adjourned.

204

205 **On MOTION by Mr. Padula and seconded by Ms. Perez, with all in favor, the**

206 **meeting adjourned at 2:40 p.m.**

207
208
209
210
211
212
213
214

Secretary/Assistant Secretary

Chair/Vice Chair

**MIDTOWN MIAMI
COMMUNITY DEVELOPMENT DISTRICT**

10AI

**MIDTOWN MIAMI
COMMUNITY DEVELOPMENT DISTRICT**

10A11



Lanier Parking Solution
 3401 N Miami Ave Ste 134
 Miami, Fl. 33127

Monthly Parking Report- August 2021
Executive Summary

	<u>North Garage</u>		<u>South Garage</u>		<u>Mid Block Garage</u>	
	<u>Jul-21</u>	<u>Aug-21</u>	<u>Jul-21</u>	<u>Aug-21</u>	<u>Jul-21</u>	<u>Aug-21</u>
Garage Retail and Office	626	610	243	250	0	0
2 Midtown Residents	38	41	1	1	0	0
2 Midtown Retail	1	1	0	0	0	0
3 Midtown- Hyde Resident	0	0	10	10	0	0
4 Midtown Resident	1	1	43	43	0	0
4 Midtown Retail	0	0	3	2	0	0
5 Midtown Residents	0	0	41	36	0	0
6 Midtown Residents	0	0	0	0	0	0
GIO Residential	0	0	1	1	0	0
Midtown Yard 8 Residents	0	0	10	10	0	0
Midblock Residents	0	0	12	11	0	0
Midblock East Offices	4	4	16	16	27	30
Midblock East Retail	11	10	63	65	0	0
Midblock West Retail	20	28	33	34	0	0
Secondary Vehicles	49	54	34	34	1	1
Complimentary	114	116	0	0	301	306
	864	865	510	513	329	337

Notes

Secondary vehicles are necessary due to the AVI but are accounted for as complimentary.



Lanier Parking Solution
3401 N Miami Ave Ste 134
Miami, Fl. 33127

Transient Parking
Year-over-Year Comparison

North Block

South Block

		Revenue						Tickets							
		2020		2021				2020		2021				2020	
		2020	2021	2020	2021	2020	2021	2020	2021	2020	2021	2020	2021	2020	2021
		\$6,053.00				2361		\$ 265.00				74			
8/1/2021	Sunday	\$5,822.00	\$9,420.00	61.80%	2144	3075	43.42%	\$392.00	\$ 1,754.00	347.45%	69	319	362.32%	Saturday	8/1/2020
8/2/2021	Monday	\$4,749.00	\$7,614.00	60.33%	1841	2623	42.48%	\$361.00	\$ 937.00	159.56%	101	194	92.08%	Sunday	8/2/2020
8/3/2021	Tuesday	\$4,975.00	\$7,746.00	55.70%	1928	2637	36.77%	\$483.00	\$ 943.00	95.24%	118	217	83.90%	Monday	8/3/2020
8/4/2021	Wednesday	\$5,523.00	\$8,345.00	51.10%	2087	2747	31.62%	\$355.00	\$ 1,029.00	189.86%	107	241	125.23%	Tuesday	8/4/2020
8/5/2021	Thursday	\$5,193.00	\$7,842.00	51.01%	2023	2626	29.81%	\$428.00	\$ 1,030.00	140.65%	118	246	108.47%	Wednesday	8/5/2020
8/6/2021	Friday	\$5,809.00	\$8,424.00	45.02%	2163	2896	33.89%	\$651.00	\$ 1,214.00	86.48%	147	310	110.88%	Thursday	8/6/2020
8/7/2021	Saturday	\$7,113.00	\$10,423.00	46.53%	2743	3530	28.69%	\$533.00	\$ 1,740.00	226.45%	162	386	138.27%	Friday	8/7/2020
8/8/2021	Sunday	\$6,582.00	\$9,258.00	40.66%	2513	3105	23.56%	\$641.00	\$ 1,550.00	141.81%	124	298	140.32%	Saturday	8/8/2020
8/9/2021	Monday	\$4,586.00	\$6,999.00	52.62%	1821	2476	35.97%	\$406.00	\$ 905.00	122.91%	73	172	135.62%	Sunday	8/9/2020
8/10/2021	Tuesday	\$4,928.00	\$7,102.00	44.12%	1931	2458	27.29%	\$392.00	\$ 925.00	135.97%	145	202	39.31%	Monday	8/10/2020
8/11/2021	Wednesday	\$5,064.00	\$7,351.00	45.16%	1941	2582	33.02%	\$357.00	\$ 1,448.00	305.60%	112	276	146.43%	Tuesday	8/11/2020
8/12/2021	Thursday	\$5,310.50	\$7,967.00	50.02%	2090	2701	29.23%	\$409.00	\$ 952.00	132.76%	99	193	94.95%	Wednesday	8/12/2020
8/13/2021	Friday	\$5,566.70	\$9,036.00	62.32%	2144	3139	46.41%	\$524.00	\$ 1,163.00	121.95%	118	292	147.46%	Thursday	8/13/2020
8/14/2021	Saturday	\$7,444.80	\$11,033.00	48.20%	2805	3788	35.04%	\$563.00	\$ 1,781.00	216.34%	134	398	197.01%	Friday	8/14/2020
8/15/2021	Sunday	\$6,848.00	\$10,126.00	47.87%	2477	3448	39.20%	\$744.00	\$ 1,868.00	151.08%	141	403	185.82%	Saturday	8/15/2020
8/16/2021	Monday	\$4,448.75	\$7,407.00	66.50%	1744	2678	53.56%	\$334.00	\$ 821.00	145.81%	82	186	126.83%	Sunday	8/16/2020
8/17/2021	Tuesday	\$5,296.00	\$7,826.00	47.77%	1985	2755	38.79%	\$517.00	\$ 939.00	81.62%	103	219	112.62%	Monday	8/17/2020
8/18/2021	Wednesday	\$5,092.00	\$8,278.00	62.57%	1965	2786	41.78%	\$407.00	\$ 1,028.00	152.58%	90	224	148.89%	Tuesday	8/18/2020
8/19/2021	Thursday	\$5,427.00	\$8,435.00	55.43%	2079	2879	38.48%	\$458.00	\$ 1,043.00	127.73%	93	233	150.54%	Wednesday	8/19/2020
8/20/2021	Friday	\$6,128.00	\$9,197.00	50.08%	2303	3182	38.17%	\$451.00	\$ 1,342.00	197.56%	125	283	126.40%	Thursday	8/20/2020
8/21/2021	Saturday	\$8,072.00	\$10,979.00	36.01%	2943	3855	30.99%	\$738.00	\$ 1,536.00	108.13%	189	334	76.72%	Friday	8/21/2020
8/22/2021	Sunday	\$6,938.00	\$11,289.00	62.71%	2585	4093	58.34%	\$647.00	\$ 2,027.00	213.29%	159	354	122.64%	Saturday	8/22/2020
8/23/2021	Monday	\$4,605.00	\$7,183.00	55.98%	1818	2631	44.72%	\$463.00	\$ 678.00	46.44%	80	168	110.00%	Sunday	8/23/2020
8/24/2021	Tuesday	\$4,759.00	\$7,514.00	57.89%	1906	2599	36.36%	\$353.00	\$ 793.00	124.65%	82	148	80.49%	Monday	8/24/2020
8/25/2021	Wednesday	\$5,254.00	\$7,662.00	45.83%	1974	2511	27.20%	\$500.00	\$ 935.00	87.00%	125	191	52.80%	Tuesday	8/25/2020
8/26/2021	Thursday	\$5,168.05	\$7,449.00	44.14%	2050	2469	20.44%	\$631.00	\$ 1,102.00	74.64%	130	212	63.08%	Wednesday	8/26/2020
8/27/2021	Friday	\$6,268.00	\$7,734.00	23.39%	2366	2688	13.61%	\$768.00	\$ 1,004.00	30.73%	145	247	70.34%	Thursday	8/27/2020
8/28/2021	Saturday	\$7,863.00	\$10,643.00	35.36%	2899	3650	25.91%	\$866.00	\$ 1,845.00	113.05%	187	434	132.09%	Friday	8/28/2020
8/29/2021	Sunday	\$7,148.00	\$8,491.00	18.79%	2638	3183	20.66%	\$689.00	\$ 1,910.00	177.21%	137	344	151.09%	Saturday	8/29/2020
8/30/2021	Monday	\$4,708.00	\$6,337.00	34.60%	1853	2201	18.78%	\$436.00	\$ 749.00	71.79%	91	142	56.04%	Sunday	8/30/2020
8/31/2021	Tuesday		\$6,169.00			2188			\$ 593.00			154		Monday	8/31/2020
		\$178,741.80	\$261,279.00	46%	68120	90179	32.38%	\$15,762.00	\$37,584.00	138%	3660	8020	119.13%		

Revenue-by-lane Report

From:	:00:00 AM	Prepared by:	jencarnacion
To:	31/2021 11:59:59 PM	Generated:	9/1/2021 10:22:09 AM
System server:	[1] DBS Central	Extended Income Report:	No
Car park:	[50] North Block		

Lane	Rate	Count VISA	VISA	Count MASTERCARD	MASTERCARD	Count AMEX	AMEX	Count DISCOVER	DISCOVER	Total Amount CC	Count Cash	Cash	Count Chaser	Chaser	Other	Total Revenue
4	.00 USD		.00 USD		.00 USD		.00 USD		.00 USD	.00 USD	49	.00 USD		.00 USD	.00 USD	.00 USD
4	.00 USD	4529	9,057.00 USD	32	3,663.00 USD	517	,034.00 USD	5	.00 USD	3,964.00 USD		.00 USD	73	46.00 USD	.00 USD	4,118.00 USD
4	3.00 USD	426	7,277.00 USD	55	3,463.00 USD	309	927.00 USD	49	47.00 USD	,814.00 USD		.00 USD	3	9.00 USD	.00 USD	,844.00 USD
4	4.00 USD	703	,812.00 USD	96	,184.00 USD		488.00 USD	7	.00 USD	4,592.00 USD		.00 USD		.00 USD	.00 USD	4,600.00 USD
4	.00 USD		,760.00 USD	96	768.00 USD	48	384.00 USD	9	72.00 USD	,984.00 USD		.00 USD	3	4.00 USD	.00 USD	3,008.00 USD
4	.00 USD	3	,130.00 USD	32	320.00 USD	6	60.00 USD	3	30.00 USD	,640.00 USD		.00 USD		.00 USD	.00 USD	,640.00 USD
4	5.00 USD	47	705.00 USD		315.00 USD		.00 USD		5.00 USD	,155.00 USD		.00 USD		30.00 USD	.00 USD	,185.00 USD
4	.00 USD	3	460.00 USD		60.00 USD		40.00 USD		.00 USD	660.00 USD		.00 USD		.00 USD	.00 USD	660.00 USD
4	5.00 USD	3	575.00 USD	5	5.00 USD	4	.00 USD		.00 USD	.00 USD		.00 USD		.00 USD	.00 USD	.00 USD
4	30.00 USD		300.00 USD	5	50.00 USD		.00 USD		.00 USD	450.00 USD		.00 USD		.00 USD	30.00 USD	480.00 USD
4	35.00 USD	39	,355.00 USD	3	5.00 USD	4	40.00 USD	3	5.00 USD	,405.00 USD		.00 USD		.00 USD	45.00 USD	,450.00 USD
4	38.00 USD		.00 USD		38.00 USD		.00 USD		.00 USD	38.00 USD		.00 USD		.00 USD	.00 USD	38.00 USD
4	45.00 USD		45.00 USD		.00 USD		.00 USD		.00 USD	45.00 USD		.00 USD		.00 USD	.00 USD	45.00 USD
4	70.00 USD		70.00 USD		70.00 USD		.00 USD		.00 USD	40.00 USD		.00 USD		.00 USD	.00 USD	40.00 USD
4	350.00 USD		350.00 USD		.00 USD		.00 USD		.00 USD	350.00 USD		.00 USD		.00 USD	.00 USD	350.00 USD
24	Total Lane	8136	25,896.00 USD	3475	11,061.00 USD	1030	3,393.00 USD	197	687.00 USD	41,037.00 USD	49	0.00 USD	83	217.00 USD	104.00 USD	41,358.00 USD
26	Total Lane	0	0.00 USD	0	0.00 USD	0	0.00 USD	0	0.00 USD	0.00 USD	0	0.00 USD	0	0.00 USD	0.00 USD	0.00 USD
	.00 USD		.00 USD		.00 USD		.00 USD		.00 USD	.00 USD	59	.00 USD		.00 USD	.00 USD	.00 USD
	.00 USD	4057	,113.00 USD	610	3,219.00 USD	503	,006.00 USD	9	38.00 USD	,576.00 USD		.00 USD	32	64.00 USD	4.00 USD	,644.00 USD
	3.00 USD	6	6,014.00 USD	69	,607.00 USD	65	794.00 USD	48	44.00 USD	9,559.00 USD		.00 USD	7	.00 USD	.00 USD	9,579.00 USD
	4.00 USD	576	,304.00 USD	49	996.00 USD	78	312.00 USD	5	60.00 USD	3,672.00 USD		.00 USD		.00 USD	.00 USD	3,672.00 USD
	.00 USD	72	,376.00 USD	68	544.00 USD	32	56.00 USD	4	32.00 USD	,208.00 USD		.00 USD		.00 USD	.00 USD	,224.00 USD
	.00 USD	60	600.00 USD	6	60.00 USD	9	90.00 USD		.00 USD	970.00 USD		.00 USD		.00 USD	.00 USD	980.00 USD
	5.00 USD		300.00 USD	5	5.00 USD	4	60.00 USD	4	60.00 USD	645.00 USD		.00 USD		5.00 USD	.00 USD	660.00 USD
	.00 USD	6	320.00 USD	4	.00 USD		40.00 USD		.00 USD	440.00 USD		.00 USD		.00 USD	.00 USD	440.00 USD
	5.00 USD	4	350.00 USD	6	50.00 USD	5	5.00 USD		.00 USD	625.00 USD		.00 USD		.00 USD	5.00 USD	650.00 USD
	30.00 USD		60.00 USD	3	90.00 USD		.00 USD		.00 USD	50.00 USD		.00 USD		.00 USD	60.00 USD	.00 USD
	35.00 USD	34	,190.00 USD	7	45.00 USD	7	45.00 USD		35.00 USD	,715.00 USD		.00 USD		.00 USD	35.00 USD	,750.00 USD
	43.00 USD		43.00 USD		.00 USD		.00 USD		.00 USD	43.00 USD		.00 USD		.00 USD	.00 USD	43.00 USD
	70.00 USD		70.00 USD		.00 USD		70.00 USD		.00 USD	40.00 USD		.00 USD		.00 USD	.00 USD	40.00 USD
28	Total Lane	6959	20,740.00 USD	2857	8,416.00 USD	906	2,998.00 USD	193	589.00 USD	32,743.00 USD	59	0.00 USD	42	109.00 USD	140.00 USD	32,992.00 USD
9	.00 USD		.00 USD		.00 USD		.00 USD		.00 USD	.00 USD	32	.00 USD		.00 USD	.00 USD	.00 USD
9	.00 USD	57	5,714.00 USD	7	,374.00 USD	355	710.00 USD	47	94.00 USD	,892.00 USD	3082	6,175.00 USD		.00 USD	-13.00 USD	5,056.00 USD
9	3.00 USD	4	3,252.00 USD	460	,380.00 USD	46	438.00 USD		60.00 USD	5,130.00 USD	95	3,289.00 USD		.00 USD	-4.00 USD	,415.00 USD
9	4.00 USD	34	936.00 USD	3	492.00 USD	33	32.00 USD		.00 USD	,568.00 USD	7	68.00 USD		.00 USD	.00 USD	,436.00 USD
9	.00 USD	68	544.00 USD	36	.00 USD	3	4.00 USD		6.00 USD	952.00 USD	48	384.00 USD		.00 USD	.00 USD	,344.00 USD
9	.00 USD	7	70.00 USD	3	30.00 USD	4	40.00 USD		.00 USD	340.00 USD	3	30.00 USD		.00 USD	.00 USD	470.00 USD

29	5.00 USD	9	35.00 USD		30.00 USD		.00 USD		.00 USD	65.00 USD	5	75.00 USD		.00 USD	.00 USD	40.00 USD
9	.00 USD		.00 USD		40.00 USD		40.00 USD		.00 USD	.00 USD		.00 USD		.00 USD	.00 USD	.00 USD
9	5.00 USD		5.00 USD		.00 USD		.00 USD		.00 USD	5.00 USD	3	75.00 USD		.00 USD	.00 USD	.00 USD
9	30.00 USD	4	.00 USD		.00 USD	4	.00 USD		.00 USD	40.00 USD	3	90.00 USD		.00 USD	.00 USD	330.00 USD
9	35.00 USD	6	560.00 USD		.00 USD	6	.00 USD		35.00 USD	5.00 USD	7	45.00 USD		.00 USD	.00 USD	.050.00 USD
29	Total Lane	4291	11,476.00 USD	1823	4,734.00 USD	563	1,794.00 USD	72	213.00 USD	18,217.00 USD	4506	11,351.00 USD	1	2.00 USD	9.00 USD	29,561.00 USD
30	.00 USD		.00 USD		.00 USD		.00 USD		.00 USD	.00 USD	36	.00 USD		.00 USD	.00 USD	.00 USD
30	.00 USD	4446	,892.00 USD	36	3,672.00 USD	494	988.00 USD	9	58.00 USD	3,810.00 USD		.00 USD	31	62.00 USD	.00 USD	3,872.00 USD
30	3.00 USD	994	5,980.00 USD	77	,631.00 USD	3	669.00 USD	52	56.00 USD	9,436.00 USD		.00 USD	5	.00 USD	.00 USD	9,444.00 USD
30	4.00 USD	465	,860.00 USD	90	760.00 USD	50	.00 USD	6	4.00 USD	,844.00 USD		.00 USD		.00 USD	.00 USD	,844.00 USD
30	.00 USD	35	,080.00 USD	51	408.00 USD	3	4.00 USD		.00 USD	,672.00 USD		.00 USD		.00 USD	.00 USD	,672.00 USD
30	.00 USD	30	300.00 USD	6	60.00 USD		.00 USD		.00 USD	500.00 USD		.00 USD		.00 USD	.00 USD	500.00 USD
30	5.00 USD		330.00 USD	3	45.00 USD		30.00 USD		5.00 USD	420.00 USD		.00 USD		5.00 USD	.00 USD	435.00 USD
30	.00 USD	3	60.00 USD	3	60.00 USD		.00 USD		.00 USD	320.00 USD		.00 USD		.00 USD	.00 USD	320.00 USD
30	5.00 USD	9	5.00 USD		5.00 USD		5.00 USD		.00 USD	75.00 USD		.00 USD		.00 USD	.00 USD	75.00 USD
30	30.00 USD		300.00 USD	3	90.00 USD		.00 USD		.00 USD	390.00 USD		.00 USD		.00 USD	.00 USD	390.00 USD
30	35.00 USD	42	,470.00 USD	4	40.00 USD	4	40.00 USD		.00 USD	,750.00 USD		.00 USD		.00 USD	.00 USD	,750.00 USD
30	.00 USD		.00 USD		.00 USD		.00 USD		.00 USD	.00 USD		.00 USD		.00 USD	.00 USD	.00 USD
30	Total Lane	7166	20,697.00 USD	2984	7,991.00 USD	799	2,256.00 USD	191	593.00 USD	31,537.00 USD	36	0.00 USD	37	85.00 USD	0.00 USD	31,622.00 USD
31	.00 USD		.00 USD		.00 USD		.00 USD		.00 USD	.00 USD	76	.00 USD		.00 USD	.00 USD	.00 USD
31	.00 USD	75	,150.00 USD	447	94.00 USD	7	54.00 USD	30	60.00 USD	3,358.00 USD	488	,995.00 USD		.00 USD	-19.00 USD	6,336.00 USD
31	3.00 USD	517	,551.00 USD	57	771.00 USD	66	98.00 USD		36.00 USD	,556.00 USD	741	,232.00 USD		.00 USD	-9.00 USD	4,779.00 USD
31	4.00 USD	46	,584.00 USD	67	68.00 USD	5	60.00 USD	5	.00 USD	932.00 USD	3	732.00 USD		.00 USD	.00 USD	,664.00 USD
31	.00 USD	38	304.00 USD	6	.00 USD		.00 USD		.00 USD	600.00 USD	56	448.00 USD		.00 USD	.00 USD	,048.00 USD
31	.00 USD	6	60.00 USD		.00 USD		.00 USD		.00 USD	.00 USD		.00 USD		.00 USD	.00 USD	400.00 USD
31	5.00 USD		30.00 USD	5	75.00 USD		.00 USD		.00 USD	5.00 USD		.00 USD		.00 USD	.00 USD	35.00 USD
31	.00 USD		40.00 USD		.00 USD		.00 USD		.00 USD	60.00 USD		40.00 USD		.00 USD	.00 USD	.00 USD
31	5.00 USD		.00 USD		5.00 USD		.00 USD		.00 USD	5.00 USD		.00 USD		.00 USD	.00 USD	5.00 USD
31	30.00 USD		60.00 USD		.00 USD		.00 USD		.00 USD	60.00 USD		.00 USD		.00 USD	.00 USD	.00 USD
31	35.00 USD		385.00 USD	3	70.00 USD		35.00 USD		.00 USD	490.00 USD	7	45.00 USD		.00 USD	35.00 USD	770.00 USD
31	Total Lane	1809	5,264.00 USD	816	2,411.00 USD	223	675.00 USD	47	116.00 USD	8,466.00 USD	2569	6,902.00 USD	1	2.00 USD	7.00 USD	15,377.00 USD
32	.00 USD		.00 USD		.00 USD		.00 USD		.00 USD	.00 USD	36	.00 USD		.00 USD	.00 USD	.00 USD
32	.00 USD	3054	6,108.00 USD	63	,326.00 USD	387	774.00 USD	68	36.00 USD	9,344.00 USD		.00 USD	4	48.00 USD	.00 USD	9,394.00 USD
32	3.00 USD	329	3,987.00 USD	543	,629.00 USD		546.00 USD	32	96.00 USD	6,258.00 USD		.00 USD		3.00 USD	.00 USD	6,261.00 USD
32	4.00 USD	58	,032.00 USD	9	476.00 USD	34	36.00 USD	7	.00 USD	,672.00 USD		.00 USD		.00 USD	4.00 USD	,676.00 USD
32	.00 USD	62	496.00 USD	38	304.00 USD	7	36.00 USD		.00 USD	944.00 USD		.00 USD		.00 USD	.00 USD	952.00 USD
32	.00 USD	34	340.00 USD	6	60.00 USD	3	30.00 USD		.00 USD	530.00 USD		.00 USD		.00 USD	.00 USD	530.00 USD
32	5.00 USD	3	95.00 USD	5	75.00 USD		.00 USD		.00 USD	70.00 USD		.00 USD		.00 USD	.00 USD	70.00 USD
32	.00 USD		60.00 USD		40.00 USD		40.00 USD		.00 USD	40.00 USD		.00 USD		.00 USD	.00 USD	40.00 USD
32	5.00 USD	6	50.00 USD		5.00 USD		.00 USD		.00 USD	75.00 USD		.00 USD		.00 USD	.00 USD	75.00 USD
32	30.00 USD	6	.00 USD		60.00 USD		.00 USD		.00 USD	40.00 USD		.00 USD		.00 USD	.00 USD	40.00 USD
32	35.00 USD	7	595.00 USD	9	315.00 USD	3	5.00 USD		35.00 USD	,050.00 USD		.00 USD		.00 USD	.00 USD	,050.00 USD
32	Total Lane	4787	13,243.00 USD	1898	5,410.00 USD	628	1,767.00 USD	109	303.00 USD	20,723.00 USD	36	0.00 USD	26	59.00 USD	6.00 USD	20,788.00 USD
33	.00 USD		.00 USD		.00 USD		.00 USD		.00 USD	.00 USD	75	.00 USD		.00 USD	.00 USD	.00 USD
33	.00 USD	369	4,738.00 USD	5	,050.00 USD	6	572.00 USD	67	34.00 USD	7,494.00 USD		.00 USD		.00 USD	.00 USD	7,506.00 USD
33	3.00 USD	995	,985.00 USD	465	,395.00 USD	35	405.00 USD	4	42.00 USD	4,827.00 USD		.00 USD		.00 USD	.00 USD	4,827.00 USD
33	4.00 USD	64	,056.00 USD	6	464.00 USD	31	4.00 USD		4.00 USD	,648.00 USD		.00 USD		.00 USD	.00 USD	,648.00 USD
33	.00 USD	50	400.00 USD	32	56.00 USD		.00 USD	4	32.00 USD	768.00 USD		.00 USD		.00 USD	6.00 USD	784.00 USD
33	.00 USD	5	50.00 USD	6	60.00 USD	3	30.00 USD		.00 USD	340.00 USD		.00 USD		.00 USD	.00 USD	340.00 USD

33	5.00 USD	3	95.00 USD	4	60.00 USD		5.00 USD		.00 USD	70.00 USD		.00 USD		.00 USD	.00 USD	70.00 USD
33	.00 USD	6	.00 USD		40.00 USD		.00 USD		.00 USD	.00 USD		.00 USD		.00 USD	.00 USD	.00 USD
33	5.00 USD		5.00 USD		5.00 USD		.00 USD		.00 USD	50.00 USD		.00 USD		.00 USD	.00 USD	50.00 USD
33	30.00 USD		.00 USD		30.00 USD		.00 USD		.00 USD	30.00 USD		.00 USD		.00 USD	.00 USD	30.00 USD
33	35.00 USD	4	40.00 USD		.00 USD		.00 USD		.00 USD	40.00 USD		.00 USD		.00 USD	.00 USD	40.00 USD
33	Total Lane	3727	9,909.00 USD	1652	4,380.00 USD	467	1,246.00 USD	86	212.00 USD	15,747.00 USD	75	0.00 USD	0	10.00 USD	18.00 USD	15,775.00 USD
35	.00 USD		.00 USD		.00 USD		.00 USD		.00 USD	.00 USD	72	.00 USD		.00 USD	.00 USD	.00 USD
35	.00 USD	450	,900.00 USD	563	,126.00 USD		362.00 USD	3	46.00 USD	4,434.00 USD		.00 USD		4.00 USD	.00 USD	4,438.00 USD
35	3.00 USD	563	,689.00 USD	78	34.00 USD	3	49.00 USD		36.00 USD	,808.00 USD		.00 USD		.00 USD	.00 USD	,808.00 USD
35	4.00 USD		484.00 USD	68	72.00 USD		4.00 USD	4	6.00 USD	56.00 USD		.00 USD		.00 USD	.00 USD	56.00 USD
35	.00 USD	5	.00 USD	9	52.00 USD	5	40.00 USD		.00 USD	392.00 USD		.00 USD		.00 USD	.00 USD	392.00 USD
35	.00 USD		.00 USD		.00 USD		.00 USD		.00 USD	.00 USD		.00 USD		.00 USD	.00 USD	.00 USD
35	5.00 USD	5	75.00 USD		30.00 USD		30.00 USD		.00 USD	35.00 USD		.00 USD		.00 USD	.00 USD	35.00 USD
35	.00 USD		.00 USD		40.00 USD		.00 USD		.00 USD	40.00 USD		.00 USD		.00 USD	.00 USD	40.00 USD
35	5.00 USD		5.00 USD		5.00 USD		.00 USD		.00 USD	50.00 USD		.00 USD		.00 USD	.00 USD	50.00 USD
35	30.00 USD		.00 USD		30.00 USD		.00 USD		.00 USD	30.00 USD		.00 USD		.00 USD	.00 USD	30.00 USD
35	35.00 USD		.00 USD		35.00 USD		.00 USD		.00 USD	35.00 USD		.00 USD		.00 USD	.00 USD	35.00 USD
35	Total Lane	2173	5,453.00 USD	937	2,564.00 USD	292	765.00 USD	39	98.00 USD	8,880.00 USD	72	0.00 USD	0	4.00 USD	10.00 USD	8,894.00 USD
37	Total Lane	0	0.00 USD	0	0.00 USD	0	0.00 USD	0	0.00 USD	0.00 USD	0	0.00 USD	0	0.00 USD	0.00 USD	0.00 USD
39	.00 USD	3	66.00 USD	9	58.00 USD	4	.00 USD	3	6.00 USD	38.00 USD		.00 USD		.00 USD	.00 USD	38.00 USD
39	3.00 USD	47	41.00 USD		60.00 USD	4	.00 USD		.00 USD	3.00 USD		.00 USD		.00 USD	.00 USD	3.00 USD
39	4.00 USD		44.00 USD	7	.00 USD		4.00 USD		.00 USD	76.00 USD		.00 USD		.00 USD	.00 USD	76.00 USD
39	.00 USD		.00 USD		6.00 USD		.00 USD		.00 USD	32.00 USD		.00 USD		.00 USD	.00 USD	32.00 USD
39	.00 USD		.00 USD		.00 USD		.00 USD		.00 USD	30.00 USD		.00 USD		.00 USD	.00 USD	30.00 USD
39	5.00 USD		.00 USD		5.00 USD		.00 USD		.00 USD	5.00 USD		.00 USD		.00 USD	.00 USD	5.00 USD
39	Total Lane	143	369.00 USD	61	197.00 USD	10	32.00 USD	3	6.00 USD	604.00 USD	0	0.00 USD	0	0.00 USD	0.00 USD	604.00 USD
41	.00 USD		.00 USD		.00 USD		.00 USD		.00 USD	.00 USD		.00 USD		.00 USD	.00 USD	.00 USD
41	.00 USD	544	,088.00 USD	47	494.00 USD		56.00 USD		4.00 USD	,662.00 USD	308	,616.00 USD		.00 USD	.00 USD	4,280.00 USD
41	3.00 USD	401	,203.00 USD	64	492.00 USD	31	93.00 USD	7	.00 USD	,809.00 USD	793	,379.00 USD		.00 USD	.00 USD	4,188.00 USD
41	4.00 USD		432.00 USD	44	76.00 USD	7	.00 USD		4.00 USD	640.00 USD	70	680.00 USD		.00 USD	.00 USD	,320.00 USD
41	.00 USD	9	32.00 USD	3	4.00 USD		.00 USD		.00 USD	336.00 USD	37	96.00 USD		.00 USD	.00 USD	632.00 USD
41	.00 USD		.00 USD	3	30.00 USD		.00 USD		.00 USD	.00 USD	5	50.00 USD		.00 USD	.00 USD	70.00 USD
41	5.00 USD	5	75.00 USD		.00 USD		.00 USD		.00 USD	75.00 USD		30.00 USD		.00 USD	.00 USD	5.00 USD
41	.00 USD		40.00 USD		40.00 USD		40.00 USD		.00 USD	.00 USD		40.00 USD		.00 USD	.00 USD	60.00 USD
41	5.00 USD		5.00 USD		5.00 USD		5.00 USD		.00 USD	75.00 USD		.00 USD		.00 USD	.00 USD	75.00 USD
41	30.00 USD		60.00 USD		.00 USD		.00 USD		.00 USD	60.00 USD		30.00 USD		.00 USD	.00 USD	90.00 USD
41	35.00 USD		35.00 USD		35.00 USD		.00 USD		.00 USD	70.00 USD		.00 USD		.00 USD	.00 USD	70.00 USD
41	Total Lane	1101	3,270.00 USD	475	1,396.00 USD	70	252.00 USD	20	49.00 USD	4,967.00 USD	2438	6,221.00 USD	0	0.00 USD	2.00 USD	11,190.00 USD
43	.00 USD		.00 USD		.00 USD		.00 USD		.00 USD	.00 USD	56	.00 USD		.00 USD	.00 USD	.00 USD
43	.00 USD	350	700.00 USD	54	308.00 USD	6	32.00 USD	5	.00 USD	,050.00 USD		.00 USD		.00 USD	.00 USD	,050.00 USD
43	3.00 USD	38	714.00 USD	76	.00 USD		36.00 USD	5	5.00 USD	993.00 USD		.00 USD		.00 USD	.00 USD	993.00 USD
43	4.00 USD	46	4.00 USD	3	92.00 USD		32.00 USD		.00 USD	308.00 USD		.00 USD		.00 USD	.00 USD	308.00 USD
43	.00 USD		96.00 USD	5	40.00 USD		.00 USD		6.00 USD	60.00 USD		.00 USD		.00 USD	.00 USD	60.00 USD
43	.00 USD		.00 USD		.00 USD		.00 USD		.00 USD	40.00 USD		.00 USD		.00 USD	.00 USD	40.00 USD
43	5.00 USD	5	75.00 USD		30.00 USD		.00 USD		.00 USD	5.00 USD		.00 USD		.00 USD	.00 USD	5.00 USD
43	Total Lane	653	1,789.00 USD	260	698.00 USD	39	128.00 USD	12	41.00 USD	2,656.00 USD	56	0.00 USD	0	0.00 USD	0.00 USD	2,656.00 USD
45	.00 USD		.00 USD		.00 USD		.00 USD		.00 USD	.00 USD	48	.00 USD		.00 USD	.00 USD	.00 USD
45	.00 USD	33	,666.00 USD	363	726.00 USD	9	58.00 USD		40.00 USD	,690.00 USD		.00 USD		.00 USD	4.00 USD	,694.00 USD
45	3.00 USD	358	,074.00 USD	30	390.00 USD	57	71.00 USD	6	.00 USD	,653.00 USD		.00 USD		.00 USD	3.00 USD	,656.00 USD

45	4.00 USD	5	420.00 USD	44	76.00 USD	6	64.00 USD	4	6.00 USD	676.00 USD		.00 USD		.00 USD	.00 USD	676.00 USD
45	.00 USD		4.00 USD		.00 USD	6	48.00 USD		6.00 USD	368.00 USD		.00 USD		.00 USD	.00 USD	368.00 USD
45	.00 USD	7	70.00 USD	6	60.00 USD		.00 USD		.00 USD	40.00 USD		.00 USD		.00 USD	.00 USD	60.00 USD
45	5.00 USD	5	5.00 USD	3	45.00 USD		5.00 USD		.00 USD	5.00 USD		.00 USD		.00 USD	.00 USD	5.00 USD
45	.00 USD	6	.00 USD		.00 USD		.00 USD		.00 USD	40.00 USD		.00 USD		.00 USD	.00 USD	40.00 USD
45	5.00 USD		5.00 USD		.00 USD		.00 USD		.00 USD	5.00 USD		.00 USD		.00 USD	.00 USD	5.00 USD
45	30.00 USD		30.00 USD		.00 USD		.00 USD		.00 USD	30.00 USD		.00 USD		.00 USD	.00 USD	30.00 USD
45	35.00 USD		.00 USD		35.00 USD		.00 USD		.00 USD	35.00 USD		.00 USD		.00 USD	.00 USD	35.00 USD
45	Total Lane	1364	3,954.00 USD	558	1,532.00 USD	210	566.00 USD	32	90.00 USD	6,142.00 USD	48	0.00 USD	0	0.00 USD	27.00 USD	6,169.00 USD
47	.00 USD		.00 USD		.00 USD		.00 USD		.00 USD	.00 USD	9	.00 USD		.00 USD	.00 USD	.00 USD
47	.00 USD	36	472.00 USD	5	70.00 USD	39	78.00 USD	6	.00 USD	732.00 USD	46	500.00 USD		.00 USD	-8.00USD	,224.00 USD
47	3.00 USD	33	397.00 USD	63	9.00 USD		66.00 USD	3	9.00 USD	661.00 USD	90	98.00 USD		.00 USD	-20.00USD	939.00 USD
47	4.00 USD	62	48.00 USD		.00 USD		40.00 USD		.00 USD	408.00 USD	6	4.00 USD		.00 USD	4.00 USD	516.00 USD
47	.00 USD		68.00 USD	9	72.00 USD	3	4.00 USD		.00 USD	64.00 USD	7	56.00 USD		.00 USD	.00 USD	320.00 USD
47	.00 USD	4	40.00 USD	4	40.00 USD		.00 USD		.00 USD	90.00 USD	5	50.00 USD		.00 USD	.00 USD	40.00 USD
47	5.00 USD		.00 USD	3	45.00 USD		5.00 USD		.00 USD	40.00 USD		30.00 USD		.00 USD	.00 USD	70.00 USD
47	.00 USD		60.00 USD		.00 USD		40.00 USD		.00 USD	.00 USD		.00 USD		.00 USD	.00 USD	40.00 USD
47	5.00 USD	3	75.00 USD		50.00 USD		5.00 USD		.00 USD	50.00 USD		5.00 USD		.00 USD	.00 USD	75.00 USD
47	30.00 USD	3	90.00 USD		.00 USD		60.00 USD		.00 USD	50.00 USD		.00 USD		.00 USD	.00 USD	50.00 USD
47	35.00 USD		.00 USD		70.00 USD	5	75.00 USD		.00 USD	525.00 USD	3	5.00 USD		.00 USD	.00 USD	630.00 USD
47	Total Lane	500	2,210.00 USD	197	768.00 USD	86	533.00 USD	11	29.00 USD	3,540.00 USD	400	1,188.00 USD	0	0.00 USD	24.00USD	4,704.00 USD
49	Total Lane	0	0.00 USD	0	0.00 USD	0	0.00 USD	0	0.00 USD	0.00 USD	0	0.00 USD	0	0.00 USD	0.00 USD	0.00 USD
51	.00 USD		4.00 USD		.00 USD		.00 USD		.00 USD	6.00 USD		.00 USD		.00 USD	.00 USD	6.00 USD
51	3.00 USD		3.00 USD		.00 USD		.00 USD		.00 USD	3.00 USD		.00 USD		.00 USD	.00 USD	3.00 USD
51	4.00 USD		4.00 USD		.00 USD		.00 USD		.00 USD	4.00 USD		.00 USD		.00 USD	.00 USD	4.00 USD
51	Total Lane	4	11.00 USD	1	2.00 USD	0	0.00 USD	0	0.00 USD	13.00 USD	0	0.00 USD	0	0.00 USD	0.00 USD	13.00 USD
53	.00 USD		.00 USD		.00 USD		.00 USD		.00 USD	.00 USD	3	.00 USD		.00 USD	.00 USD	.00 USD
53	.00 USD		42.00 USD	6	32.00 USD	3	6.00 USD		.00 USD	.00 USD		.00 USD		.00 USD	.00 USD	.00 USD
53	3.00 USD		60.00 USD		30.00 USD	5	5.00 USD		.00 USD	5.00 USD		.00 USD		.00 USD	.00 USD	5.00 USD
53	4.00 USD		.00 USD		32.00 USD		.00 USD		.00 USD	.00 USD		.00 USD		.00 USD	.00 USD	.00 USD
53	.00 USD	5	40.00 USD		.00 USD		.00 USD		.00 USD	48.00 USD		.00 USD		.00 USD	.00 USD	48.00 USD
53	.00 USD		.00 USD		.00 USD		.00 USD		.00 USD	30.00 USD		.00 USD		.00 USD	.00 USD	30.00 USD
53	5.00 USD		.00 USD		5.00 USD		.00 USD		.00 USD	5.00 USD		.00 USD		.00 USD	.00 USD	5.00 USD
53	.00 USD		.00 USD		.00 USD		.00 USD		.00 USD	.00 USD		.00 USD		.00 USD	.00 USD	.00 USD
53	30.00 USD		30.00 USD		.00 USD		.00 USD		.00 USD	30.00 USD		.00 USD		.00 USD	.00 USD	30.00 USD
53	Total Lane	69	272.00 USD	37	139.00 USD	9	29.00 USD	1	2.00 USD	442.00 USD	3	0.00 USD	0	0.00 USD	0.00 USD	442.00 USD
55	.00 USD		.00 USD		.00 USD		.00 USD		.00 USD	.00 USD		.00 USD		.00 USD	.00 USD	.00 USD
55	4.00 USD		.00 USD		4.00 USD		.00 USD		.00 USD	4.00 USD		.00 USD		.00 USD	.00 USD	4.00 USD
55	Total Lane	1	2.00 USD	1	4.00 USD	0	0.00 USD	0	0.00 USD	6.00 USD	0	0.00 USD	0	0.00 USD	0.00 USD	6.00 USD
57	.00 USD		.00 USD		.00 USD		.00 USD		.00 USD	.00 USD		.00 USD		.00 USD	.00 USD	.00 USD
57	.00 USD	4	,228.00 USD	446	92.00 USD	64	328.00 USD	39	78.00 USD	3,526.00 USD		.00 USD		.00 USD	.00 USD	3,528.00 USD
57	3.00 USD	7	,3,621.00 USD	530	,590.00 USD	94	582.00 USD	36	.00 USD	5,901.00 USD		.00 USD		.00 USD	3.00 USD	5,904.00 USD
57	4.00 USD	531	,124.00 USD	47	988.00 USD	94	376.00 USD	6	64.00 USD	3,552.00 USD		.00 USD		.00 USD	.00 USD	3,552.00 USD
57	.00 USD	60	,276.00 USD		656.00 USD	38	304.00 USD	3	4.00 USD	,260.00 USD		.00 USD		.00 USD	4.00 USD	,264.00 USD
57	.00 USD	74	740.00 USD	5	50.00 USD		.00 USD	4	40.00 USD	,110.00 USD		.00 USD		.00 USD	.00 USD	,110.00 USD
57	5.00 USD		300.00 USD	3	95.00 USD	5	75.00 USD		30.00 USD	600.00 USD		.00 USD		.00 USD	5.00 USD	615.00 USD
57	.00 USD	4	.00 USD	5	.00 USD		40.00 USD		.00 USD	420.00 USD		.00 USD		.00 USD	.00 USD	420.00 USD
57	5.00 USD	7	75.00 USD		.00 USD		.00 USD		.00 USD	75.00 USD		.00 USD		.00 USD	.00 USD	75.00 USD
57	30.00 USD	4	.00 USD		60.00 USD		.00 USD		.00 USD	.00 USD		.00 USD		.00 USD	30.00 USD	.00 USD

57		35.00 USD		420.00 USD	4	40.00 USD		70.00 USD		.00 USD	630.00 USD		.00 USD		.00 USD	.00 USD	630.00 USD
57		55.00 USD		55.00 USD		.00 USD		.00 USD		.00 USD	55.00 USD		.00 USD		.00 USD	.00 USD	55.00 USD
57	Total Lane		3144	11,339.00 USD	1354	4,871.00 USD	507	1,855.00 USD	100	344.00 USD	18,409.00 USD	111	0.00 USD	0	0.00 USD	54.00 USD	18,463.00 USD
59		.00 USD		.00 USD		.00 USD		.00 USD		.00 USD	.00 USD	53	.00 USD		.00 USD	.00 USD	.00 USD
59		.00 USD	405	.00 USD	67	334.00 USD	72	44.00 USD	6	.00 USD	,300.00 USD	404	6.00 USD		.00 USD	.00 USD	,108.00 USD
59		3.00 USD	432	,296.00 USD	6	558.00 USD	53	59.00 USD	5	45.00 USD	,058.00 USD	347	,043.00 USD		.00 USD	-2.00USD	3,099.00 USD
59		4.00 USD	5	740.00 USD	95	380.00 USD	36	44.00 USD		.00 USD	,272.00 USD	37	548.00 USD		.00 USD	.00 USD	,832.00 USD
59		.00 USD		704.00 USD	31	48.00 USD	5	.00 USD		.00 USD	,072.00 USD	45	352.00 USD		.00 USD	.00 USD	,432.00 USD
59		.00 USD	34	340.00 USD	6	60.00 USD	5	50.00 USD	4	40.00 USD	590.00 USD		.00 USD		.00 USD	.00 USD	.00 USD
59		5.00 USD		.00 USD	6	90.00 USD	4	60.00 USD		.00 USD	70.00 USD	3	95.00 USD		.00 USD	.00 USD	465.00 USD
59		.00 USD	5	.00 USD		40.00 USD		.00 USD		.00 USD	60.00 USD	7	40.00 USD		.00 USD	.00 USD	300.00 USD
59		5.00 USD		5.00 USD	5	5.00 USD		.00 USD		5.00 USD	75.00 USD	3	75.00 USD		.00 USD	.00 USD	50.00 USD
59		30.00 USD		40.00 USD		60.00 USD		.00 USD		.00 USD	300.00 USD	9	70.00 USD		.00 USD	.00 USD	570.00 USD
59		35.00 USD	6	560.00 USD	4	40.00 USD		70.00 USD		.00 USD	770.00 USD		735.00 USD		.00 USD	.00 USD	,505.00 USD
59		70.00 USD		70.00 USD		.00 USD		.00 USD		.00 USD	70.00 USD		.00 USD		.00 USD	.00 USD	70.00 USD
59	Total Lane		1183	5,005.00 USD	514	2,135.00 USD	188	767.00 USD	28	130.00 USD	8,037.00 USD	1060	4,374.00 USD	3	10.00 USD	10.00 USD	12,431.00 USD
61		.00 USD		.00 USD		.00 USD		.00 USD		.00 USD	.00 USD	36	.00 USD		.00 USD	.00 USD	.00 USD
61		.00 USD	330	660.00 USD	54	308.00 USD	43	6.00 USD	5	.00 USD	,064.00 USD		.00 USD		.00 USD	.00 USD	,066.00 USD
61		3.00 USD	52	756.00 USD		330.00 USD	38	4.00 USD	7	.00 USD	,221.00 USD		.00 USD		.00 USD	3.00 USD	,224.00 USD
61		4.00 USD	7	348.00 USD	30	.00 USD	9	36.00 USD	3	.00 USD	516.00 USD		.00 USD		.00 USD	.00 USD	516.00 USD
61		.00 USD	5	.00 USD		.00 USD		6.00 USD		.00 USD	304.00 USD		.00 USD		.00 USD	.00 USD	312.00 USD
61		.00 USD	9	90.00 USD		.00 USD	4	40.00 USD		.00 USD	50.00 USD		.00 USD		.00 USD	.00 USD	50.00 USD
61		5.00 USD	6	90.00 USD		30.00 USD		5.00 USD		.00 USD	35.00 USD		.00 USD		.00 USD	.00 USD	35.00 USD
61		.00 USD	3	60.00 USD		40.00 USD		.00 USD		.00 USD	.00 USD		.00 USD		.00 USD	.00 USD	.00 USD
61		5.00 USD		5.00 USD		5.00 USD		.00 USD		.00 USD	50.00 USD		.00 USD		.00 USD	.00 USD	50.00 USD
61		30.00 USD		30.00 USD		30.00 USD		.00 USD		.00 USD	60.00 USD		.00 USD		.00 USD	.00 USD	60.00 USD
61		35.00 USD		35.00 USD		70.00 USD		.00 USD		.00 USD	5.00 USD		.00 USD		.00 USD	.00 USD	5.00 USD
61	Total Lane		715	2,294.00 USD	315	1,061.00 USD	97	307.00 USD	15	43.00 USD	3,705.00 USD	36	0.00 USD	0	0.00 USD	13.00 USD	3,718.00 USD
Total	Total		47925	143,193.00 USD	20215	59,770.00 USD	6124	19,363.00 USD	1156	3,545.00 USD	225,871.00 USD	11554	30,036.00 USD	193	498.00 USD	358.00 USD	256,763.00 USD

Total summary

Revenue-by-lane Report

From:	:00:00 AM	Prepared by:	jencarnacion
To:	31/2021 11:59:59 PM	Generated:	9/1/2021 10:22:09 AM
System server:	[1] DBS Central	Extended Income Report:	No
Car park:	[50] North Block		

	Rate	Count VISA	VISA	Count MASTERCARD	MASTERCARD	Count AMEX	AMEX	Count DISCOVER	DISCOVER	Total Count CC	Total Amount CC	Count Cash	Cash	Count Chaser	Chaser	Other	Total Count	Total Revenue
	.00 USD		.00 USD		.00 USD		.00 USD		.00 USD		.00 USD	71	.00 USD		.00 USD	.00 USD	71	.00 USD
	.00 USD	7756	55,510.00 USD	325	,648.00 USD	3348	6,696.00 USD	685	,370.00 USD	43114	6,224.00 USD	6528	3,092.00 USD	63	340.00 USD	-14.00 USD	49816	99,642.00 USD
	3.00 USD	4003	42,000.00 USD	6193	,577.00 USD	5	5,474.00 USD	318	954.00 USD	339	67,005.00 USD	3066	9,241.00 USD	6	32.00 USD	3.00 USD	5419	76,281.00 USD
	4.00 USD	3923	5,692.00 USD	755	7,020.00 USD	565	,260.00 USD	95	380.00 USD	6338	5,352.00 USD	733	,932.00 USD		.00 USD	.00 USD	7074	,312.00 USD
	.00 USD	39	9,108.00 USD	529	4,232.00 USD	6	,808.00 USD	7	6.00 USD	921	5,364.00 USD	93	,536.00 USD	7	48.00 USD	44.00 USD	3	6,992.00 USD
	.00 USD	464	4,640.00 USD		,800.00 USD	61	610.00 USD	5	50.00 USD	720	7,200.00 USD	66	660.00 USD		.00 USD	30.00 USD	790	7,900.00 USD
	5.00 USD		3,030.00 USD		,320.00 USD	9	435.00 USD		.00 USD	327	4,905.00 USD	4	360.00 USD	4	60.00 USD	5.00 USD	356	5,340.00 USD
	.00 USD	7	,140.00 USD	37	740.00 USD	7	340.00 USD		.00 USD	61	3,220.00 USD	3	60.00 USD		.00 USD	.00 USD	74	3,480.00 USD
	5.00 USD	69	,725.00 USD	5	625.00 USD		300.00 USD		5.00 USD	7	,675.00 USD	7	75.00 USD		.00 USD	5.00 USD	4	,875.00 USD
	30.00 USD	54	,620.00 USD		600.00 USD	6	.00 USD		.00 USD		,400.00 USD	5	450.00 USD		.00 USD	.00 USD	96	,970.00 USD
	35.00 USD		7,025.00 USD	61	,100.00 USD	34	,190.00 USD	6	.00 USD	302	,525.00 USD	38	,330.00 USD		.00 USD	5.00 USD	340	,970.00 USD
	38.00 USD		.00 USD		38.00 USD		.00 USD		.00 USD		38.00 USD		.00 USD		.00 USD	.00 USD		38.00 USD
	43.00 USD		43.00 USD		.00 USD		.00 USD		.00 USD		43.00 USD		.00 USD		.00 USD	.00 USD		43.00 USD
	45.00 USD		45.00 USD		.00 USD		.00 USD		.00 USD		45.00 USD		.00 USD		.00 USD	.00 USD		45.00 USD
	55.00 USD		55.00 USD		.00 USD		.00 USD		.00 USD		55.00 USD		.00 USD		.00 USD	.00 USD		55.00 USD
	70.00 USD	3	.00 USD		70.00 USD		70.00 USD		.00 USD	5	350.00 USD		.00 USD		.00 USD	.00 USD	5	350.00 USD
	.00 USD		.00 USD		.00 USD		.00 USD		.00 USD		.00 USD		.00 USD		.00 USD	.00 USD		.00 USD
	350.00 USD		350.00 USD		.00 USD		.00 USD		.00 USD		350.00 USD		.00 USD		.00 USD	.00 USD		350.00 USD
	Total	47925	143,193.00 USD	20215	59,770.00 USD	6124	19,363.00 USD	1156	3,545.00 USD	75420	225,871.00 USD	11554	30,036.00 USD	193	498.00 USD	358.00 USD	87184	256,763.00 USD

Revenue-by-lane Report

From:	:00:00 AM	Prepared by:	jencarnacion
To:	31/2021 11:59:59 PM	Generated:	9/1/2021 10:23:25 AM
System server:	[1] DBS Central	Extended Income Report:	No
Car park:	[54] South Block		

Lane	Rate	Count VISA	VISA	Count MASTERCARD	MASTERCARD	Count AMEX	AMEX	Count DISCOVER	DISCOVER	Total Amount CC	Count Cash	Cash	Count Chaser	Chaser	Other	Total Revenue
	.00 USD		.00 USD		.00 USD		.00 USD		.00 USD	.00 USD	32	.00 USD		.00 USD	.00 USD	.00 USD
	.00 USD	453	906.00 USD	69	338.00 USD	71	42.00 USD		.00 USD	,408.00 USD		.00 USD		40.00 USD	4.00 USD	,452.00 USD
	3.00 USD	365	,093.00 USD	46	438.00 USD	79	37.00 USD	9	7.00 USD	,795.00 USD		.00 USD	7	7.00 USD	.00 USD	,812.00 USD
	4.00 USD	51	602.00 USD	4	336.00 USD	4	96.00 USD	6	4.00 USD	,058.00 USD		.00 USD		4.00 USD	.00 USD	,072.00 USD
	.00 USD	76	608.00 USD	7	.00 USD		.00 USD		6.00 USD	915.00 USD		.00 USD	3	3.00 USD	.00 USD	928.00 USD
	.00 USD	35	350.00 USD	4	40.00 USD		.00 USD		.00 USD	610.00 USD		.00 USD		.00 USD	.00 USD	610.00 USD
	5.00 USD	3	345.00 USD		50.00 USD	4	60.00 USD		5.00 USD	570.00 USD		.00 USD	6	30.00 USD	.00 USD	600.00 USD
	.00 USD	6	320.00 USD		.00 USD		40.00 USD		.00 USD	380.00 USD		.00 USD	4	.00 USD	.00 USD	400.00 USD
	5.00 USD		300.00 USD	4	.00 USD		5.00 USD		5.00 USD	450.00 USD		.00 USD		.00 USD	.00 USD	450.00 USD
	30.00 USD	5	4.00 USD		60.00 USD		.00 USD		.00 USD	4.00 USD		.00 USD	3	6.00 USD	30.00 USD	40.00 USD
	35.00 USD	43	,463.00 USD		.00 USD	5	75.00 USD		35.00 USD	1,953.00 USD		.00 USD	5	42.00 USD	35.00 USD	,030.00 USD
	37.00 USD		37.00 USD		.00 USD		.00 USD		.00 USD	37.00 USD		.00 USD		.00 USD	.00 USD	37.00 USD
	70.00 USD		.00 USD		70.00 USD		.00 USD		.00 USD	70.00 USD		.00 USD		.00 USD	.00 USD	70.00 USD
8	Total Lane	1180	6,148.00 USD	466	2,143.00 USD	207	965.00 USD	32	174.00 USD	9,430.00 USD	32	0.00 USD	49	192.00 USD	79.00 USD	9,701.00 USD
	.00 USD		.00 USD		.00 USD		.00 USD		.00 USD	.00 USD		.00 USD		.00 USD	.00 USD	.00 USD
	.00 USD	650	,300.00 USD	30	460.00 USD	5	.00 USD	3	6.00 USD	1,996.00 USD		.00 USD	43	6.00 USD	.00 USD	,082.00 USD
	3.00 USD	371	,113.00 USD	47	441.00 USD		46.00 USD	9	7.00 USD	,827.00 USD		.00 USD	5	5.00 USD	.00 USD	,842.00 USD
	4.00 USD		43.00 USD	77	308.00 USD	34	36.00 USD		32.00 USD	,319.00 USD		.00 USD	5	9.00 USD	.00 USD	,328.00 USD
	.00 USD	74	592.00 USD	37	92.00 USD		.00 USD		6.00 USD	988.00 USD		.00 USD	3	.00 USD	.00 USD	,008.00 USD
	.00 USD	38	380.00 USD		.00 USD	9	90.00 USD		.00 USD	680.00 USD		.00 USD		.00 USD	.00 USD	690.00 USD
	5.00 USD	5	368.00 USD		.00 USD	3	45.00 USD		30.00 USD	623.00 USD		.00 USD		7.00 USD	.00 USD	630.00 USD
	.00 USD	6	.00 USD	3	60.00 USD		.00 USD		.00 USD	.00 USD		.00 USD		.00 USD	.00 USD	.00 USD
	5.00 USD		.00 USD		50.00 USD		5.00 USD		5.00 USD	300.00 USD		.00 USD		.00 USD	5.00 USD	325.00 USD
	30.00 USD	7	4.00 USD		.00 USD		60.00 USD		.00 USD	44.00 USD		.00 USD	7	56.00 USD	30.00 USD	330.00 USD
	35.00 USD	42	,470.00 USD	3	455.00 USD	6	.00 USD		70.00 USD	,205.00 USD		.00 USD		40.00 USD	40.00 USD	,485.00 USD
	37.00 USD		37.00 USD		.00 USD		.00 USD		.00 USD	37.00 USD		.00 USD		.00 USD	.00 USD	37.00 USD
	39.00 USD		78.00 USD		.00 USD		.00 USD		.00 USD	78.00 USD		.00 USD		.00 USD	.00 USD	78.00 USD
	43.00 USD		43.00 USD		.00 USD		.00 USD		.00 USD	43.00 USD		.00 USD		.00 USD	.00 USD	43.00 USD
	70.00 USD	3	.00 USD		.00 USD		.00 USD		.00 USD	.00 USD		.00 USD		.00 USD	.00 USD	.00 USD
10	Total Lane	1439	6,938.00 USD	542	2,456.00 USD	254	1,130.00 USD	37	226.00 USD	10,750.00 USD	28	0.00 USD	82	325.00 USD	233.00 USD	11,308.00 USD
3	.00 USD		.00 USD		.00 USD		.00 USD		.00 USD	.00 USD		.00 USD		.00 USD	.00 USD	.00 USD
3	.00 USD	52	304.00 USD	58	6.00 USD	7	54.00 USD		4.00 USD	478.00 USD	41	5.00 USD		.00 USD	-3.00USD	760.00 USD
3	3.00 USD	45	735.00 USD		336.00 USD	66	98.00 USD	7	.00 USD	,290.00 USD	48	441.00 USD		3.00 USD	.00 USD	,734.00 USD
3	4.00 USD	45	580.00 USD	76	304.00 USD	34	36.00 USD	3	.00 USD	,032.00 USD	73	.00 USD		4.00 USD	.00 USD	,324.00 USD
3	.00 USD	62	496.00 USD	35	.00 USD		.00 USD	3	4.00 USD	.00 USD	6	.00 USD		.00 USD	.00 USD	,096.00 USD
3	.00 USD	37	370.00 USD	7	70.00 USD	5	50.00 USD		.00 USD	490.00 USD	7	70.00 USD		.00 USD	.00 USD	660.00 USD
3	5.00 USD	5	5.00 USD	9	35.00 USD	5	75.00 USD		.00 USD	435.00 USD	5	75.00 USD		.00 USD	.00 USD	510.00 USD

13	.00 USD	3	60.00 USD	5	.00 USD	4	.00 USD		.00 USD	40.00 USD		.00 USD		.00 USD	.00 USD	60.00 USD
3	5.00 USD	5	5.00 USD	3	75.00 USD		.00 USD		.00 USD	.00 USD		50.00 USD		.00 USD	.00 USD	50.00 USD
3	30.00 USD	4	.00 USD	3	90.00 USD		.00 USD		.00 USD	.00 USD		60.00 USD		.00 USD	.00 USD	70.00 USD
3	35.00 USD		980.00 USD	9	315.00 USD	4	40.00 USD		.00 USD	435.00 USD		70.00 USD		.00 USD	.00 USD	1,505.00 USD
3	37.00 USD		37.00 USD		.00 USD		.00 USD		.00 USD	37.00 USD		.00 USD		.00 USD	.00 USD	37.00 USD
3	39.00 USD		.00 USD		39.00 USD		.00 USD		.00 USD	39.00 USD		.00 USD		.00 USD	.00 USD	39.00 USD
3	43.00 USD		43.00 USD		.00 USD		.00 USD		.00 USD	43.00 USD		.00 USD		.00 USD	.00 USD	43.00 USD
3	5.00 USD		5.00 USD		.00 USD		.00 USD		.00 USD	5.00 USD		.00 USD		.00 USD	.00 USD	5.00 USD
13	Total Lane	699	4,180.00 USD	318	1,860.00 USD	156	821.00 USD	15	61.00 USD	6,922.00 USD	435	1,667.00 USD	3	7.00 USD	3.00USD	8,593.00 USD
5	.00 USD		.00 USD		.00 USD		.00 USD		.00 USD	.00 USD	6	.00 USD		.00 USD	.00 USD	.00 USD
5	.00 USD	59	318.00 USD	62	4.00 USD	33	66.00 USD	4	.00 USD	516.00 USD		.00 USD		.00 USD	.00 USD	516.00 USD
5	3.00 USD	37	711.00 USD	4	342.00 USD	57	71.00 USD	5	5.00 USD	239.00 USD		.00 USD		.00 USD	.00 USD	239.00 USD
5	4.00 USD	53	612.00 USD	52	.00 USD	5	.00 USD	4	6.00 USD	936.00 USD		.00 USD		.00 USD	.00 USD	936.00 USD
5	.00 USD	51	408.00 USD		44.00 USD	5	40.00 USD		.00 USD	600.00 USD		.00 USD		.00 USD	.00 USD	600.00 USD
5	.00 USD		.00 USD	9	90.00 USD		.00 USD		.00 USD	350.00 USD		.00 USD		.00 USD	.00 USD	350.00 USD
5	5.00 USD		.00 USD	6	90.00 USD		30.00 USD		.00 USD	40.00 USD		.00 USD		.00 USD	.00 USD	40.00 USD
5	.00 USD	4	.00 USD	3	60.00 USD		.00 USD		.00 USD	60.00 USD		.00 USD		.00 USD	.00 USD	60.00 USD
5	5.00 USD	3	75.00 USD		5.00 USD		.00 USD		.00 USD	.00 USD		.00 USD		.00 USD	.00 USD	.00 USD
5	30.00 USD		30.00 USD		60.00 USD		.00 USD		.00 USD	90.00 USD		.00 USD		.00 USD	.00 USD	90.00 USD
5	35.00 USD	4	40.00 USD	7	45.00 USD	4	40.00 USD		.00 USD	225.00 USD		.00 USD		.00 USD	.00 USD	225.00 USD
5	70.00 USD		70.00 USD		.00 USD		.00 USD		.00 USD	70.00 USD		.00 USD		.00 USD	.00 USD	70.00 USD
15	Total Lane	663	3,484.00 USD	274	1,388.00 USD	128	567.00 USD	17	87.00 USD	5,526.00 USD	16	0.00 USD	0	0.00 USD	0.00 USD	5,526.00 USD
7	.00 USD		.00 USD		.00 USD		.00 USD		.00 USD	.00 USD	31	.00 USD		.00 USD	.00 USD	.00 USD
7	.00 USD	69	538.00 USD	7	54.00 USD	35	70.00 USD	5	.00 USD	72.00 USD	97	594.00 USD		.00 USD	.00 USD	466.00 USD
7	3.00 USD	38	4.00 USD		63.00 USD		4.00 USD		.00 USD	.00 USD	52	56.00 USD		.00 USD	.00 USD	357.00 USD
7	4.00 USD	4	56.00 USD	6	4.00 USD	3	.00 USD		4.00 USD	96.00 USD		48.00 USD		.00 USD	.00 USD	44.00 USD
7	.00 USD	6	48.00 USD	4	32.00 USD		6.00 USD		.00 USD	96.00 USD	5	40.00 USD		.00 USD	.00 USD	36.00 USD
7	.00 USD	5	50.00 USD		.00 USD		.00 USD		.00 USD	50.00 USD		.00 USD		.00 USD	.00 USD	60.00 USD
7	5.00 USD		30.00 USD	3	45.00 USD		.00 USD		.00 USD	75.00 USD	3	45.00 USD		.00 USD	.00 USD	.00 USD
7	.00 USD	6	.00 USD	3	60.00 USD		.00 USD		.00 USD	.00 USD		40.00 USD		.00 USD	.00 USD	40.00 USD
7	5.00 USD		5.00 USD		50.00 USD		.00 USD		.00 USD	75.00 USD		5.00 USD		.00 USD	.00 USD	.00 USD
7	30.00 USD		60.00 USD		30.00 USD		.00 USD		.00 USD	90.00 USD		.00 USD		.00 USD	.00 USD	90.00 USD
7	35.00 USD		70.00 USD		70.00 USD		35.00 USD		.00 USD	75.00 USD		35.00 USD		.00 USD	.00 USD	.00 USD
7	38.00 USD		38.00 USD		.00 USD		.00 USD		.00 USD	38.00 USD		.00 USD		.00 USD	.00 USD	38.00 USD
17	Total Lane	346	1,149.00 USD	169	628.00 USD	50	177.00 USD	6	14.00 USD	1,968.00 USD	405	993.00 USD	0	0.00 USD	0.00 USD	2,961.00 USD
19	Total Lane	0	0.00 USD	0	0.00 USD	0	0.00 USD	0	0.00 USD	0.00 USD	0	0.00 USD	0	0.00 USD	0.00 USD	0.00 USD
Total	Total	4327	21,899.00 USD	1769	8,475.00 USD	795	3,660.00 USD	107	562.00 USD	34,596.00 USD	916	2,660.00 USD	134	524.00 USD	309.00 USD	38,089.00 USD

Total summary

Revenue-by-lane Report

From:	:00:00 AM	Prepared by:	jencarnacion
To:	31/2021 11:59:59 PM	Generated:	9/1/2021 10:23:25 AM
System server:	[1] DBS Central	Extended Income Report:	No
Car park:	[54] South Block		

Rate	Count VISA	VISA	Count MASTERCARD	MASTERCARD	Count AMEX	AMEX	Count DISCOVER	DISCOVER	Total Count CC	Total Amount CC	Count Cash	Cash	Count Chaser	Chaser	Other	Total Count	Total Revenue
.00 USD		.00 USD		.00 USD		.00 USD		.00 USD		.00 USD	5	.00 USD		.00 USD	.00 USD	5	.00 USD
.00 USD	683	3,366.00 USD	646	,292.00 USD	71	542.00 USD	35	70.00 USD	635	5,270.00 USD	438	79.00 USD	63	6.00 USD	.00 USD	3136	6,276.00 USD
3.00 USD	56	3,766.00 USD	540	,620.00 USD	92	76.00 USD	30	90.00 USD		6,352.00 USD		597.00 USD	3	35.00 USD	.00 USD	328	6,984.00 USD
4.00 USD	674	,693.00 USD	95	,180.00 USD		480.00 USD		.00 USD		4,441.00 USD	5	336.00 USD		7.00 USD	.00 USD	99	4,804.00 USD
.00 USD	69	,152.00 USD		959.00 USD	39	312.00 USD		64.00 USD	437	3,487.00 USD	31	48.00 USD	6	5.00 USD	.00 USD	470	3,768.00 USD
.00 USD	37	,370.00 USD	51	510.00 USD	7	70.00 USD	3	30.00 USD		,180.00 USD		.00 USD		.00 USD	.00 USD	36	,370.00 USD
5.00 USD	73	,088.00 USD	40	600.00 USD	4	.00 USD	3	45.00 USD	30	1,943.00 USD		.00 USD	7	37.00 USD	.00 USD	40	,100.00 USD
.00 USD	35	700.00 USD	5	300.00 USD		60.00 USD		.00 USD	59	,180.00 USD	3	60.00 USD	4	.00 USD	.00 USD	63	,280.00 USD
5.00 USD	9	725.00 USD		300.00 USD		50.00 USD		50.00 USD	45	,125.00 USD	3	75.00 USD		.00 USD	5.00 USD	48	,225.00 USD
30.00 USD	9	518.00 USD		40.00 USD		60.00 USD		.00 USD	9	.00 USD		60.00 USD		.00 USD	60.00 USD	32	,020.00 USD
35.00 USD	39	4,823.00 USD	39	,365.00 USD		700.00 USD	3	5.00 USD		6,993.00 USD	3	5.00 USD	3	.00 USD	75.00 USD		7,455.00 USD
37.00 USD	3	.00 USD		.00 USD		.00 USD		.00 USD	3	.00 USD		.00 USD		.00 USD	.00 USD	3	.00 USD
38.00 USD		38.00 USD		.00 USD		.00 USD		.00 USD		38.00 USD		.00 USD		.00 USD	.00 USD		38.00 USD
39.00 USD		78.00 USD		39.00 USD		.00 USD		.00 USD	3	7.00 USD		.00 USD		.00 USD	.00 USD	3	7.00 USD
43.00 USD		6.00 USD		.00 USD		.00 USD		.00 USD		6.00 USD		.00 USD		.00 USD	.00 USD		6.00 USD
70.00 USD	4	.00 USD		70.00 USD		.00 USD		.00 USD	5	350.00 USD		.00 USD		.00 USD	.00 USD	5	350.00 USD
5.00 USD		5.00 USD		.00 USD		.00 USD		.00 USD		5.00 USD		.00 USD		.00 USD	.00 USD		5.00 USD
Total	4327	21,899.00 USD	1769	8,475.00 USD	795	3,660.00 USD	107	562.00 USD	6998	34,596.00 USD	916	2,660.00 USD	134	524.00 USD	309.00 USD	8000	38,089.00 USD

**MIDTOWN MIAMI
COMMUNITY DEVELOPMENT DISTRICT**

10B

LAW OFFICES

BILLING, COCHRAN, LYLES, MAURO & RAMSEY, P.A.

ESTABLISHED 1977

DENNIS E. LYLES
JOHN W. MAURO
KENNETH W. MORGAN, JR.
BRUCE M. RAMSEY
RICHARD T. WOUFLE
CAROL J. HEALY GLASGOW
MICHAEL J. PAWELCZYK
ANDREW A. RIEF
MANUEL R. COMRAS
SHIRLEY A. DELUNA
MARK A. RUTLEDGE
GINGER E. WALD
JEFFERY R. LAWLEY
DONNA M. KRUSBE
SCOTT C. COCHRAN
SHAWN B. MCKAMEY

LAS OLAS SQUARE, SUITE 600
515 EAST LAS OLAS BOULEVARD
FORT LAUDERDALE, FLORIDA 33301
(954) 764-7150
FAX: (954) 764-7279

CENTURION TOWER
1601 FORUM PLACE, SUITE 400
WEST PALM BEACH, FLORIDA 33401
(561) 659-5970
FAX: (561) 659-6173

WWW.BILLINGCOCHRAN.COM

PLEASE REPLY TO: FORT LAUDERDALE

CAMILLE E. BLANTON
CHRISTINE A. BROWN
BRAD J. KIMBER
VANESSA T. STEINERTS
JOHN C. WEBBER

OF COUNSEL
CLARK J. COCHRAN, JR.
SUSAN F. DELEGAL
GERALD L. KNIGHT

STEVEN F. BILLING, 1947-1998
HAYWARD D. GAY, 1943-2007

December 18, 2020

VIA EMAIL: rjonesjackson@miamigov.com

Robin Jones Jackson, Esquire
Division Chief of Transactions
Office of City Attorney
City of Miami
444 SW 2 Avenue, Suite 945
Miami, Florida 33130

**RE: Midtown Miami Community Development District – Tax
Increment Revenue Distribution**

Dear Mrs. Jones Jackson:

As you are already aware, I represent the Midtown Miami Community Development District (“District”). At the December 8, 2020 District meeting, the Board of Supervisors received an update of the status of the Tax Increment Revenues (“TIR”) from the Midtown Community Redevelopment Agency (“CRA”) to the District. To date, the District has not received the entire amount of the TIR from the CRA. According to the information provided, the gross amount of the 2020 TIR was \$8,883,703, the CRA is entitled to retain 5% of this amount, to which \$8,439,519 was due to the District. Of this amount, the CRA paid \$3,362,394 and \$1,304,913, respectively, to the District in order for the District to make its May 2020 and November 2020 debt service payments to the bond trustee for the District garage bonds. To date, the outstanding TIR balance of \$3,772,213 has not been remitted to the District.

The District budgeted the TIR as revenue for the FY 2020 and FY 2021 budgets. The lack of full remittance of the TIR to the District will result in the District having a shortfall in revenues. While the District was able to make the two bond payments in 2020, the District relied upon the TIR surplus to be credited to the property

Robin Jones Jackson, Esquire

December 18, 2020

Page 2

owners in accordance with the Second Amendment to Interlocal Agreement among the City of Miami, Miami-Dade County and CRA ("ILA") as part of the District's budget. A review of the ILA clearly provides that the CRA shall remit the TIR for the debt service on the bonds and debt service shortfall. For the last couple of fiscal years, this has resulted in a TIR surplus. The TIR surplus was budgeted by the District to be distributed to the property owners as set forth in the ILA. The ILA does not provide for the retention of TIR funds by the CRA when the CRA is under the review of an independent audit. Therefore, the District has been placed in an untenable position when these amounts have been budgeted for and relied upon in compliance with the terms of the ILA.

While the District is cognizant of the City's independent audit process of the CRA, the District has waited in excess of one year for a resolution of this matter, to which none has occurred. There has been a loss of revenue in 2020 from the non-remittance of TIR funds and substantially lower parking garage revenues as a result of the COVID-19 pandemic. The District's residents and property owners bear the burden of the continued expenses of a fully functioning independent special district, including, but not limited to, the necessary security services and public infrastructure maintenance. The District property owners fund the CRA with the knowledge that those funds will pay for the District garage bonds and surplus reimbursed back to them. Additionally, the District is currently in FY2021 and uncertain as to whether the TIR funds may or may not be remitted by the CRA to the District in 2021. Without the TIR funds being remitted in 2021, the District will suffer another loss of revenue while continuing to incur the same expenses.

On behalf of the District's Board of Supervisors, we would request that the remaining \$3,772,213 TIR funds be promptly remitted to the District. Thank you for your time and cooperation in this matter.

Sincerely,



Ginger E. Wald
For the Firm

cc: Cindy Cerbone, District Manager

LAW OFFICES

BILLING, COCHRAN, LYLES, MAURO & RAMSEY, P.A.

ESTABLISHED 1977

DENNIS E. LYLES
JOHN W. MAURO
KENNETH W. MORGAN, JR.
BRUCE M. RAMSEY
RICHARD T. WOULFE
CAROL J. HEALY GLASGOW
MICHAEL J. PAWELCZYK
ANDREW A. RIEF
MANUEL R. COMRAS
SHIRLEY A. DeLUNA
MARK A. RUTLEDGE
GINGER E. WALD
JEFFERY R. LAWLEY
DONNA M. KRUSBE
SCOTT C. COCHRAN
SHAWN B. McKAMEY

LAS OLAS SQUARE, SUITE 600
515 EAST LAS OLAS BOULEVARD
FORT LAUDERDALE, FLORIDA 33301
(954) 764-7150
FAX: (954) 764-7279

CENTURION TOWER
1601 FORUM PLACE, SUITE 400
WEST PALM BEACH, FLORIDA 33401
(561) 659-5970
FAX: (561) 659-6173

WWW.BILLINGCOCHRAN.COM

PLEASE REPLY TO: FORT LAUDERDALE

CAMILLE E. BLANTON
CHRISTINE A. BROWN
GREGORY F. GEORGE
BRAD J. KIMBER
JOHN C. WEBBER

OF COUNSEL
CLARK J. COCHRAN, JR.
SUSAN F. DELEGAL
GERALD L. KNIGHT

STEVEN F. BILLING, 1947-1998
HAYWARD D. GAY, 1943-2007

July 26, 2021

VIA EMAIL: rjonesjackson@miamigov.com and U.S. Mail

Robin Jones Jackson, Esquire
Division Chief of Transactions
Office of City Attorney
City of Miami
444 SW 2 Avenue, Suite 945
Miami, Florida 33130

**RE: Midtown Miami Community Development District – Tax
Increment Revenue Distribution**

Dear Mrs. Jones Jackson:

The Midtown Miami Community Development District (“District”) demands the remittance of the Tax Increment Revenue (“TIR”) being held by the Midtown Community Redevelopment Agency (“CRA”) to the District. As provided in my prior correspondence to you on December 18, 2020 (attached), the District has not received the entire amount of the TIR from the CRA and as direct result the District has suffered a shortfall in revenues. This shortfall in revenues has required the District to increase the operations and maintenance assessments for the current fiscal year. The District has approved the proposed Fiscal Year 2022 budget and has increased the operations and maintenance assessments again based upon the shortfall of revenues. The direct withholding of TIR funds by the CRA has caused these increases. The District has scheduled the public hearing on the adoption of its Fiscal Year 2022 budget on September 14, 2021. If the TIR funds are not received before this date, the District will have no other option other than to proceed with the increase. According to the information provided to me, the amount due to the District as of June, 2021 is \$9,708,883.70.

Robin Jones Jackson, Esquire
July 26, 2021
Page 2

Therefore, the District formally demands the remittance of all TIR funds to the District no later than September 1, 2021.

Thank you for your time and cooperation in this matter.

Sincerely,



Ginger E. Wald
For the Firm

Attachment

cc: Cindy Cerbone, District Manager, cerbonec@whhassociates.com
George K. Wysong, Esquire, CRA attorney, via gkwysong@miamigov.com

**MIDTOWN MIAMI
COMMUNITY DEVELOPMENT DISTRICT**

10D

MIDTOWN MIAMI COMMUNITY DEVELOPMENT DISTRICT

BOARD OF SUPERVISORS FISCAL YEAR 2021/2022 MEETING SCHEDULE

LOCATION

*Offices of the CDD, Shops at Midtown Miami, 3401 N. Miami Avenue, Suite 132
2nd floor parking garage, Miami, Florida 33127*

DATE	POTENTIAL DISCUSSION/FOCUS	TIME
October 12, 2021	Regular Meeting	2:00 P.M.
November 9, 2021	Regular Meeting	2:00 P.M.
December 14, 2021	Regular Meeting	2:00 P.M.
January 11, 2022	Regular Meeting	2:00 P.M.
February 8, 2022	Regular Meeting	2:00 P.M.
March 8, 2022	Regular Meeting	2:00 P.M.
April 12, 2022	Regular Meeting	2:00 P.M.
May 10, 2022	Regular Meeting	2:00 P.M.
June 14, 2022	Regular Meeting	2:00 P.M.
July 12, 2022	Regular Meeting	2:00 P.M.
August 9, 2022	Regular Meeting	2:00 P.M.
September 13, 2022	Public Hearing & Regular Meeting	2:00 P.M.