MIDTOWN MIAMI

COMMUNITY DEVELOPMENT DISTRICT

May 12, 2020

BOARD OF SUPERVISORS

TELEPHONIC PUBLIC MEETING AGENDA

Midtown Miami Community Development District

OFFICE OF THE DISTRICT MANAGER
2300 Glades Road, Suite 410W●Boca Raton, Florida 33431
Phone: (561) 571-0010●Fax: (561) 571-0013●Toll-Free: (877) 276-0889

May 5, 2020

ATTENDEES:
Please identify yourself each time you speak to facilitate accurate transcription of meeting minutes.

TO ATTEND BY TELEPHONE:
CALL-IN NUMBER: 1-888-354-0094
CONFERENCE ID: 8518503

Board of Supervisors
Midtown Miami Community Development District

Dear Board Members:

The Board of Supervisors of the Midtown Miami Community Development District will hold a Telephonic Public Meeting on May 12, 2020 at 2:00 p.m., at 1-**888-354-0094, Conference ID: 8518503.** The agenda is as follows:

1. Call to Order/Roll Call
2. Public Comments
3. Update: M Park Facilities
4. Consideration of Resolution 2020-02, Approving Proposed Budgets for Fiscal Year 2020/2021 and Setting a Public Hearing Thereon Pursuant to Florida Law; Addressing Transmittal, Posting and Publication Requirements; Addressing Severability; and Providing an Effective Date
5. Consideration of Resolution 2020-03, Implementing Section 190.006(3), Florida Statutes, and Requesting that the Miami-Dade County Supervisor of Elections Begin Conducting the District's General Elections; Providing for Compensation; Setting for the Terms of Office; Authorizing Notice of the Qualifying Period; and Providing for Severability and an Effective Date
6. Consideration of Resolution 2020-04, Adopting an Internal Controls Policy Consistent with Section 218.33, Florida Statutes; Providing an Effective Date
7. Consideration of Agreement for Access to Certain Exempt Information Maintained by the Miami-Dade County Property Appraiser
8. Ratification of Terracon Consultants, Inc., Proposal for Limited Site Investigation, Environmental Consulting Services and Preliminary Groundwater Assessment
9. Acceptance of Unaudited Financial Statements as of March 31, 2020
10. Approval of March 10, 2020 Regular Meeting Minutes

11. Staff Reports

A. Operations Manager: *Deborah Samuel*

I. Monthly Report

II. Parking Information

- Executive Summary
- Transient Parking Year Over Year Comparison
- Revenue By Lane Report

B. District Counsel: *Billing, Cochran, Lyles, Mauro & Ramsey, P.A.*

C. District Engineer: *Alvarez Engineers, Inc.*

D. District Manager: *Wrathell, Hunt and Associates, LLC*

I. Update: City of Miami/CRA Audit and Incomplete TIR Disbursement to CDD

II. NEXT MEETING DATE: June, 2020 at 2:00 P.M.

- QUORUM CHECK

Joseph Padula	☐ YES	☐ NO	☐ PHONE
Alberto R. Vadia	☐ YES	☐ NO	☐ PHONE
Alex Miranda	☐ YES	☐ NO	☐ PHONE
Angelo Masarin	☐ YES	☐ NO	☐ PHONE
Michelle Jorge	☐ YES	☐ NO	☐ PHONE

12. Audience Comments/Supervisors' Requests

13. Adjournment

"Further, please be advised that the Florida Governor's Office has declared a state of emergency due to the Coronavirus (COVID-19). As reported by the Center for Disease Control and World Health Organization, COVID-19 can spread from person-to-person through small droplets from the nose or mouth, including when an individual coughs or sneezes. These droplets may land on objects and surfaces. Other people may contract COVID-19 by touching these objects or surfaces, then touching their eyes, nose or mouth. Therefore, merely cleaning facilities, while extremely important and vital in this crisis, may not be enough to stop the spread of this virus. Those with weakened immune systems may want to avoid the District's meeting in order to avoid a potential exposure to the virus."

"That said, the District wants to encourage public participation in a safe and efficient manner. Toward that end, anyone wishing to listen and participate in the meeting can dial in at **1-888-354-0094, Conference ID: 8518503.** Additionally, participants are encouraged to submit questions and comments to the District's manager at cerbonec@whhassociates.com."

Should you have any questions, please do not hesitate to contact me directly at 561-346-5294.

Sincerely,

Cindy Cerbone

Cindy Cerbone
District Manager

MIDTOWN MIAMI
COMMUNITY DEVELOPMENT DISTRICT

4

RESOLUTION 2020-02

A RESOLUTION OF THE BOARD OF SUPERVISORS OF THE MIDTOWN MIAMI COMMUNITY DEVELOPMENT DISTRICT APPROVING PROPOSED BUDGETS FOR FISCAL YEAR 2020/2021 AND SETTING A PUBLIC HEARING THEREON PURSUANT TO FLORIDA LAW; ADDRESSING TRANSMITTAL, POSTING AND PUBLICATION REQUIREMENTS; ADDRESSING SEVERABILITY; AND PROVIDING AN EFFECTIVE DATE.

WHEREAS, the District Manager has heretofore prepared and submitted to the Board of Supervisors ("**Board**") of the Midtown Miami Community Development District (**"District"**) prior to June 15, 2020, proposed budgets (**"Proposed Budget"**) for the fiscal year beginning October 1, 2020 and ending September 30, 2021 (**"Fiscal Year 2020/2021"**); and

WHEREAS, the Board has considered the Proposed Budget and desires to set the required public hearing thereon.

NOW, THEREFORE, BE IT RESOLVED BY THE BOARD OF SUPERVISORS OF THE MIDTOWN MIAMI COMMUNITY DEVELOPMENT DISTRICT:

1. **PROPOSED BUDGET APPROVED.** The Proposed Budget prepared by the District Manager for Fiscal Year 2020/2021 attached hereto as **Exhibit A** is hereby approved as the basis for conducting a public hearing to adopt said Proposed Budget.

2. **SETTING A PUBLIC HEARING.** A public hearing on said approved Proposed Budget is hereby declared and set as follows:

DATE: _____, 2020

HOUR: _____

The hearing may be conducted remotely, pursuant to _____ media technology and/or by telephone pursuant to Executive Orders 20-52 and 20-69 issued by Governor DeSantis on March 9, 2020, and March 20, 2020, as such orders may be extended, respectively, and pursuant to Section 120.54(5)(b)2., *Florida Statutes.* In the event that conditions allow the meeting to be held in person, it will be held at the following location:

LOCATION: **Shops at Midtown Miami**
Office of the CDD
3401 N. Miami Avenue
2nd floor parking garage, Suite 132
Miami, Florida 33127

3. **TRANSMITTAL OF PROPOSED BUDGET TO LOCAL GENERAL PURPOSE GOVERNMENT.** The District Manager is hereby directed to submit a copy of the Proposed Budget to Miami-Dade County at least 60 days prior to the hearing set above.

4. **POSTING OF PROPOSED BUDGET.** In accordance with Section 189.016, *Florida Statutes*, the District's Secretary is further directed to post the approved Proposed Budget on the District's website at least two days before the budget hearing date as set forth in Section 2, and shall remain on the website for at least 45 days.

5. **PUBLICATION OF NOTICE.** Notice of this public hearing shall be published in the manner prescribed in Florida law.

6. **SEVERABILITY.** The invalidity or unenforceability of any one or more provisions of this Resolution shall not affect the validity or enforceability of the remaining portions of this Resolution, or any part thereof.

7. **EFFECTIVE DATE.** This Resolution shall take effect immediately upon adoption.

PASSED AND ADOPTED THIS 12th DAY OF MAY, 2020.

ATTEST:

MIDTOWN MIAMI COMMUNITY DEVELOPMENT DISTRICT

_____
Secretary/Assistant Secretary

By:_____
Its:_____

Exhibit A: Fiscal Year 2020/2021 Budget

MIDTOWN MIAMI
COMMUNITY DEVELOPMENT DISTRICT
PROPOSED BUDGET
FISCAL YEAR 2021
PREPARED MAY 8, 2020

MIDTOWN MIAMI
COMMUNITY DEVELOPMENT DISTRICT
TABLE OF CONTENTS

Description	Page Number(s)
General Fund Budget	1 - 3
Definition of General Fund Expenditures	4 - 6
Debt Service Fund Budget - Series 2014	7
Amortization Schedule - Series 2014B	8
Enterprise Fund Budget	9 - 11
Definition of Enterprise Fund Expenditures	12 - 13
Amortization Schedule - Series 2014A	14
Assessment Summary	15

MIDTOWN MIAMI
COMMUNITY DEVELOPMENT DISTRICT
GENERAL FUND BUDGET
FISCAL YEAR 2021

	Fiscal Year 2020				
	Amended Budget FY 2020	Actual Through 03/31/20	Projected Through 09/30/20	Total Actual & Projected Revenues & Expenditures	Proposed Budget FY 2021
REVENUES					
Assessment levy: on-roll - gross	$ 354,343				$ 364,134
Allowable discounts (4%)	(14,174)				(14,565)
Assessments: on-roll (net of discounts)	340,169	$288,922	$51,247	$340,169	349,569
Assessments: off-roll	2,298,739	824,479	1,474,260	2,298,739	2,335,033
Interest & miscellaneous	708	2,511	-	2,511	708
Total revenues	$2,639,616	$1,115,912	1,525,507	2,641,419	2,685,310
EXPENDITURES					
Administrative					
Supervisors	12,000	600	5,000	5,600	12,000
FICA	918	46	385	431	918
Engineering	12,500	8,463	8,000	16,463	15,000
Consulting services	7,500	4,755	12,245	17,000	37,500
Legal	60,000	7,500	52,500	60,000	60,000
Management	58,566	29,283	29,283	58,566	59,737
Assessment roll preparation	4,398	2,199	2,199	4,398	4,486
Audit	8,100	-	8,100	8,100	8,300
Postage	600	443	157	600	600
Insurance	48,000	47,960	2,500	50,460	52,457
Property insurance	-	-	2,500	2,500	2,800
Worker's compensation	3,900	2,663	-	2,663	1,953
Printing and binding	600	300	300	600	600
Legal advertising	1,250	308	942	1,250	1,250
Bank charges	960	323	637	960	1,008
Property taxes	200	9	191	200	200
Tax collector	3,543	2,888	655	3,543	3,641
Web hosting	705	705	-	705	705
Website ADA compliance	200	199	-	199	210
Annual filing fee	175	175	-	175	175
Total administrative	224,115	108,819	125,594	234,413	263,540
Field					
Salaries	105,931	58,468	47,463	105,931	109,695
Contracts:					
Fountain	4,000	-	4,000	4,000	4,000
Janitorial	370,000	204,924	165,076	370,000	415,000
Security services	679,000	200,635	478,365	679,000	679,000
Street sweeping	52,000	25,617	26,383	52,000	53,500
Landscape	325,000	121,062	203,938	325,000	300,000
Road cleaning	17,000	8,100	8,900	17,000	17,500
Air conditioning	4,500	861	3,639	4,500	4,500
Pest control	4,000	1,410	2,590	4,000	6,000
Other services	720	-	720	720	720
Waste removal	10,000	4,272	5,728	10,000	10,000

MIDTOWN MIAMI
COMMUNITY DEVELOPMENT DISTRICT
GENERAL FUND BUDGET
FISCAL YEAR 2021

	Fiscal Year 2020				
	Amended Budget FY 2020	Actual Through 03/31/20	Projected Through 09/30/20	Total Actual & Projected Revenues & Expenditures	Proposed Budget FY 2021
Utilities:					
Telephone	18,000	2,210	3,790	6,000	10,000
Electricity	68,000	11,862	56,138	68,000	68,000
Irrigation	72,000	19,015	52,985	72,000	72,000
Rentals: general	10,000	2,000	8,000	10,000	10,000
Repairs & maintenance:					
General	60,000	39,516	20,484	60,000	75,000
Air conditioning	4,000	1,480	2,520	4,000	4,500
Buildings	25,000	15,350	9,650	25,000	30,000
Electrical	80,000	11,749	68,251	80,000	80,000
Grounds	80,000	53,946	26,054	80,000	90,000
Irrigation	25,000	18,358	6,642	25,000	25,000
Plant replacement	80,000	30,124	49,876	80,000	80,000
Signage	2,000	908	1,092	2,000	2,000
Printing and binding	600	-	600	600	600
Holiday decorations	80,000	78,696	1,304	80,000	80,000
Radio	3,000	-	3,000	3,000	3,000
Licenses & permits	750	10	740	750	750
Security	25,000	13,680	11,320	25,000	25,000
Office & operating supplies	18,000	11,544	6,456	18,000	18,000
Office equipment	2,000	411	1,589	2,000	3,000
General capital outlay	50,000	4,500	20,000	24,500	50,000
Light fixtures - landscaping	-	-	-	-	30,000
Midtown community park	100,000	109,110	253,344	362,454	25,000
Contingencies	40,000	15,340	24,660	40,000	40,000
Total field operations	2,415,501	1,065,158	1,575,297	2,640,455	2,421,765

MIDTOWN MIAMI
COMMUNITY DEVELOPMENT DISTRICT
GENERAL FUND BUDGET
FISCAL YEAR 2021

	Fiscal Year 2020				
	Amended Budget FY 2020	Actual Through 03/31/20	Projected Through 09/30/20	Total Actual & Projected Revenues & Expenditures	Proposed Budget FY 2021
Total expenditures	2,639,616	1,173,977	1,700,891	2,874,868	2,685,305
Excess/(deficiency) of revenues over/(under) expenditures	-	(58,065)	(175,384)	(233,449)	5
Net change in fund balances	-	(58,065)	(175,384)	(233,449)	5
Fund balances - beginning	1,096,803	1,635,060	1,576,995	1,635,060	1,401,611
Assigned					
3 months working capital	659,904	659,904	659,904	659,904	671,326
Disaster recovery	150,000	150,000	150,000	150,000	150,000
Unassigned	286,899	767,091	591,707	591,707	580,290
Fund balance - ending	$1,096,803	$1,576,995	$1,401,611	$ 1,401,611	$1,401,616

MIDTOWN MIAMI
COMMUNITY DEVELOPMENT DISTRICT
DEFINITION OF GENERAL FUND EXPENDITURES

Expenditures		
Administrative		
Supervisors	$	12,000
Statutorily set at $200 (plus applicable taxes) for each meeting of the Board of Supervisors not to exceed $4,800 for each fiscal year. The District anticipates 12 meetings during the fiscal year.		
FICA		918
Engineering		15,000
Consulting services		37,500
Legal		60,000
Billing, Cochran, provides on-going general counsel and legal representation. Attorneys attend the noticed Board meetings in order to anticipate and deal with possible legal issues as they may arise and to respond to questions. In this capacity, as local government lawyers, realize that this type of local government is very limited in its scope - providing infrastructure and service to development.		
Management		59,737
Wrathell, Hunt and Associates, LLC, specializes in managing community development districts in the State of Florida by combining the knowledge, skills and experience of a team of professionals to ensure compliance with all governmental requirements of the Districts, develop financing programs, administer the issuance of tax exempt bond financings, and finally operate and maintain the assets of the community.		
Assessment roll preparation		4,486
Wrathell, Hunt and Associates, LLC, provides services including preparing, maintaining and transmitting the annual lien roll with annual special assessment amounts for capital and operating and maintenance assessments.		
Audit		8,300
The Districts are required by Florida State Statute to undertake an independent examination of its books, records and accounting procedures on an annual basis.		
Postage		600
Mailing of agenda packages, overnight deliveries, correspondence, etc.		
Insurance		52,457
The District's General Liability & Public Officials Liability Insurance is with Egis Insurance & Risk Advisors.		
Property insurance		2,800
Worker's compensation		1,953
Insurance for the district employees.		
Printing and binding		600
Letterhead, envelopes, copies, etc.		
Legal advertising		1,250
The District advertises for monthly meetings, special meetings, public hearings, public bids, etc.		
Bank charges		1,008
Monthly bank charges incurred during the year and automated AP routing		
Property taxes		200
Billing from Miami-Dade Tax Collector for property and tangible property taxes.		
Tax collector		3,641
Web hosting		705
This is to comply with state Statutes for posting information on the internet.		
Website ADA compliance		210
Accounting and administrative supplies.		
Annual filing fee		175
Annual fee paid to the Florida Department of Economic Opportunity.		

MIDTOWN MIAMI
COMMUNITY DEVELOPMENT DISTRICT
DEFINITION OF GENERAL FUND EXPENDITURES

Expenditures (continued)
Field

Salaries	109,695
Payroll for District employees. This split is 40/60% between General and Enterprise Funds.	
Contracts	
Fountain	4,000
Fountain maintenance.	
Janitorial	415,000
Janitorial services for the District are provided by Interstate Cleaning Corporation. The monthly invoices are segregated between fixed and variable costs, which are split 70/30% between General and Enterprise Funds. Miscellaneous janitorial expenses are included in this category	
Security services	679,000
Security for the District grounds. This split is 70/30% between General and Enterprise Funds.	
Street sweeping	53,500
Side Sweeping	
Landscape	300,000
Maintenance of District property.	
Road cleaning	17,500
Street sweeping.	
Air conditioning	4,500
Maintenance of the HVAC. This split is 70/30% between General and Enterprise Funds.	
Pest control	6,000
Other services	720
Waste removal	10,000
Telephone	10,000
Telephone and fax machine connections with AT&T.	
Electricity	68,000
Electrical usage for the District property from FPL.	
Utilities	
Irrigation	72,000
Water usage for the District.	
Rentals: general	10,000
Equipment rental throughout the year.	
Repairs and Maintenance:	
General	75,000
General expenditures needed for repairs and maintenance of the District area.	
Air conditioning	4,500
Air conditioning repairs not covered under Contracts-Air Conditioning.	
Buildings	30,000
The District will incur required structural repairs & maintenance of the District buildings and property, such as painting, locksmith services, concrete repairs, pressure washing etc.	
Electrical	80,000
Supplies & labor for electrical expenditures.	
Grounds	90,000
Expenditures for ground maintenance not covered under the landscaping contract.	
Irrigation	25,000
Irrigation repairs.	
Plant replacement	80,000
Planting and replacement of trees.	

MIDTOWN MIAMI
COMMUNITY DEVELOPMENT DISTRICT
DEFINITION OF GENERAL FUND EXPENDITURES

Expenditures (continued)	
Signage	2,000
Signs for District property.	
Printing and binding	600
Holiday decorations	80,000
Staging and storage of seasonal decorations.	
Radio	3,000
Service & supplies for the District remote frequency radios.	
Licenses & permits	750
Security	25,000
Office & operating supplies	18,000
Office supplies for on-site District office.	
Office equipment	3,000
Cleaning and maintenance supplies.	
Capital projects	
General capital outlay	50,000
Light fixtures - landscaping	30,000
Midtown community park	25,000
Contingencies	40,000
Total expenditures	$ 2,685,305

MIDTOWN MIAMI
COMMUNITY DEVELOPMENT DISTRICT
DEBT SERVICE FUND SERIES 2014B
FISCAL YEAR 2021

	Fiscal Year 2020				
	Adopted Budget FY 2020	Actual Through 03/31/20	Projected Through 09/30/20	Total Actual & Projected Revenues & Expenditures	Proposed Budget FY 2021
REVENUES					
Assessment levy: on-roll - gross	93,477				165,826
Allowable discounts (4%)	(3,739)				(6,633)
Assessments: on-roll (net of discounts)	89,738	115,975	-	115,975	159,193
Assessments: off-roll	468,344	16,201	427,745	443,946	822,183
Assessment prepayments	-	-	3,594	3,594	-
Interest and miscellaneous	-	25,246	-	25,246	-
Total revenues	558,082	157,422	431,339	563,515	981,376
Debt service					
Principal	835,000	-	835,000	835,000	865,000
Principal prepayment	-	15,000	15,000	30,000	-
Interest	1,116,663	558,331	557,975	1,116,306	1,079,750
Total debt service	1,951,663	573,331	1,407,975	1,981,306	1,944,750
Administration					
Trustee fees	3,163	-	3,163	3,163	3,163
Special assessment	4,993	2,496	2,497	4,993	4,993
Arbitrage calculation	600	-	600	600	600
Dissemination agent	500	-	500	500	1,000
Tax collector	935	162	773	935	1,658
Total administration	10,191	2,658	7,533	10,191	11,414
Total expenditures	1,961,854	575,989	1,415,508	1,991,497	1,956,164
Excess/(deficiency) of revenues over/(under) expenditures	(1,403,772)	(418,567)	(984,169)	(1,427,982)	(974,788)
OTHER FINANCING SOURCES/(USES)					
Transfers in	1,403,772	-	1,403,772	1,403,772	974,788
Total other financing sources/(uses)	1,403,772	-	1,403,772	1,403,772	974,788
Net change in fund balances	-	(418,567)	419,603	(24,210)	-
Fund balance - beginning	1,594,625	1,687,262	1,268,695	1,687,262	1,663,052
Fund balance - ending	1,594,625	1,268,695	1,688,298	1,663,052	1,663,052

Use of fund balance	
Debt service reserve account balance (required)	(971,219)
Interest expense - November 1, 2021	(521,494)
Projected fund balance surplus/(deficit) as of September 30, 2021	170,339

MIDTOWN MIAMI
Community Development District
Series 2014B
$26,970,000

Debt Service Schedule

Date	Principal	Coupon	Interest	Total P+I
11/01/2020	-		539,875.00	539,875.00
05/01/2021	865,000.00	4.250%	539,875.00	1,404,875.00
11/01/2021	-		521,493.75	521,493.75
05/01/2022	905,000.00	4.250%	521,493.75	1,426,493.75
11/01/2022	-		502,262.50	502,262.50
05/01/2023	945,000.00	4.250%	502,262.50	1,447,262.50
11/01/2023	-		482,181.25	482,181.25
05/01/2024	985,000.00	4.250%	482,181.25	1,467,181.25
11/01/2024	-		461,250.00	461,250.00
05/01/2025	1,035,000.00	5.000%	461,250.00	1,496,250.00
11/01/2025	-		435,375.00	435,375.00
05/01/2026	1,085,000.00	5.000%	435,375.00	1,520,375.00
11/01/2026	-		408,250.00	408,250.00
05/01/2027	1,145,000.00	5.000%	408,250.00	1,553,250.00
11/01/2027	-		379,625.00	379,625.00
05/01/2028	1,200,000.00	5.000%	379,625.00	1,579,625.00
11/01/2028	-		349,625.00	349,625.00
05/01/2029	1,265,000.00	5.000%	349,625.00	1,614,625.00
11/01/2029	-		318,000.00	318,000.00
05/01/2030	1,325,000.00	5.000%	318,000.00	1,643,000.00
11/01/2030	-		284,875.00	284,875.00
05/01/2031	1,395,000.00	5.000%	284,875.00	1,679,875.00
11/01/2031	-		250,000.00	250,000.00
05/01/2032	1,465,000.00	5.000%	250,000.00	1,715,000.00
11/01/2032	-		213,375.00	213,375.00
05/01/2033	1,540,000.00	5.000%	213,375.00	1,753,375.00
11/01/2033	-		174,875.00	174,875.00
05/01/2034	1,620,000.00	5.000%	174,875.00	1,794,875.00
11/01/2034	-		134,375.00	134,375.00
05/01/2035	1,705,000.00	5.000%	134,375.00	1,839,375.00
11/01/2035	-		91,750.00	91,750.00
05/01/2036	1,790,000.00	5.000%	91,750.00	1,881,750.00
11/01/2036	-		47,000.00	47,000.00
05/01/2037	1,880,000.00	5.000%	47,000.00	1,927,000.00
Total	**$22,150,000.00**	**-**	**$11,188,375.00**	**$33,338,375.00**

MIDTOWN MIAMI
COMMUNITY DEVELOPMENT DISTRICT
ENTERPRISE FUND BUDGET
FISCAL YEAR 2021

	Fiscal Year 2020				
	Adopted Budget FY 2020	Actual Through 03/31/20	Projected Through 09/30/20	Total Actual & Projected	Proposed Budget FY 2021
OPERATING REVENUES					
Parking fees	$ 3,700,000	$ 1,900,291	$ 700,000	$ 2,600,291	$ 3,700,000
Off-street parking	11,000	7,937	3,063	11,000	11,000
Total revenues	3,711,000	1,908,228	703,063	2,611,291	3,711,000
OPERATING EXPENSES					
Administrative					
Engineering	30,000	-	15,000	15,000	30,000
Consulting services	8,500	-	1,500	1,500	8,500
Arbitrage rebate	750	-	750	750	750
Dissemination agent	1,000	-	1,000	1,000	1,000
Bank charges	7,000	863	6,137	7,000	7,000
Special Assessment	19,215	9,608	9,607	19,215	-
Mgmt and accounting	19,215	-	19,215	19,215	19,599
Trustee fees	12,650	-	12,650	12,650	12,650
Credit card fees	255,000	172,800	115,200	288,000	290,000
Total administrative	353,330	183,271	181,059	364,330	369,499
Parking facilities					
Payroll	158,897	87,698	71,199	158,897	164,543
Contracts:					
Janitorial	415,000	184,424	230,576	415,000	436,000
Parking	1,300,000	606,214	693,786	1,300,000	1,300,000
Security services	291,000	85,986	205,014	291,000	291,000
Elevator	90,000	21,750	68,250	90,000	90,000
Air conditioning	1,929	369	1,560	1,929	1,929
Waste removal	2,700	1,205	1,495	2,700	3,100
Telephone	22,000	6,152	15,848	22,000	22,000
Electricity	135,000	45,175	89,825	135,000	135,000
Rentals	2,000	-	2,000	2,000	2,000
Insurance:					
Property	296,620	263,381	-	263,381	277,218
General liability	32,000	31,973	-	31,973	34,971
Worker's compensation	5,850	1,775	-	1,775	2,929
Repairs and maintenance:					
General	40,000	14,399	25,601	40,000	45,000
Air conditioning	3,000	380	2,620	3,000	3,000
Buildings	40,000	43,022	-	43,022	45,000
Electrical	40,000	8,088	31,912	40,000	40,000
Equipment	25,000	8,179	16,821	25,000	26,000
Signage	6,000	2,334	3,666	6,000	6,000

MIDTOWN MIAMI
COMMUNITY DEVELOPMENT DISTRICT
ENTERPRISE FUND BUDGET
FISCAL YEAR 2021

	Fiscal Year 2020				
	Adopted Budget FY 2020	Actual Through 03/31/20	Projected Through 09/30/20	Total Actual & Projected	Proposed Budget FY 2021
Elevators (repairs and maintenance)	15,000	3,011	11,989	15,000	15,000
Elevators (graphics,flooring, ceiling & lgt cvs)	20,000	5,779	14,221	20,000	20,000
Licenses & permits	3,500	1,713	1,787	3,500	3,500
Legal advertising	700	-	700	700	700
Contingency	20,000	1,280	18,720	20,000	20,000
Security enhancements	10,000	3,083	6,917	10,000	10,000
Signage, directories, banner & beautification	50,000	25,771	24,229	50,000	50,000
Capital projects	40,000	-	-	-	40,000
Office & operating supplies	15,000	2,132	12,868	15,000	15,000
Capital outlay - NB roof LED retrofit	59,000	-	-	-	59,000
Capital outlay - SB roof LED retrofit	26,000	-	-	-	26,000
Capital outlay - façade repair	-	-	-	-	50,000
Capital outlay - vehicles	19,750	-	-	-	-
Total parking facilities	3,185,946	1,455,273	1,551,604	3,006,877	3,234,890

MIDTOWN MIAMI
COMMUNITY DEVELOPMENT DISTRICT
ENTERPRISE FUND BUDGET
FISCAL YEAR 2021

	Fiscal Year 2020				
	Adopted Budget FY 2020	Actual Through 03/31/20	Projected Through 09/30/20	Total Actual & Projected	Proposed Budget FY 2021
Total operating expenses	3,539,276	1,638,544	1,732,663	3,371,207	3,604,389
Operating income/(loss)	171,724	269,684	(1,029,600)	(759,916)	106,611
NONOPERATING REVENUES (EXPENSES)					
Assessment prepayments	-	(20,000)	-	(20,000)	-
Interlocal agreement	6,750,273	-	4,687,307	4,687,307	4,670,094
Interest and miscellaneous	(8,000)	67,304	-	67,304	(8,000)
Interest expense: Series 2014A	(2,695,675)	(1,347,838)	(1,347,394)	(2,695,232)	(2,609,825)
Transfers out	(1,403,772)	-	(1,403,772)	(1,403,772)	(974,788)
Depreciation	(2,118,501)	(1,059,251)	(1,059,250)	(2,118,501)	(2,118,501)
Total non operating revenues/(expenses)	524,325	(2,359,785)	876,891	(1,482,894)	(1,041,020)
Change in net position	696,049	(2,090,101)	(152,709)	(2,242,810)	(934,409)
Total net position - beginning	(9,495,682)	(8,906,515)	(10,996,616)	(8,906,515)	(11,149,325)
Net position - ending					
Invested in capital assets, net of related debt*	(16,740,379)	(16,730,293)	(16,730,293)	(16,730,293)	(17,068,794)
Restricted for debt service	1,304,913	1,430,100	1,430,100	1,430,100	1,304,913
Assigned					
Parking garage improvements**	600,000	600,000	600,000	600,000	600,000
Disaster recovery**	150,000	150,000	150,000	150,000	150,000
Working capital**	200,000	200,000	100,000	100,000	200,000
Unrestricted*	5,685,833	3,353,577	3,300,868	3,300,868	2,730,147
Total net position - ending	$(8,799,633)	$(10,996,616)	$(11,149,325)	$(11,149,325)	$(12,083,734)

*These amounts are affected by estimates and non-cash transactions (such as depreciation) and will change pursuant to the annual audits.

**The following amounts are held in cash; however, working capital may fluctuate below budget to cover current obligations.

ADDITIONAL SOURCES/(USES) - BALANCE SHEET ITEMS					
Principal expense: Series 2014A	(2,020,000)	-	(2,020,000)	(2,020,000)	(2,105,000)
Prepayments	-	(10,000)	(15,000)	(25,000)	-
Total additional sources/(uses)	(2,020,000)	(10,000)	(2,035,000)	(2,045,000)	(2,105,000)
Total budgeted sources	9,218,501	1,967,595	5,387,307	7,354,902	7,385,068
Total budgeted uses	10,534,237	4,075,633	7,578,079	11,653,712	10,437,715
Net sources/uses	(1,315,736)	(2,108,038)	(2,190,772)	(4,298,810)	(3,052,647)

MIDTOWN MIAMI
COMMUNITY DEVELOPMENT DISTRICT
DEFINITIONS OF ENTERPRISE FUND EXPENDITURES

Expenditures		
Administration		
Engineering	$	30,000
Consulting services		8,500
Arbitrage rebate		750
To ensure the District's compliance with all tax regulations, annual computations are necessary to calculate the arbitrage rebate liability.		
Dissemination agent		1,000
The District must annually disseminate financial information in order to comply with the requirements of Rule 15c2-12 under the Securities & Exchange Act of 1934.		
Bank charges		7,000
Monthly bank charges incurred during the year.		
Mgmt and accounting		19,599
Wrathell, Hunt and Associates, LLC, provides services including preparing, maintaining and transmitting the annual lien roll with annual special assessment amounts for capital and operating and maintenance assessments.		
Trustee fees		12,650
Services as trustee, paying agent and registrar.		
Credit card fees		290,000
Fees for credit card transactions at garage pay stations.		
Total administrative		369,499
Parking facilities		
Payroll		164,543
Payroll for District employees. This split is 40/60% between General and Enterprise Funds.		
Contracts:		
Janitorial		436,000
Janitorial services for the District. This split is 70/30% between General and Enterprise Funds.		
Parking		1,300,000
Management of the parking garages.		
Security services		291,000
Security for the District grounds. This split is 70/30% between General and Entrprise Funds.		
Elevator		90,000
Maintenance of elevators.		
Air conditioning		1,929
Maintenance of the HVAC. This split is 70/30% between General and Enterprise Funds.		
Waste removal		3,100
Maintenance of pay stations at the parking garages.		
Telephone		22,000
Telephone connections with AT&T.		
Electricity		135,000
Electrical usage for the District property from FPL.		
Rentals		2,000
Equipment rental throughout the year.		

MIDTOWN MIAMI
COMMUNITY DEVELOPMENT DISTRICT
DEFINITIONS OF ENTERPRISE FUND EXPENDITURES

Expenditures (continued)	
Insurance:	
Property	277,218
Worker's compensation	2,929
Insurance for the district employees.	
Repairs and maintenance:	
General	45,000
General expenditures needed for repairs and maintenance of the District area.	
Air conditioning	3,000
Air conditioning repairs not covered under Contracts-Air Conditioning.	
Buildings	45,000
The District will incur required structural repairs & maintenance of the District buildings and property, such as painting, locksmith services, concrete repairs, pressure washing etc.	
Electrical	40,000
Supplies & labor for electrical expenditures.	
Equipment	26,000
Unforeseen repairs of equipment such as the elevators and pay stations.	
Signage	6,000
Signs for District property.	
Elevators (repairs and maintenance)	15,000
Elevators (graphics,flooring, ceiling & lgt cvs)	20,000
Licenses & permits	3,500
Legal advertising	700
Contingency	20,000
Security enhancements	10,000
Signage, directories, banner & beautification	50,000
Capital projects	40,000
(Capital outlay - NB roof LED retrofit	59,000
Capital outlay - SB roof LED retrofit	26,000
Capital outlay - façade repair	50,000
Office & operating supplies	15,000
Total parking facilities	3,234,890
Nonoperating Expenses	
Interest and miscellaneous	8,000
Interest expense: Series 2014A	2,609,825
Transfers out	974,788
Depreciation	2,118,501
Total non operating expenses	5,711,114
Additional uses - balance sheet items	
Principal expense: Series 2014A	2,105,000
Total additional uses - balance sheet items	2,105,000
Total budgeted uses	$ 11,420,503

MIDTOWN MIAMI
Community Development District
Series 2014A
$64,875,000

Debt Service Schedule

Date	Principal	Coupon	Interest	Total P+I
11/01/2020	-		1,304,912.50	1,304,912.50
05/01/2021	2,105,000.00	4.250%	1,304,912.50	3,409,912.50
11/01/2021	-		1,260,181.25	1,260,181.25
05/01/2022	2,195,000.00	4.250%	1,260,181.25	3,455,181.25
11/01/2022	-		1,213,537.50	1,213,537.50
05/01/2023	2,295,000.00	4.250%	1,213,537.50	3,508,537.50
11/01/2023	-		1,164,768.75	1,164,768.75
05/01/2024	2,395,000.00	4.250%	1,164,768.75	3,559,768.75
11/01/2024	-		1,113,875.00	1,113,875.00
05/01/2025	2,505,000.00	5.000%	1,113,875.00	3,618,875.00
11/01/2025	-		1,051,250.00	1,051,250.00
05/01/2026	2,635,000.00	5.000%	1,051,250.00	3,686,250.00
11/01/2026	-		985,375.00	985,375.00
05/01/2027	2,770,000.00	5.000%	985,375.00	3,755,375.00
11/01/2027	-		916,125.00	916,125.00
05/01/2028	2,910,000.00	5.000%	916,125.00	3,826,125.00
11/01/2028	-		843,375.00	843,375.00
05/01/2029	3,060,000.00	5.000%	843,375.00	3,903,375.00
11/01/2029	-		766,875.00	766,875.00
05/01/2030	3,200,000.00	5.000%	766,875.00	3,966,875.00
11/01/2030	-		686,875.00	686,875.00
05/01/2031	3,360,000.00	5.000%	686,875.00	4,046,875.00
11/01/2031	-		602,875.00	602,875.00
05/01/2032	3,535,000.00	5.000%	602,875.00	4,137,875.00
11/01/2032	-		514,500.00	514,500.00
05/01/2033	3,715,000.00	5.000%	514,500.00	4,229,500.00
11/01/2033	-		421,625.00	421,625.00
05/01/2034	3,905,000.00	5.000%	421,625.00	4,326,625.00
11/01/2034	-		324,000.00	324,000.00
05/01/2035	4,105,000.00	5.000%	324,000.00	4,429,000.00
11/01/2035	-		221,375.00	221,375.00
05/01/2036	4,315,000.00	5.000%	221,375.00	4,536,375.00
11/01/2036	-		113,500.00	113,500.00
05/01/2037	4,540,000.00	5.000%	113,500.00	4,653,500.00
Total	**$53,545,000.00**	**-**	**$27,010,050.00**	**$80,555,050.00**

Midtown Miami CDD
Assessment Summary
FY 2020-2021

On-Roll

		PER Unit									
		FY 2021			FY 2020			Difference			
Category	**Units**	**2014A Assessment**	**2014B Assessment (Gross)**	**O&M Assessment**	**2014A Assessment**	**2014B Assessment**	**O&M Assessment (Gross)**	**2014A Assessment**	**2014B Assessment**	**O&M Assessment**	**Overall Increase or Decrease**
Biscayne Partners											
Apartments (units) - Midblock	173	($86.86)	$246.86	$141.33	($107.91)	$224.94	$137.53	$21.05	$21.92	$3.80	$46.77
Offices (square feet)	10,019	($0.12)	$0.16	$0.19	($0.14)	$0.14	$0.18	$0.03	$0.01	$0.01	$0.05
Other Retail or Grocery (square feet)	24,467	($0.14)	$0.19	$0.23	($0.17)	$0.17	$0.22	$0.03	$0.02	$0.01	$0.06
Hotel	60	($52.17)	$71.28	$84.89	($64.82)	$64.95	$82.61	$12.64	$6.33	$2.28	$21.26
Condominiums Over 1,750 square feet	35	($260.57)	$355.99	$423.98	($323.72)	$324.38	$412.58	$63.15	$31.62	$11.40	$106.17
Condominiums 1,750 square feet or Less	1,105	($173.72)	$237.33	$282.65	($215.81)	$216.25	$275.05	$42.10	$21.08	$7.60	$70.78

Note: The numbers of units assessed on-roll and off-roll are based on 2019 data from the Miami-Dade County Property Appraiser and will be updated when the 2020 information becomes available.

* Negative 2014A Assessment represents a credit/refund of excess Tax Increment Funding (TIF) revenues to property owners subject to Series 2014A Bonds (which funded the CDD owned parking garage bonds); such credit is applied in direct proportion to the credited property's apportionment of Series 2014A Assessments; such credit/refund is in accordance with the Interlocal Agreement dated May 28, 2004 among the City of Miami, Miami-Dade County, and the District, and as amended by the 1st Amendment dated June 30, 2005 and the 2nd Amendment dated September 23, 2008.

Off-Roll

		PER Unit									
		FY 2021			FY 2020			Difference			
Category	**Units**	**2014A Assessment**	**2014B Assessment (Gross)**	**O&M Assessment**	**2014A Assessment**	**2014B Assessment**	**O&M Assessment (Gross)**	**2014A Assessment**	**2014B Assessment**	**O&M Assessment**	**Overall Increase or Decrease**
DDR/Midtown Opportunities											
Retail Shopping Center (square feet)	600,000	($0.67)	$1.90	$2.90	($0.83)	$1.73	$2.86	$0.16	$0.17	$0.03	$0.36
Biscayne Partners											
Apartments (units) - East	163	($166.77)	$227.84	$268.52	($207.18)	$207.60	$261.41	$40.42	$20.23	$7.11	$67.76
Offices (square feet)	219,620	($0.11)	$0.15	$0.18	($0.14)	$0.14	$0.17	$0.03	$0.01	$0.00	$0.05
Mixed Use Building	92,970	($0.11)	$0.15	$0.18	($0.14)	$0.14	$0.17	$0.03	$0.01	$0.00	$0.05
Other Retail or Grocery (square feet)	148,273	($0.13)	$0.18	$0.21	($0.17)	$0.17	$0.21	$0.03	$0.02	$0.01	$0.05
Restaurant, Bar, Entertainment (square feet)	96,347	($0.22)	$0.30	$0.36	($0.28)	$0.28	$0.35	$0.05	$0.03	$0.01	$0.09
Condominiums Over 1,750 square feet	120	($250.15)	$341.75	$402.78	($310.77)	$311.40	$392.12	$60.62	$30.35	$10.67	$101.64
Condominiums 1,750 square feet or Less	1,420	($166.77)	$227.84	$268.52	($207.18)	$207.60	$261.41	$40.42	$20.23	$7.11	$67.76

Note: The numbers of units assessed on-roll and off-roll are based on 2019 data from the Miami-Dade County Property Appraiser.

* Negative 2014A Assessment represents a credit/refund of excess Tax Increment Funding (TIF) revenues to property owners subject to Series 2014A Bonds (which funded the CDD owned parking garage bonds); such credit is applied in direct proportion to the credited property's apportionment of Series 2014A Assessments; such credit/refund is in accordance with the Interlocal Agreement dated May 28, 2004 among the City of Miami, Miami-Dade County, and the District, and as amended by the 1st Amendment dated June 30, 2005 and the 2nd Amendment dated September 23, 2008.

MIDTOWN MIAMI
COMMUNITY DEVELOPMENT DISTRICT

5

RESOLUTION 2020-03

A RESOLUTION OF THE BOARD OF SUPERVISORS OF THE MIDTOWN MIAMI COMMUNITY DEVELOPMENT DISTRICT IMPLEMENTING SECTION 190.006(3), FLORIDA STATUTES, AND REQUESTING THAT THE MIAMI-DADE COUNTY SUPERVISOR OF ELECTIONS BEGIN CONDUCTING THE DISTRICT'S GENERAL ELECTIONS; PROVIDING FOR COMPENSATION; SETTING FOR THE TERMS OF OFFICE; AUTHORIZING NOTICE OF THE QUALIFYING PERIOD; AND PROVIDING FOR SEVERABILITY AND AN EFFECTIVE DATE

WHEREAS, the Midtown Miami Community Development District ("District") is a local unit of special-purpose government created and existing pursuant to Chapter 190, Florida Statutes, being situated entirely within Miami-Dade County, Florida; and

WHEREAS, the Board of Supervisors ("Board") of Midtown Miami Community Development District seeks to implement section 190.006(3)(A)(2)(c), Florida Statutes, and to instruct the Miami-Dade County Supervisor of Elections ("Supervisor") to conduct the District's General Elections.

NOW, THEREFORE, BE IT RESOLVED BY THE BOARD OF SUPERVISORS OF THE MIDTOWN MIAMI COMMUNITY DEVELOPMENT DISTRICT:

1. **GENERAL ELECTION SEATS.** Seat 4, currently held by Angelo Masarin and Seat 5, currently held by Michelle Jorge are scheduled for the General Election in November 2020. The District Manager is hereby authorized to notify the Supervisor of Elections as to what seats are subject to General Election for the current election year, and for each subsequent election year.

2. **QUALIFICATION PROCESS.** For each General Election, all candidates shall qualify for individual seats in accordance with Section 99.061, *Florida Statutes*, and must also be a qualified elector of the District. A qualified elector is any person at least 18 years of age who is a citizen of the United States, a legal resident of the State of Florida and of the District, and who is registered to vote with the Miami-Dade County Supervisor of Elections. Campaigns shall be conducted in accordance with Chapter 106, *Florida Statutes*.

3. **COMPENSATION.** Members of the Board receive $200 per meeting for their attendance and no Board member shall receive more than $4,800 per year.

4. **TERM OF OFFICE.** The term of office for the individuals to be elected to the Board in the General Election is four years. The newly elected Board members shall assume office on the second Tuesday following the election.

5. **REQUEST TO SUPERVISOR OF ELECTIONS.** The District hereby requests the Supervisor to conduct the District's General Election in November, 2020, and for each subsequent General Election unless otherwise directed by the District's Manager. The District understands that it will be responsible to pay for its proportionate share of the General Election cost and agrees to pay same within a reasonable time after receipt of an invoice from the Supervisor.

6**.** **PUBLICATION.** The District Manager is directed to publish a notice of the qualifying period for each General Election, in a form substantially similar to **Exhibit A** attached hereto.

7. **SEVERABILITY.** The invalidity or unenforceability of any one or more provisions of this Resolution shall not affect the validity or enforceability of the remaining portions of this Resolution, or any part thereof.

8. **EFFECTIVE DATE.** This Resolution shall become effective upon its passage.

PASSED AND ADOPTED THIS 12th DAY OF MAY 2020.

MIDTOWN MIAMI COMMUNITY DEVELOPMENT DISTRICT

_____

CHAIR/VICE CHAIR, BOARD OF SUPERVISORS

ATTEST:

_____

SECRETARY/ASSISTANT SECRETARY

Exhibit A

NOTICE OF QUALIFYING PERIOD FOR CANDIDATES FOR THE BOARD OF SUPERVISORS OF THE MIDTOWN MIAMI COMMUNITY DEVELOPMENT DISTRICT

Notice is hereby given that the qualifying period for candidates for the office of Supervisor of the Midtown Miami Community Development District will commence at noon on June 8, 2020, and close at noon on June 12, 2020. Candidates must qualify for the office of Supervisor with the Miami-Dade County Supervisor of Elections located at 2700 NW 87th Avenue, Doral, Florida 33172, (305) 499-8683. All candidates shall qualify for individual seats in accordance with Section 99.061, Florida Statutes, and must also be a qualified elector of the District. A qualified elector is any person at least 18 years of age who is a citizen of the United States, a legal resident of the State of Florida and of the District, and who is registered to vote with the Miami-Dade County Supervisor of Elections. Campaigns shall be conducted in accordance with Chapter 106, Florida Statutes.

The Midtown Miami Community Development District has two (2) seats up for election, specifically seats 4 and 5. Each seat carries a four-year term of office. Elections are nonpartisan and will be held at the same time as the general election on November 3, 2020, in the manner prescribed by law for general elections.

For additional information, please contact the Miami-Dade County Supervisor of Elections.

Craig Wrathell
District Manager

MIDTOWN MIAMI
COMMUNITY DEVELOPMENT DISTRICT

6

RESOLUTION 2020-04

A RESOLUTION BY THE BOARD OF SUPERVISORS OF THE MIDTOWN MIAMI COMMUNITY DEVELOPMENT DISTRICT ADOPTING AN INTERNAL CONTROLS POLICY CONSISTENT WITH SECTION 218.33, FLORIDA STATUTES; PROVIDING AN EFFECTIVE DATE.

WHEREAS, the Midtown Miami Community Development District (the "District") is a local unit of special-purpose government created and existing pursuant to Chapter 190, *Florida Statutes*, being situated entirely within Miami-Dade County, Florida; and

WHEREAS, consistent with Section 218.33, *Florida Statutes,* the District is statutorily required to establish and maintain internal controls designed to prevent and detect fraud, waste, and abuse as defined in Section 11.45(1), *Florida Statutes;* promote and encourage compliance with applicable laws, rules, contracts, grant agreements, and best practices; support economical and efficient operations; ensure reliability of financial records and reports; and safeguard assets; and

WHEREAS, to demonstrate compliance with Section 218.33, *Florida Statutes,* the District desires to adopt by resolution the Internal Controls Policy attached hereto as **Exhibit A**.

NOW, THEREFORE, BE IT RESOLVED BY THE BOARD OF SUPERVISORS OF THE MIDTOWN MIAMI COMMUNITY DEVELOPMENT DISTRICT:

SECTION 1. The attached Internal Controls Policy attached hereto as **Exhibit A** is hereby adopted pursuant to this Resolution.

SECTION 2. If any provision of this Resolution is held to be illegal or invalid, the other provisions shall remain in full force and effect.

SECTION 3. This Resolution shall become effective upon its passage and shall remain in effect unless rescinded or repealed.

PASSED AND ADOPTED THIS 12th DAY OF MAY 2020.

ATTEST:	**MIDTOWN MIAMI COMMUNITY DEVELOPMENT DISTRICT**
_____	_____
Secretary/Assistant Secretary	Chair/Vice Chair, Board of Supervisors

EXHIBIT "A"

MIDTOWN MIAMI COMMUNITY DEVELOPMENT DISTRICT
INTERNAL CONTROLS POLICY

1. Purpose.

1.1. The purpose of this internal controls policy is to establish and maintain internal controls for the Midtown Miami Community Development District.

1.2. Consistent with Section 218.33(3), *Florida Statutes,* the internal controls adopted herein are designed to:

1.2.1. Prevent and detect Fraud, Waste, and Abuse (as hereinafter defined).

1.2.2. Promote and encourage compliance with applicable laws, rules, contracts, grant agreements, and best practices.

1.2.3. Support economical and efficient operations.

1.2.4. Ensure reliability of financial records and reports.

1.2.5. Safeguard Assets (as hereinafter defined).

2. Definitions.

2.1. "Abuse" means behavior that is deficient or improper when compared with behavior that a prudent person would consider a reasonable and necessary operational practice given the facts and circumstances. The term includes the misuse of authority or position for personal gain.

2.2. "Assets" means District assets such as cash or other financial resources, supplies, inventories, equipment and other fixed assets, real property, intellectual property, or data.

2.3. "Auditor" means the independent auditor (and its employees) retained by the District to perform the annual audit required by state law.

2.4. "Board" means the Board of Supervisors for the District.

2.5. "District Management" means (i) the independent contractor (and its employees) retained by the District to provide professional district management services to the District and (ii) any other independent contractor (and its employees) separately

retained by the District to provide amenity management services, provided said services include a responsibility to safeguard and protect Assets.

2.6. "Fraud" means obtaining something of value through willful misrepresentation, including, but not limited to, intentional misstatements or intentional omissions of amounts or disclosures in financial statements to deceive users of financial statements, theft of an entity's assets, bribery, or the use of one's position for personal enrichment through the deliberate misuse or misapplication of an organization's resources.

2.7. "Internal Controls" means systems and procedures designed to prevent and detect fraud, waste, and abuse; promote and encourage compliance with applicable laws, rules, contracts, grant agreements, and best practices; support economical and efficient operations; ensure reliability of financial records and reports; and safeguard assets.

2.8. "Risk" means anything that could negatively impact the District's ability to meet its goals and objectives. The term includes strategic, financial, regulatory, reputational, and operational risks.

2.9. "Waste" means the act of using or expending resources unreasonably, carelessly, extravagantly, or for no useful purpose.

3. Control Environment.

3.1. Ethical and Honest Behavior.

3.1.1. District Management is responsible for maintaining a work environment that promotes ethical and honest behavior on the part of all employees, contractors, vendors and others.

3.1.2. Managers at all levels must behave ethically and communicate to employees and others that they are expected to behave ethically.

3.1.3. Managers must demonstrate through words and actions that unethical behavior will not be tolerated.

4. Risk Assessment.

4.1. Risk Assessment. District Management is responsible for assessing Risk to the District. District Management's Risk assessments shall include, but not be limited to:

4.1.1. Identifying potential hazards.

4.1.2. Evaluating the likelihood and extent of harm.

4.1.3. Identifying cost-justified precautions and implementing those precautions.

5. Control Activities.

5.1. Minimum Internal Controls. The District hereby establishes the following minimum Internal Controls to prevent and detect Fraud, Waste, and Abuse:

5.1.1. Preventive controls designed to forestall errors or irregularities and thereby avoid the cost of corrections. Preventive control activities shall include, but not be limited to, the following:

5.1.1.1. Identifying and segregating incompatible duties and/or implementing mitigating controls.

5.1.1.2. Performing accounting functions in accordance with Generally Accepted Accounting Principles (GAAP) and Governmental Accounting Standards Board (GASB) standards.

5.1.1.3. Requiring proper authorizations to access and/or modify accounting software.

5.1.1.4. Implementing computerized accounting techniques (e.g. to help identify coding errors, avoid duplicate invoices, etc.).

5.1.1.5. Maintaining a schedule of the District's material fixed Assets.

5.1.1.6. Maintaining physical control over the District's material and vulnerable Assets (e.g. lock and key, computer passwords, network firewalls, etc.).

5.1.1.7. Retaining and restricting access to sensitive documents.

5.1.1.8. Performing regular electronic data backups.

5.1.2. Detective controls designed to measure the effectiveness of preventive controls and to detect errors or irregularities when they occur. Detective control activities shall include, but not be limited to, the following:

5.1.2.1. Preparing financial reports in accordance with Generally Accepted Accounting Principles (GAAP) and Governmental Accounting Standards Board (GASB) standards.

5.1.2.2. Reviewing financial statements and investigating any material variances between budgeted expenses and actual expenses.

5.1.2.3. Establishing and implementing periodic reconciliations of bank, trust, and petty cash accounts.

5.1.2.4. Establishing an internal protocol for reporting and investigating known or suspected acts of Fraud, Waste, or Abuse.

5.1.2.5. Engaging in periodic physical inventory counts and comparisons with inventory records.

5.1.2.6. Monitoring all ACH (electronic) transactions and the sequencing of checks.

5.2. Implementation. District Management shall implement the minimum Internal Controls described herein. District Management may also implement additional Internal Controls that it deems advisable or appropriate for the District. The specific ways District Management implements these minimum Internal Controls shall be consistent with Generally Accepted Accounting Principles (GAAP) and otherwise conform to Governmental Accounting Standards Board (GASB) and American Institute of Certified Public Accountants (AICPA) standards and norms.

6. Information and Communication.

6.1. Information and Communication. District Management shall communicate to its employees (needing to know) information relevant to the Internal Controls, including but not limited to any changes to the Internal Controls and/or changes to laws, rules, contracts, grant agreements, and best practices.

6.2. Training. District Management shall regularly train its employees (needing the training) in connection with the Internal Controls described herein and promote and encourage compliance with applicable laws, rules, contracts, grant agreements, and best practices.

7. Monitoring Activities.

7.1. Internal Reviews. District Management shall internally review the District's Internal Controls at least once per year. In connection with this internal review, District Management shall:

7.1.1.1. Review its operational processes.

7.1.1.2. Consider the potential risk of Fraud, Waste, or Abuse inherent in each process.

7.1.1.3. Identify the controls included in the process, or controls that could be included, that would result in a reduction in the inherent risk.

7.1.1.4. Assess whether there are Internal Controls that need to be improved or added to the process under consideration.

7.1.1.5. Implement new controls or improve existing controls that are determined to be the most efficient and effective for decreasing the risk of Fraud, Waste or Abuse.

7.1.1.6. Train its employees on implemented new controls or improvements to existing controls.

7.2. External Audits and Other Reviews. Audits and other reviews may be performed on various components of the District's Internal Controls by the Auditor consistent with Government Auditing Standards (GAS). Audits may identify material deficiencies in the Internal Controls and make recommendations to improve them. District Management shall communicate and cooperate with the Board and the Auditor regarding the potential implementation of Auditor recommendations.

Specific Authority: §§ 190.011(5), 218.33(3), *Florida Statutes*
Effective date: May 12, 2020

MIDTOWN MIAMI
COMMUNITY DEVELOPMENT DISTRICT

7

AGREEMENT FOR ACCESS TO CERTAIN EXEMPT INFORMATION MAINTAINED BY THE MIAMI-DADE COUNTY PROPERTY APPRAISER

THIS AGREEMENT TO ACCESS CERTAIN EXEMPT INFORMATION MAINTAINED BY THE MIAMI-DADE COUNTY PROPERTY APPRAISER (**AGREEMENT**), made and entered into this ____ day of _____, 20___, by and between the **_____Community Development District** (hereinafter referred to as the "**CDD**") and the **MIAMI-DADE COUNTY PROPERTY APPRAISER**, (hereinafter referred as the "**Property Appraiser**").

WITNESSETH

WHEREAS, the CDD is an independent special purpose unit of local government that helps plan, finance, construct, operate and maintain infrastructure and services for the benefit of its residents,

WHEREAS, the CDD may finance infrastructure and services by levying ad valorem taxes or non-ad valorem assessments,

WHEREAS, the CDD has requested access to certain records maintained by the Property Appraiser relating to specific property owners, including name, home addresses, telephone numbers, dates of birth, and photographs, which are exempt from public disclosure under section 119.071 of the Florida Statutes ("**Exempt Information**"),

WHEREAS, under section 119.071 of the Florida Statutes, "home addresses" includes the physical address, mailing address, street address, parcel identification number, plot identification number, legal property description, neighborhood name and lot number, GPS coordinates, and any other descriptive property information that may reveal the home address,

WHEREAS, the CDD shall only request Exempt Information when there is a statutory or official need for the Exempt Information,

WHEREAS, the CDD shall take full responsibility for protecting all Exempt Information provided pursuant to this agreement in accordance with Florida law,

NOW, THEREFORE, in consideration of the covenants herein provided, the CDD and the Property Appraiser agree as follows:

1. The foregoing recitals are incorporated herein.

2. Before the CDD requests any Exempt Information from the Property Appraiser, the CDD shall establish sufficient safeguards to ensure that Exempt Information will not be disclosed, whether intentionally or inadvertently, by the CDD or any of its agents or employees, except as authorized by Florida law.

3. The CDD shall only use Exempt Information to fulfill the official administration, duties, and responsibilities of the CDD and such Exempt Information may not be disclosed or shared for any other purpose other than as prescribed by Florida law.

4. When in receipt of Exempt Information from the Property Appraiser, the CDD acknowledges that its employees, successors, and authorized agents are subject to the same requirements exempting such records from public disclosure and the same penalties for violation of those requirements as the Property Appraiser. The CDD accepts full responsibility for the actions of its employees, successors, and authorized agents with regards to the Exempt Information, unless otherwise provided by Florida law and subject to the limitations of section 768.28, Florida Statutes, to the extent applicable.

5. To the extent allowed by, and subject to the limitations of, section 768.28 of the Florida Statutes, if applicable, the CDD does hereby agree to indemnify and hold the Property Appraiser, its officials, employees, and instrumentalities, harmless from any and all liability for any damage, injury, or claim that may arise by virtue of the Property Appraiser's disclosure of the Exempt Information to the CDD, or the exercise of any rights, obligations or actions under this Agreement, including, but not limited to, the CDD's failure to maintain the Exempt Information in accordance with Florida law.

6. The undersigned further agrees that these conditions shall be deemed a continuing obligation between the CDD and the Property Appraiser and shall remain in full force and effect and be binding on the CDD, and any permitted successors or assigns.

7. In the event that the CDD requests any third party to assume any of its responsibilities as it relates to the Exempt Information or this Agreement, the CDD must require the third party to agree in writing that it is subject to, and must comply with, all terms of this Agreement and that it must protect the Exempt Information from disclosure. Such agreement by the third party must be signed before the CDD allows the third party to access any Exempt Information. The CDD acknowledges that such assumption by a third party shall not relieve the CDD from any obligations or responsibilities hereunder. Any failure by any third party shall not subject the Property Appraiser to any liability for any damage, injury, or claim that may arise. A failure of the CDD to comply with this section shall be a breach of this Agreement and therefore a termination of the Agreement without the notice requirement in section 9.

8. Nothing in this Agreement, expressed or implied, is intended to: (a) confer upon any entity or person other than the parties and any permitted successors or assigns, any rights or remedies under or by reason of the Agreement as a third party beneficiary or otherwise except as specifically provided in this Agreement; or (b) authorize anyone not a party to this Agreement to maintain an action pursuant to or based upon this Agreement. Additionally, nothing herein shall be deemed to constitute a waiver of any rights under section 768.28 of the Florida Statutes, or as a waiver of the Property Appraiser's sovereign rights.

9. Either party to this Agreement may terminate the Agreement with seven (7) days' written notice to the other party. The CDD's obligation to protect the Exempt Information from disclosure shall remain in full force and effect following the termination of the Agreement.

10. The language agreed to herein expresses the mutual intent and agreement of the Property Appraiser and the CDD, and shall not, as a matter of judicial construction, be construed more severely against one of the parties from the other.

11. Any notices to be given hereunder shall be in writing and shall be deemed to have been given if sent by hand delivery, recognized overnight courier (e.g., Federal Express), or by written certified U.S. main, with return receipt requested, addressed to the party for whom it is intended, at the place specified. The method of delivery shall be consistent among all of the persons listed herein. For the present, the CDD and Property Appraiser designate the following as the respective places for notice purposes:

Community Development District: _____
_____
_____

With a Copy to: District Counsel
Billing, Cochran, Lyles, Mauro & Ramsey, P.A.
515 East Las Olas Blvd., Sixth Floor
Fort Lauderdale, Florida 33301
Attn: Dennis E. Lyles, Esq.

Property Appraiser: Miami-Dade County
Office of the Property Appraiser
111 Northwest First Street, Suite 710
Miami, Florida 33128

With a Copy to: Miami-Dade County Attorney's Office
111 Northwest First Street, Suite 2810
Miami, Florida 33128

IN WITNESS WHEREOF, the _____Community Development District has caused this instrument to be executed by its respective officials thereunto duly authorized, this the day and year above written.

_____COMMUNITY DEVELOPMENT DISTRICT

ATTEST:

By: _____ By: _____
Secretary/Assistant Secretary Chairperson

APPROVED AS TO LEGAL FORM
AND CORRECTNESS: _____
CDD Attorney

MIAMI-DADE COUNTY PROPERTY APPRAISER

ATTEST:

By: _____ _____
Property Appraiser/ Designee Date

MIDTOWN MIAMI
COMMUNITY DEVELOPMENT DISTRICT

8

Terracon

April 1, 2020

Alvarez Engineers, Inc
8935 NW 35 Lane, Suite 101
Doral, FL 33172

Attn: Mr. Juan R. Alvarez, P.E.
E: Juan.Alvarez@alvarezeng.com

RE: Proposal for a Limited Site Investigation
Environmental Consulting Services and Preliminary Groundwater Assessment
Buena Vista/Midtown Miami
DERM Case No. UT-5419/File No. 10621
North Miami Avenue and East Coast Avenue between NE 29 Street and NE 36 Street
Miami, Miami-Dade County, Florida
Terracon Proposal No. PH8207035 (Revised)

Dear Mr. Alvarez:

Terracon Consultants, Inc. (Terracon) appreciates the opportunity to submit this proposal to Alvarez Engineers (client) to provide environmental consulting services and conduct a Limited Site Investigation (LSI) at the above-referenced site. The purpose of this LSI is to interface with the local environmental regulatory authority for Miami-Dade County and potentially assess for arsenic concentrations in groundwater in response to correspondence from Miami-Dade County dated January 31, 2020.

Scope of Services (see Section 2.0 of attached Proposal Detail)	Environmental Consulting Services including a limited file review of historical documents and meetings with the Client and Miami-Dade County representatives, if needed. LSI to include the following: Performance of 1 day of Direct Push Drilling, Installation of up to 5 temporary monitoring wells and two mobilizations to the site to sample the 5 monitoring wells for arsenic only.
Schedule (see Section 3.0 of attached Proposal Detail)	Terracon is prepared to commence upon your authorization-to-proceed.
Compensation (see Section 3.0 of attached Proposal Detail)	Time and Materials Budget of $9,500 based on two Tasks (normal turnaround time for laboratory analysis)

Refer to the attached proposal detail for assumptions and limitations. This proposal is valid for 60 days.

We appreciate the opportunity to provide this proposal and look forward to working with you on this project. If this proposal meets with your approval, please sign the attached Agreement for Services and return a copy to our office via email to lucas.barroso@terracon.com.

If you should have any questions or comments regarding this proposal, please contact either of the undersigned at 786-501-7827.

Sincerely,
Terracon Consultants, Inc.

for

Lucas A. Barroso-Giachetti, PE, CHMM
Department Manager

Terry Horan, PE
Department Manager

Attachments: Proposal Detail
Agreement for Services
Rate Schedule

1.0 PROJECT INFORMATION

Based on email and verbal communications with the client, Terracon understands the following:

- The client received correspondence from the Miami-Dade County Department of Regulatory and Economic Resources (RER), Division of Environmental Resources Management (DERM) dated January 31, 2020, which is requesting additional groundwater assessment for historical arsenic impacts within the area identified by DERM between NE 29 Street and NE 36 Street and adjoining North Miami Avenue.

- DERM issued a groundwater monitoring completion letter dated August 29, 2005, which is now rescinded. The "Reopener Clause" in the Brownfield site's Covenant is being implemented to require this additional quarterly groundwater investigation and reporting.

- DERM has requested groundwater monitoring at nine locations throughout this area with proposed quarterly sampling scheduled durations ranging from 2 quarters to one year.

We understand the client intends to interface with DERM to clarify the regulatory justification and requirements in the January 2020 correspondence and may conduct preliminary groundwater monitoring to screen for existing arsenic concentrations in groundwater at the subject property.

2.0 SCOPE OF SERVICES

At your request, the proposed scope of services was developed to provide environmental consulting services in response to DERM correspondence dated January 31, 2020 and to screen groundwater quality in the subject area for arsenic only.

Commitment to Safety IIF
Terracon is committed to the safety of all its employees. As such, and in accordance with our Incident and Injury Free® safety culture, Terracon will develop a safety plan to be used by our personnel during field services. Prior to commencement of on-site activities, Terracon will hold a meeting to review health and safety needs for this specific project. At this time, we anticipate performing fieldwork in a USEPA Level D work uniform consisting of hard hats, safety glasses, protective gloves, and steel-toed boots. It may become necessary to upgrade this level of protection, at additional cost, while sampling activities are being conducted in the event that petroleum or chemical constituents are encountered in soils or groundwater that present an increased risk for personal exposure.

Utility Clearance

No later than 48 hours prior to intrusive activities, Terracon will contact the public utility locator Sunshine 811 to arrange for underground utility locates at the above referenced site. If there are public or private utilities not included in the request, locating of these utilities will be the Client's responsibility and Terracon assumes no liability if unmarked utilities are encountered.

2.1 Task 1 – Limited File Review and Meetings

Per the Client's request, Terracon will conduct a limited review of the historical environmental documents and/or correspondence for the subject area. Based on our review, we will meet with you to discuss the environmental and regulatory conditions associated with the site, including Brownfields considerations.

We understand Terracon will meet with DERM and/or with the client to discuss the January 31, 2020 and the regulatory basis of the required groundwater monitoring.

We have budgeted up to two full working days to review publicly available files and one meeting with the client and/or DERM.

2.2 Task 2 – Preliminary Groundwater Assessment

Groundwater samples will be collected from up to five temporary groundwater monitoring wells advanced at the site using a Direct-Push Technology (DPT) drilling rig. Terracon will discuss the proposed temporary well locations with the Client prior to mobilizing and submit the required 3-day business day field notification to DERM prior to completing environmental field activities. The temporary monitoring wells will be installed and constructed in accordance with industry standards.

Terracon will mobilize to the site at least 24 hours after installation of the temporary monitoring wells and collect groundwater samples in accordance with industry and State of Florida standards for analysis of total arsenic by a certified laboratory.

The proposed sampling locations may be modified in the field to account for utility clearance, access limitations, and/or site conditions. The client will be notified of any significant modifications to the sampling locations.

Temporary investigation locations will be plugged and abandoned in accordance with applicable state requirements. Investigation-derived waste (IDW) resulting from the LSI are

not anticipated to be generated. If IDW is produced, the materials will be handled per state requirements, but costs for this effort are not included in this proposal.

2.3 Preparation of LSI Report

Following site activities and receipt of the laboratory analytical results, a letter report will be prepared that will include the following, if requested by the client:

- Documentation of field activities;
- Site plan showing pertinent site features;
- Soil boring/monitoring well construction logs;
- Groundwater sampling logs
- Analytical laboratory results;
- Data evaluation and presentation of findings; and,
- Recommendations concerning further action, if necessary.

The final written report will reflect results, findings, and recommendations, and, as such, will take precedence over any verbal reports that Terracon personnel may have provided. The analysis, comments and recommendations presented in the final written report will be based on the information collected as discussed in this proposal.

3.0 SCHEDULE AND FEE

The actual project schedule will be based on the availability of environmental drillers and other subcontractors. If schedule delays are anticipated based on subcontractor availability, weather, and/or encountered site conditions, the client will be contacted to discuss changes in the schedule. Drilling field work is anticipated to require one full working day. Groundwater sampling activities are anticipated to be completed within one half working day for each mobilization.

The Scope of Services outlined in this proposal will be conducted on a time and materials basis in accordance with the attached rates with a budget of $9,500 for normal turnaround time laboratory analysis. We understand the Client may elect to authorize one Task at a time.

ESTIMATED PROJECT BUDGET	
TASK	**Budget**
Task 1 – Limited File Review	$3,500
Task 2 – Preliminary Groundwater Assessment Drilling - Subcontractor (One Day of DPT Drilling with 5 temporary wells) Analytical Laboratory Budget (Standard 5-7 Business Day turn-around-time of 6 groundwater samples for Arsenic)	$6,000
ESTIMATED BUDGET	**$9,500**

If, as a result of these services, additional services are required that are outside the scope of this proposal, you will be contacted to discuss associated costs. Client authorization will be obtained prior to commencement of additional services outside the scope of this proposal.

Transportation and disposal of removed soil cuttings, development water, or other IDW materials are not included in the scope of services or estimated fee. Terracon does not anticipate generating IDW, however, in the event that visibly impacted materials are encountered, Terracon would be pleased to provide a separate proposal for IDW transportation and disposal once a final volume and classification of waste are determined. Client or its authorized agent will be responsible for signing the waste manifest, as required, or authorizing Terracon to sign on its behalf.

4.0 CONDITIONS

If soil, groundwater, or other environmental releases are discovered during the LSI, the owner, operator, or similar responsible party may have release reporting obligations under applicable state law or regulations. The scope of services and estimated fee were based on the assumptions and limitations noted below.

Assumptions

- Client will provide to Terracon, prior to mobilization, legal right of entry to the site (and other areas if required) to conduct the scope of services.
- Client will notify Terracon, prior to mobilization, of any restrictions, special site access requirements, or known potentially hazardous conditions at the site (e.g., hazardous materials or processes, specialized protective equipment requirements, unsound structural conditions, etc.)
- Field services will be performed in OSHA Level D attire. Client will be responsible for additional costs should an upgrade to personal protective equipment be required do to conditions encountered at site.

- Public utilities will be located using applicable state, regional, and/or local utility locate services or one-call centers. Location of utilities on private land that are not located by these public services will be the responsibility of the client and/or property owner/operator.
- Services can be performed during normal business hours (Monday through Friday, 7:00 am to 7:00 pm).
- Traffic control services are not required.
- The site is readily accessible by truck.

If any of these assumptions or conditions are not accurate or change during the project, the stated fee is subject to change.

Limitations

Terracon's services will be performed in a manner consistent with generally accepted practices of the profession undertaken in similar studies in the same geographic area during the same period. Terracon makes no warranties, express or implied, regarding its services, findings, conclusions or recommendations. Please note that Terracon does not warrant the services of laboratories, regulatory agencies or other third parties supplying information used in the preparation of the report. These LSI services will be performed in accordance with the scope of services agreed with you, our client, as set forth in this proposal and are not intended to be in strict conformance with ASTM E1903-11.

Certain indicators of subsurface impacts may be inaccessible, nondetectable, or not present during these services, and we cannot represent that the site contains no hazardous substances, petroleum products, or other latent conditions beyond those identified during this LSI. Subsurface conditions are subject to spatial and temporal variability. Our findings, conclusions, and recommendations will be based solely upon data obtained at the time and within the scope of these services.

Reliance

The LSI report will be prepared for the exclusive use and reliance of the client. Reliance by any other party is prohibited without the written authorization of the client and Terracon. Reliance on the LSI by the client and all authorized parties will be subject to the terms, conditions, and limitations stated in the Agreement for Services, sections of this proposal incorporated therein, the Reliance Agreement, and the LSI report. The defined contractual limitation of liability is the aggregate limit of Terracon's liability to the client and all relying parties.

Terracon

Reference Number: PH8207035

AGREEMENT FOR SERVICES

This **AGREEMENT** is between Alvarez Engineers Inc ("Client") and Terracon Consultants, Inc. ("Consultant") for Services to be provided by Consultant for Client on the Alvarez Engineers - Environmental Consulting Services - Midtown Miami Parcel 8 project ("Project"), as described in Consultant's Proposal dated 03/12/2020 ("Proposal"), including but not limited to the Project Information section, unless the Project is otherwise described in Exhibit A to this Agreement (which section or Exhibit is incorporated into this Agreement).

1. **Scope of Services.** The scope of Consultant's services is described in the Proposal, including but not limited to the Scope of Services section ("Services"), unless Services are otherwise described in Exhibit B to this Agreement (which section or exhibit is incorporated into this Agreement). Portions of the Services may be subcontracted. Consultant's Services do not include the investigation or detection of, nor do recommendations in Consultant's reports address occupant safety issues, such as vulnerability to natural disasters, terrorism, or violence. If Services include purchase of software, Client will execute a separate software license agreement. Consultant's findings, opinions, and recommendations are based solely upon data and information obtained by and furnished to Consultant at the time of the Services.
2. **Acceptance/ Termination.** Client agrees that execution of this Agreement is a material element of the consideration Consultant requires to execute the Services, and if Services are initiated by Consultant prior to execution of this Agreement as an accommodation for Client at Client's request, both parties shall consider that commencement of Services constitutes formal acceptance of all terms and conditions of this Agreement. Additional terms and conditions may be added or changed only by written amendment to this Agreement signed by both parties. In the event Client uses a purchase order or other form to administer this Agreement, the use of such form shall be for convenience purposes only and any additional or conflicting terms it contains are stricken. This Agreement shall not be assigned by either party without prior written consent of the other party. Either party may terminate this Agreement or the Services upon written notice to the other. In such case, Consultant shall be paid costs incurred and fees earned to the date of termination plus reasonable costs of closing the Project.
3. **Change Orders.** Client may request changes to the scope of Services by altering or adding to the Services to be performed. If Client so requests, Consultant will return to Client a statement (or supplemental proposal) of the change setting forth an adjustment to the Services and fees for the requested changes. Following Client's review, Client shall provide written acceptance. If Client does not follow these procedures, but instead directs, authorizes, or permits Consultant to perform changed or additional work, the Services are changed accordingly and Consultant will be paid for this work according to the fees stated or its current fee schedule. If project conditions change materially from those observed at the site or described to Consultant at the time of proposal, Consultant is entitled to a change order equitably adjusting its Services and fee.
4. **Compensation and Terms of Payment.** Client shall pay compensation for the Services performed at the fees stated in the Proposal, including but not limited to the Compensation section, unless fees are otherwise stated in Exhibit C to this Agreement (which section or Exhibit is incorporated into this Agreement). If not stated in either, fees will be according to Consultant's current fee schedule. Fee schedules are valid for the calendar year in which they are issued. Fees do not include sales tax. Client will pay applicable sales tax as required by law. Consultant may invoice Client at least monthly and payment is due upon receipt of invoice. Client shall notify Consultant in writing, at the address below, within 15 days of the date of the invoice if Client objects to any portion of the charges on the invoice, and shall promptly pay the undisputed portion. Client shall pay a finance fee of 1.5% per month, but not exceeding the maximum rate allowed by law, for all unpaid amounts 30 days or older. Client agrees to pay all collection-related costs that Consultant incurs, including attorney fees. Consultant may suspend Services for lack of timely payment. It is the responsibility of Client to determine whether federal, state, or local prevailing wage requirements apply and to notify Consultant if prevailing wages apply. If it is later determined that prevailing wages apply, and Consultant was not previously notified by Client, Client agrees to pay the prevailing wage from that point forward, as well as a retroactive payment adjustment to bring previously paid amounts in line with prevailing wages. Client also agrees to defend, indemnify, and hold harmless Consultant from any alleged violations made by any governmental agency regulating prevailing wage activity for failing to pay prevailing wages, including the payment of any fines or penalties.
5. **Third Party Reliance.** This Agreement and the Services provided are for Consultant and Client's sole benefit and exclusive use with no third party beneficiaries intended. Reliance upon the Services and any work product is limited to Client, and is not intended for third parties other than those who have executed Consultant's reliance agreement, subject to the prior approval of Consultant and Client.
6. **LIMITATION OF LIABILITY. CLIENT AND CONSULTANT HAVE EVALUATED THE RISKS AND REWARDS ASSOCIATED WITH THIS PROJECT, INCLUDING CONSULTANT'S FEE RELATIVE TO THE RISKS ASSUMED, AND AGREE TO ALLOCATE CERTAIN OF THE ASSOCIATED RISKS. TO THE FULLEST EXTENT PERMITTED BY LAW, THE TOTAL AGGREGATE LIABILITY OF CONSULTANT (AND ITS RELATED CORPORATIONS AND EMPLOYEES) TO CLIENT AND THIRD PARTIES GRANTED RELIANCE IS LIMITED TO THE GREATER OF $50,000 OR CONSULTANT'S FEE, FOR ANY AND ALL INJURIES, DAMAGES, CLAIMS, LOSSES, OR EXPENSES (INCLUDING ATTORNEY AND EXPERT FEES) ARISING OUT OF CONSULTANT'S SERVICES OR THIS AGREEMENT. PRIOR TO ACCEPTANCE OF THIS AGREEMENT AND UPON WRITTEN REQUEST FROM CLIENT, CONSULTANT MAY NEGOTIATE A HIGHER LIMITATION FOR ADDITIONAL CONSIDERATION IN THE FORM OF A SURCHARGE TO BE ADDED TO THE AMOUNT STATED IN THE COMPENSATION SECTION OF THE PROPOSAL. THIS LIMITATION SHALL APPLY REGARDLESS OF AVAILABLE PROFESSIONAL LIABILITY INSURANCE COVERAGE, CAUSE(S), OR THE THEORY OF LIABILITY, INCLUDING NEGLIGENCE, INDEMNITY, OR OTHER RECOVERY. THIS LIMITATION SHALL NOT APPLY TO THE EXTENT THE DAMAGE IS PAID UNDER CONSULTANT'S COMMERCIAL GENERAL LIABILITY POLICY.**
7. **Indemnity/Statute of Limitations.** Consultant and Client shall indemnify and hold harmless the other and their respective employees from and against legal liability for claims, losses, damages, and expenses to the extent such claims, losses, damages, or expenses are legally determined to be caused by their negligent acts, errors, or omissions. In the event such claims, losses, damages, or expenses are legally determined to be caused by the joint or concurrent negligence of Consultant and Client, they shall be borne by each party in proportion to its own negligence under comparative fault principles. Neither party shall have a duty to defend the other party, and no duty to defend is hereby created by this indemnity provision and such duty is explicitly waived under this Agreement. Causes of action arising out of Consultant's Services or this Agreement regardless of cause(s) or the theory of liability, including negligence, indemnity or other recovery shall be deemed to have accrued and the applicable statute of limitations shall commence to run not later than the date of Consultant's substantial completion of Services on the project.
8. **Warranty.** Consultant will perform the Services in a manner consistent with that level of care and skill ordinarily exercised by members of the profession currently practicing under similar conditions in the same locale. **EXCEPT FOR THE STANDARD OF CARE PREVIOUSLY STATED, CONSULTANT MAKES NO WARRANTIES OR GUARANTEES, EXPRESS OR IMPLIED, RELATING TO CONSULTANT'S SERVICES AND CONSULTANT DISCLAIMS ANY IMPLIED WARRANTIES OR WARRANTIES IMPOSED BY LAW, INCLUDING WARRANTIES OF MERCHANTABILITY AND FITNESS FOR A PARTICULAR PURPOSE.**
9. **Insurance.** Consultant represents that it now carries, and will continue to carry: (i) workers' compensation insurance in accordance with the laws of the states having jurisdiction over Consultant's employees who are engaged in the Services, and employer's liability insurance ($1,000,000); (ii) commercial general liability insurance ($1,000,000 occ / $2,000,000 agg); (iii) automobile liability insurance ($1,000,000 B.I. and P.D. combined single

10. **CONSEQUENTIAL DAMAGES. NEITHER PARTY SHALL BE LIABLE TO THE OTHER FOR LOSS OF PROFITS OR REVENUE; LOSS OF USE OR OPPORTUNITY; LOSS OF GOOD WILL; COST OF SUBSTITUTE FACILITIES, GOODS, OR SERVICES; COST OF CAPITAL; OR FOR ANY SPECIAL, CONSEQUENTIAL, INDIRECT, PUNITIVE, OR EXEMPLARY DAMAGES.**
11. **Dispute Resolution.** Client shall not be entitled to assert a Claim against Consultant based on any theory of professional negligence unless and until Client has obtained the written opinion from a registered, independent, and reputable engineer, architect, or geologist that Consultant has violated the standard of care applicable to Consultant's performance of the Services. Client shall provide this opinion to Consultant and the parties shall endeavor to resolve the dispute within 30 days, after which Client may pursue its remedies at law. This Agreement shall be governed by and construed according to Kansas law.
12. **Subsurface Explorations.** Subsurface conditions throughout the site may vary from those depicted on logs of discrete borings, test pits, or other exploratory services. Client understands Consultant's layout of boring and test locations is approximate and that Consultant may deviate a reasonable distance from those locations. Consultant will take reasonable precautions to reduce damage to the site when performing Services; however, Client accepts that invasive services such as drilling or sampling may damage or alter the site. Site restoration is not provided unless specifically included in the Services.
13. **Testing and Observations.** Client understands that testing and observation are discrete sampling procedures, and that such procedures indicate conditions only at the depths, locations, and times the procedures were performed. Consultant will provide test results and opinions based on tests and field observations only for the work tested. Client understands that testing and observation are not continuous or exhaustive, and are conducted to reduce - not eliminate - project risk. Client shall cause all tests and inspections of the site, materials, and Services performed by Consultant to be timely and properly scheduled in order for the Services to be performed in accordance with the plans, specifications, contract documents, and Consultant's recommendations. No claims for loss or damage or injury shall be brought against Consultant by Client or any third party unless all tests and inspections have been so performed and Consultant's recommendations have been followed. Unless otherwise stated in the Proposal, Client assumes sole responsibility for determining whether the quantity and the nature of Services ordered by Client is adequate and sufficient for Client's intended purpose. Client is responsible (even if delegated to contractor) for requesting services, and notifying and scheduling Consultant so Consultant can perform these Services. Consultant is not responsible for damages caused by Services not performed due to a failure to request or schedule Consultant's Services. Consultant shall not be responsible for the quality and completeness of Client's contractor's work or their adherence to the project documents, and Consultant's performance of testing and observation services shall not relieve Client's contractor in any way from its responsibility for defects discovered in its work, or create a warranty or guarantee. Consultant will not supervise or direct the work performed by Client's contractor or its subcontractors and is not responsible for their means and methods. The extension of unit prices with quantities to establish a total estimated cost does not guarantee a maximum cost to complete the Services. The quantities, when given, are estimates based on contract documents and schedules made available at the time of the Proposal. Since schedule, performance, production, and charges are directed and/or controlled by others, any quantity extensions must be considered as estimated and not a guarantee of maximum cost.
14. **Sample Disposition, Affected Materials, and Indemnity.** Samples are consumed in testing or disposed of upon completion of the testing procedures (unless stated otherwise in the Services). Client shall furnish or cause to be furnished to Consultant all documents and information known or available to Client that relate to the identity, location, quantity, nature, or characteristic of any hazardous waste, toxic, radioactive, or contaminated materials ("Affected Materials") at or near the site, and shall immediately transmit new, updated, or revised information as it becomes available. Client agrees that Consultant is not responsible for the disposition of Affected Materials unless specifically provided in the Services, and that Client is responsible for directing such disposition. In no event shall Consultant be required to sign a hazardous waste manifest or take title to any Affected Materials. Client shall have the obligation to make all spill or release notifications to appropriate governmental agencies. The Client agrees that Consultant neither created nor contributed to the creation or existence of any Affected Materials conditions at the site and Consultant shall not be responsible for any claims, losses, or damages allegedly arising out of Consultant's performance of Services hereunder, or for any claims against Consultant as a generator, disposer, or arranger of Affected Materials under federal, state, or local law or ordinance.
15. **Ownership of Documents.** Work product, such as reports, logs, data, notes, or calculations, prepared by Consultant shall remain Consultant's property. Proprietary concepts, systems, and ideas developed during performance of the Services shall remain the sole property of Consultant. Files shall be maintained in general accordance with Consultant's document retention policies and practices.
16. **Utilities.** Unless otherwise stated in the Proposal, Client shall provide the location and/or arrange for the marking of private utilities and subterranean structures. Consultant shall take reasonable precautions to avoid damage or injury to subterranean structures or utilities. Consultant shall not be responsible for damage to subterranean structures or utilities that are not called to Consultant's attention, are not correctly marked, including by a utility locate service, or are incorrectly shown on the plans furnished to Consultant.
17. **Site Access and Safety.** Client shall secure all necessary site related approvals, permits, licenses, and consents necessary to commence and complete the Services and will execute any necessary site access agreement. Consultant will be responsible for supervision and site safety measures for its own employees, but shall not be responsible for the supervision or health and safety precautions for any other parties, including Client, Client's contractors, subcontractors, or other parties present at the site. In addition, Consultant retains the right to stop work without penalty at any time Consultant believes it is in the best interests of Consultant's employees or subcontractors to do so in order to reduce the risk of exposure to the coronavirus. Client agrees it will respond quickly to all requests for information made by Consultant related to Consultant's pre-task planning and risk assessment processes. Client acknowledges its responsibility for notifying Consultant of any circumstances that present a risk of exposure to the coronavirus or individuals who have tested positive for COVID-19 or are self-quarantining due to exhibiting symptoms associated with the coronavirus.

PURSUANT TO SECTION 558.0035 OF FLORIDA STATUTES, AN INDIVIDUAL EMPLOYEE OR AGENT OF CONSULTANT MAY NOT BE HELD INDIVIDUALLY LIABLE.

Consultant:	**Terracon Consultants, Inc.**	Client:	**Midtown Miami Community Development District**
By:	Date: **4/6/2020**	By:	Date: 04-09-20
Name/Title:	**Senior Environmental Engineer**	Name/Title:	**Cindy Cerbone**
Address:	**Miami Lakes, FL 33014-7541**	Address:	**2300 Glades Road # 410W** **Boca Raton, FL 33431**
Phone:	**(305) 820-1997** Fax:	Phone:	561-571-0010 Fax:
Email:	**Lucas.Barroso@terracon.com**	Email:	**cerbonec@whhassociates.com**

RATE SCHEDULE

Principal	$205/ Hr.
Senior Engineer/ Geologist/ Hydrologist	$175/ Hr.
Project Manager	$160/ Hr.
Project Engineer/ Geologist/ Hydrologist	$125/ Hr.
Staff Engineer/ Geologist/ Hydrologist	$95/ Hr.
Technician (Field)	$80/ Hr.
CADD Technician	$85/ Hr.
Administrative	$65/ Hr.
Vehicle	$100/ Day
Organic Vapor Analyzer (PID/FID)	$100/ Day
Soil Sampling Kit	$30/ Day
Groundwater Sampling Kit	$160/ Day
Subcontractor	Cost +15%

MIDTOWN MIAMI
COMMUNITY DEVELOPMENT DISTRICT

9

MIDTOWN MIAMI
COMMUNITY DEVELOPMENT DISTRICT
FINANCIAL STATEMENTS
UNAUDITED
MARCH 31, 2020

MIDTOWN MIAMI
COMMUNITY DEVELOPMENT DISTRICT
TABLE OF CONTENTS

Description	Page Number(s)
BASIC FINANCIAL STATEMENTS	
Fund Financial Statements:	
Governmental Funds	
Balance Sheet - Governmental Funds	1
Statement of Revenues, Expenditures and Changes in Fund Balances:	
General Fund	2 - 3
Debt Service Fund: Series 2014B	4
Proprietary Fund - Parking Garage	
Statement of Net Position	5
Statement of Revenues, Expenses and Changes in Net Position	6 - 7
SUPPORT SCHEDULES	
Lanier Parking Services P&L Data from Invoices:	
Combined - Year-to-Date	8 - 9
North Block - Per Month	10-11
South Block - Per Month	12
Mid-Block East - Per Month	13
Off-Street Parking - Per Month	14

MIDTOWN MIAMI
COMMUNITY DEVELOPMENT DISTRICT
BALANCE SHEET
GOVERNMENTAL FUNDS
MARCH 31, 2020

	Governmental Funds		Total
	General	Debt Service Series 2014B	Governmental Funds
ASSETS			
Wells Fargo - operating	$ 320,682	$ -	$ 320,682
Finemark	125,053	-	125,053
Finemark - ICS	834,207	-	834,207
Iberia	251,262	-	251,262
Accounts receivable	10	-	10
Undeposited funds	31,291	25	31,316
Due from enterprise fund	27,356	-	27,356
Investments			
Reserve B	-	1,045,107	1,045,107
Revenue B	-	231,775	231,775
Prepayment B	-	1,399	1,399
Assessments receivable	326,746	314,463	641,209
Deposits	4,550	-	4,550
Due from general fund	-	320	320
Due from contractor	930	-	930
Due from other	716	-	716
Total assets	$ 1,922,803	$ 1,593,089	$ 3,515,892
LIABILITIES			
Liabilities:			
Accounts payable	$ 16,742	$ -	$ 16,742
Credit card payable	557	-	557
Restroom deposits	250	-	250
Due to governmental funds			
Debt service - 2014B	320	-	320
Due to enterprise fund	-	9,196	9,196
Due to Developer	75	-	75
Total liabilities	17,944	9,196	27,140
DEFERRED INFLOWS OF RESOURCES			
Deferred receipts	327,864	314,463	642,327
Total deferred inflows of resources	327,864	314,463	642,327
FUND BALANCES			
Restricted for:			
Debt service	-	1,269,430	1,269,430
Assigned			
3 months working capital	612,464	-	612,464
Disaster recovery	150,000	-	150,000
Unassigned	814,531	-	814,531
Total fund balances	1,576,995	1,269,430	2,846,425
Total liabilities, deferred inflows of resources and fund balances	$ 1,922,803	$ 1,593,089	$ 3,515,892

MIDTOWN MIAMI
COMMUNITY DEVELOPMENT DISTRICT
STATEMENT OF REVENUES, EXPENDITURES,
AND CHANGES IN FUND BALANCES
GENERAL FUND
FOR THE PERIOD ENDED MARCH 31, 2020

	Current Month	Year to Date	Budget	% of Budget
REVENUES				
Assessments: on-roll (net of discounts)	$ 12,684	$ 288,922	$ 340,169	85%
Assessments: off-roll	36,954	824,479	2,298,739	36%
Interest & miscellaneous	301	2,511	708	355%
Total revenues	49,939	1,115,912	2,639,616	42%
EXPENDITURES				
Administrative				
Supervisors	-	600	12,000	5%
FICA	-	46	918	5%
Engineering	-	8,463	12,500	68%
Consulting services	2,700	4,755	7,500	63%
Legal	3,390	7,500	60,000	13%
Management	4,881	29,283	58,566	50%
Assessment roll preparation	366	2,199	4,398	50%
Audit	-	-	8,100	0%
Postage	84	443	600	74%
Insurance	-	47,960	48,000	100%
Worker's compensation	-	2,663	3,900	68%
Printing and binding	50	300	600	50%
Legal advertising	-	308	1,250	25%
Bank charges	44	323	960	34%
Property taxes	-	9	200	5%
Assessment collection (tax collector)	127	2,888	3,543	82%
ADA website compliance	-	199	200	100%
Web hosting	-	705	705	100%
Annual filing fee	-	175	175	100%
Total administrative	11,642	108,819	224,115	49%
Field				
Salaries	8,313	58,468	105,931	55%
Contracts:				
Fountain	-	-	4,000	0%
Janitorial	31,023	204,924	370,000	55%
Security services	50,764	200,635	679,000	30%
Street sweeping	4,305	25,617	52,000	49%
Landscape	20,177	121,062	325,000	37%
Road cleaning	1,350	8,100	17,000	48%
Air conditioning	357	861	4,500	19%
Pest control	210	1,410	4,000	35%
Other services	-	-	720	0%
Waste removal	702	4,272	10,000	43%
Telephone	398	2,210	18,000	12%
Electricity	1,805	11,862	68,000	17%

MIDTOWN MIAMI
COMMUNITY DEVELOPMENT DISTRICT
STATEMENT OF REVENUES, EXPENDITURES,
AND CHANGES IN FUND BALANCES
GENERAL FUND
FOR THE PERIOD ENDED MARCH 31, 2020

	Current Month	Year to Date	Budget	% of Budget
Utilities:				
Irrigation	5,481	19,015	72,000	26%
Rentals: general	-	2,000	10,000	20%
Repairs & maintenance:				
General	11,922	39,516	60,000	66%
Air conditioning	1,480	1,480	4,000	37%
Buildings	-	15,350	25,000	61%
Electrical	1,780	11,749	80,000	15%
Grounds	1,950	53,946	80,000	67%
Irrigation	-	18,358	25,000	73%
Plant replacement	-	30,124	80,000	38%
Signage	886	908	2,000	45%
Printing and binding	-	-	600	0%
Holiday decorations	-	78,696	80,000	98%
Radio	-	-	3,000	0%
Licenses & permits	-	10	750	1%
Security	1,593	13,680	25,000	55%
Office & operating supplies	1,142	11,544	18,000	64%
Office equipment	-	411	2,000	21%
Capital projects	-	4,500	50,000	9%
Midtown community park	13,980	109,110	100,000	109%
Contingencies	3,500	15,340	40,000	38%
Total field operations	163,118	1,065,158	2,415,501	44%
Total expenditures	174,760	1,173,977	2,639,616	44%
Excess/(deficiency) of revenues over/(under) expenditures	(124,821)	(58,065)	-	
Fund balances - beginning	1,701,816	1,635,060	1,096,803	
Committed				
Assigned				
3 months working capital	612,464	612,464	669,594	
Disaster recovery	150,000	150,000	150,000	
Unassigned	1,839,796	814,531	277,209	
Fund balance - ending	$1,576,995	$1,576,995	$1,096,803	

MIDTOWN MIAMI
COMMUNITY DEVELOPMENT DISTRICT
STATEMENT OF REVENUES, EXPENDITURES,
AND CHANGES IN FUND BALANCES
DEBT SERVICE FUND SERIES 2014B
FOR THE PERIOD ENDED MARCH 31, 2020

	Current Month	Year to Date	Budget	% of Budget
REVENUES				
Assessments: on-roll (net of discounts)	$ 744	$ 16,945	$ 89,738	19%
Assessments: off-roll	115,975	115,975	468,344	25%
Interest and miscellaneous	2,704	25,246	-	N/A
Total revenues	119,423	158,166	558,082	28%
Debt service				
Principal	-	-	835,000	0%
Principal prepayment	-	15,000	-	N/A
Interest	-	558,331	1,116,663	50%
Total debt service	-	573,331	1,951,663	29%
Administration				
Trustee fees	-	-	3,163	0%
Assessment services	416	2,496	4,993	50%
Arbitrage calculation	-	-	600	0%
Dissemination agent	-	-	500	0%
Tax collector	8	170	935	18%
Total administration	424	2,666	10,191	26%
Total expenditures	424	575,997	1,961,854	29%
Excess/(deficiency) of revenues over/(under) expenditures	118,999	(417,831)	(1,403,772)	
OTHER FINANCING SOURCES/(USES)				
Transfers in	-	-	1,403,772	0%
Total other financing sources/(uses)	-	-	1,403,772	0%
Net change in fund balances	118,999	(417,831)	-	
Fund balance - beginning	1,150,431	1,687,261	1,594,625	
Fund balance - ending	$ 1,269,430	$1,269,430	$1,594,625	

MIDTOWN MIAMI
COMMUNITY DEVELOPMENT DISTRICT
STATEMENT OF NET POSITION
PARKING GARAGE (PROPRIETARY FUND)
MARCH 31, 2020

ASSETS	Balance
Current assets:	
Wells Fargo - garage	$ 2,436,838
Petty cash	2,000
Undeposited funds	2,130
Finemark	124,989
Finemark - ICS	782,029
Accounts receivable	13,077
Due from debt service -2014B	9,196
Due from other	8,490
Investments	
Prepayment A	461
Reserve A	1,084,605
Revenue A	5,080,948
Total current assets	9,544,763
Noncurrent assets:	
Capital assets:	
Land & improvements	63,555,028
Furniture, fixtures & equipment	204,730
Accumulated depreciation	(28,540,623)
Total capital assets, net of accumulated depreciation	35,219,135
Total noncurrent assets	35,219,135
Total assets	44,763,898
LIABILITIES	
Current liabilities:	
Accounts payable	88,190
Accrued interest payable	1,123,198
Sales tax payable	18,345
City tax payable	33,566
Due to general fund	27,356
Due to other funds	750
Total current liabilities	1,291,405
Noncurrent liabilities:	
Bonds payable	55,691,077
Bond premium/discount	(1,227,180)
Total noncurrent liabilities	54,463,897
Total liabilities	55,755,302
DEFERRED INFLOWS OF RESOURCES	
Deferred receipts	5,215
Total deferred inflows of recoursces	5,215
NET POSITION	
Net investment in capital assets	(16,730,293)
Restricted for:	
Debt service	6,166,014
Assigned:	
Parking garage improvements	600,000
Disaster recovery	150,000
Working capital	200,000
Unrestricted	(1,382,340)
Total net position	$ (10,996,619)

MIDTOWN MIAMI
COMMUNITY DEVELOPMENT DISTRICT
STATEMENT OF REVENUES, EXPENSES AND CHANGES IN NET POSITION
PARKING GARAGE (PROPRIETARY FUND)
FOR THE PERIOD ENDED MARCH 31, 2020

	Current Month	Year to Date	Budget	% of Budget
OPERATING REVENUES				
Parking fees	$ 260,605	$ 1,900,291	$ 3,700,000	51%
Off-street parking	2,130	7,937	11,000	72%
Total revenues	262,735	1,908,228	3,711,000	51%
OPERATING EXPENSES				
Administrative				
Engineering	-	-	30,000	0%
Consulting services	-	-	8,500	0%
Arbitrage rebate	-	-	750	0%
Dissemination agent	-	-	1,000	0%
Bank charges	275	863	7,000	12%
Special assessment	1,601	9,608	19,215	50%
Trustee fees	-	-	12,650	0%
Credit card fees	26,502	172,800	255,000	68%
Total administrative	28,378	183,271	334,115	55%
Parking facilities				
Payroll	12,470	87,698	158,897	55%
Contracts:				
Janitorial	34,802	184,424	415,000	44%
Parking	95,856	606,214	1,300,000	47%
Security services	21,756	85,986	291,000	30%
Elevator	-	21,750	90,000	24%
Air conditioning	153	369	1,929	19%
Waste removal	198	1,205	2,700	45%
Telephone	1,270	6,152	22,000	28%
Electricity	7,118	45,175	135,000	33%
Rentals	-	-	2,000	0%
Insurance:				
Property	-	263,381	296,620	89%
General liability	-	31,973	32,000	100%
Worker's compensation	-	1,775	5,850	30%
Repairs and maintenance:				
General	612	14,399	40,000	36%
Air conditioning	-	380	3,000	13%
Buildings	3,050	43,022	40,000	108%
Electrical	219	8,088	40,000	20%
Equipment	915	8,179	25,000	33%
Signage	450	2,334	6,000	39%

MIDTOWN MIAMI
COMMUNITY DEVELOPMENT DISTRICT
STATEMENT OF REVENUES, EXPENSES AND CHANGES IN NET POSITION
PARKING GARAGE (PROPRIETARY FUND)
FOR THE PERIOD ENDED MARCH 31, 2020

	Current Month	Year to Date	Budget	% of Budget
Elevators(repairs and maintenance)	-	3,011	15,000	20%
Elevators(graphics,flooring, ceiling & lgt cvs)	5,779	5,779	20,000	29%
Licenses & permits	-	1,713	3,500	49%
Legal advertising	-	-	700	0%
Contingency	-	1,280	20,000	6%
Security enhancements	-	3,083	10,000	31%
Signage, directories, banner & beautification	-	25,771	50,000	52%
Capital projects	-	-	40,000	0%
Office & operating supplies	381	2,132	15,000	14%
Capital outlay - NB roof LED retrofit	-	-	59,000	0%
Capital outlay - SB roof LED retrofit	-	-	26,000	0%
Capital outlay - vehicles	-	-	19,750	0%
Total parking facilities	185,029	1,455,273	3,185,946	46%
Total operating expenses	213,407	1,638,544	3,520,061	47%
Operating income/(loss)	49,328	269,684	190,939	
NONOPERATING REVENUES (EXPENSES)				
Interlocal agreement	-	-	6,750,273	0%
Interest and miscellaneous	8,298	67,300	(8,000)	-841%
Principal prepayment: series 2014A	-	(20,000)	-	N/A
Interest expense: series 2014A	(224,640)	(1,347,838)	(2,695,675)	50%
Transfers out	-	-	(1,403,772)	0%
Depreciation	(176,542)	(1,059,250)	(2,118,501)	50%
Total non operating revenues/(expenses)	(392,884)	(2,359,788)	524,325	-450%
Change in net position	(343,556)	(2,090,104)	715,264	
Total net position - beginning	(10,653,063)	(8,906,515)	(9,495,682)	
Total net position - ending	$(10,996,619)	$ (10,996,619)	$ (8,780,418)	

MIDTOWN MIAMI COMMUNITY DEVELOPMENT DISTRICT
LPS OF AMERICA FINANCIAL STATEMENT
FOR THE PERIOD ENDED MARCH 31, 2020

	North Block	South Block	Mid-Block East	Off Street Parking	Total
REVENUES					
Monthly parking	$ 396,847.64	$303,943.75	$23,364.83	$ -	$ 724,156.22
Paystation revenue	1,393,814.53	159,044.50	-	-	1,552,859.03
Validation	4,900.00	1,226.00	9,036.00	-	15,162.00
Miscellaneous income	200.00	-	-	-	200.00
City of Miami (off street parking)	-	-	-	7,937.01	7,937.01
Total revenues	1,795,762.17	464,214.25	32,400.83	7,937.01	2,300,314.26
Parking payroll					
Wages - attendant	69,255.68	7,668.39	-	-	76,924.07
Wages - accountant	13,856.42	-	-	-	13,856.42
Wages - management	76,644.84	-	-	-	76,644.84
Health insurance	13,068.09	628.04	-	-	13,696.13
Payroll taxes	19,545.31	1,016.05	-	-	20,561.36
Employee benefits	6,741.69	323.62	-	-	7,065.31
Workmen's comp. insurance	14,007.71	742.28	-	-	14,749.99
PPACA fee	1,337.50	150.00	-	-	1,487.50
Payroll processing	2,845.50	133.45	-	-	2,978.95
Total administrative	217,302.74	10,661.83	-	-	227,964.57
Operating expenses					
Operating supplies	1,868.48	-	-	-	1,868.48
Paystation supplies	324.57	-	-	-	324.57
Equipment rental	524.71	-	-	-	524.71
Tickets parking/violation	5,453.30	-	-	-	5,453.30
Parking cards	30.50	-	-	-	30.50
Printing	7,564.00	-	-	-	7,564.00
Security services	844.02	-	-	-	844.02
Ins claims processing fee	11,161.82	-	-	-	11,161.82
Total operating expenses	27,771.40	-	-	-	27,771.40
R & M					
R & M - equipment	10,068.70	-	-	-	10,068.70
R & M - vehicles	4,740.10	-	-	-	4,740.10
Service contracts/warranties	51,589.61	-	-	-	51,589.61
R & M - labor	-	-	411.95	-	411.95
Total R & M expenses	66,398.41	-	411.95	-	66,810.36
Insurance					
General liability	9,714.63	6,720.00	1,703.58	-	18,138.21
GKLL	405.00	360.00	-	-	765.00
Total insurance expenses	10,119.63	7,080.00	1,703.58	-	18,903.21

MIDTOWN MIAMI COMMUNITY DEVELOPMENT DISTRICT
LPS OF AMERICA FINANCIAL STATEMENT
FOR THE PERIOD ENDED MARCH 31, 2020

	North Block	South Block	Mid-Block East	Off Street Parking	Total
Administration expenses					
Telephone	417.64	-	-	-	417.64
Cellular phone	546.45	497.09	167.02	-	1,210.56
Internet services	3,194.27	-	-	-	3,194.27
Base management fee	13,381.50	4,809.57	942.00	-	19,133.07
Accounting fees	2,310.00	1,920.00	1,905.00	-	6,135.00
IT support	120.00	-	120.00	-	240.00
Banking fees	2,363.76	145.22	27.78	-	2,536.76
Credit card fees	31,223.52	2,354.32	-	-	33,577.84
Accounts receivable	592.50	515.25	300.00	-	1,407.75
Recruiting	732.50	635.10	405.00	-	1,772.60
Lanier Connect	6,090.00	2,790.00	1,110.00	-	9,990.00
Travel	141.82	73.97	-	-	215.79
Postage	102.17	19.08	-	-	121.25
Miscellaneous expenses	184,811.46	-	-	-	184,811.46
Total administration expenses	246,027.59	13,759.60	4,976.80	-	264,763.99
Total operating expenses	567,619.77	31,501.43	7,092.33	-	606,213.53
Net operating income/(loss)	$ 1,228,142.40	$ 432,712.82	$ 25,308.50	$ 7,937.01	$ 1,694,100.73
Total operating expense/Net due	$ 507,619.77	$ 31,501.43	$ 7,092.33	$ -	$ 546,213.53
Total operating expenses	$ 567,619.77	$ 31,501.43	$ 7,092.33	$ -	$ 606,213.53
Less: base reimbursements	(60,000.00)	-	-	-	(60,000.00)
Net Pd/due Lanier System Park	$ 507,619.77	$ 31,501.43	$ 7,092.33	$ -	$ 546,213.53

MIDTOWN MIAMI COMMUNITY DEVELOPMENT DISTRICT
LPS OF AMERICA (NORTH BLOCK) FINANCIAL STATEMENT
FOR THE PERIOD ENDED EACH MONTH DURING FISCAL YEAR 2020

	Oct 2019	Nov 2019	Dec 2019	Jan 2020	Feb 2020	Mar 2020	Apr 2020	May 2020	Jun 2020	Jul 2020	Aug 2020	Sep 2020	Total
REVENUES													
Monthly parking	$68,861.25	$ 33,555.01	$130,197.50	$ 48,287.47	$ 53,019.31	$ 62,927.10	$ -	$ -	$ -	$ -	$ -	$ -	$ 396,847.64
Paystation revenue	227,898.06	236,390.70	333,669.29	217,381.45	228,002.91	150,472.12	-	-	-	-	-	-	1,393,814.53
Validation	-	999.00	744.00	200.00	2,403.00	554.00	-	-	-	-	-	-	4,900.00
Miscellaneous Income	200.00	-	-	-	-	-	-	-	-	-	-	-	200.00
Total revenues	296,959.31	270,944.71	464,610.79	265,868.92	283,425.22	213,953.22	-	-	-	-	-	-	1,795,762.17
EXPENSES													
Parking payroll													
Wages - attendant	9,648.97	10,676.25	11,917.87	13,258.78	12,661.46	11,092.35	-	-	-	-	-	-	69,255.68
Wages - accountant	2,374.13	1,686.76	2,912.01	2,478.13	2,158.01	2,247.38	-	-	-	-	-	-	13,856.42
Wages - management	12,774.14	12,774.14	12,774.14	12,774.14	12,774.14	12,774.14	-	-	-	-	-	-	76,644.84
Payroll taxes	3,300.52	3,345.76	3,674.11	3,198.93	3,096.01	2,929.98	-	-	-	-	-	-	19,545.31
Employee benefits	1,046.44	1,060.78	1,164.88	1,203.17	1,164.44	1,101.98	-	-	-	-	-	-	6,741.69
Health insurance	2,028.41	2,056.22	2,258.00	2,332.20	2,257.16	2,136.10	-	-	-	-	-	-	13,068.09
Workmen's comp. insurance	2,407.82	2,440.81	2,680.35	2,246.65	2,174.34	2,057.74	-	-	-	-	-	-	14,007.71
PPACA fee	212.50	225.00	225.00	225.00	225.00	225.00	-	-	-	-	-	-	1,337.50
Payroll processing	431.47	437.39	480.29	518.90	502.20	475.25	-	-	-	-	-	-	2,845.50
Total administrative	34,224.40	34,703.11	38,086.65	38,235.90	37,012.76	35,039.92	-	-	-	-	-	-	217,302.74
Operating expenses													
Operating supplies	466.79	345.97	128.13	224.56	208.65	494.38	-	-	-	-	-	-	1,868.48
Paystation supplies	-	-	-	324.57	-	-	-	-	-	-	-		324.57
Equipment rental	262.26	-	262.45		-	-	-	-	-	-	-	-	524.71
Tickets parking/violation	5,453.30	-	-	-	-	-	-	-	-	-	-	-	5,453.30
Parking cards	-	7.00	12.00	-	-	11.50	-	-	-	-	-	-	30.50
Printing	-	-	-	7,564.00	-	-	-	-	-	-	-	-	7,564.00
Security services	422.01	422.01	-	-	-	-	-	-	-	-	-	-	844.02
Ins claims processing fee	-	-	4,780.22	1,381.60	-	5,000.00	-	-	-	-	-	-	11,161.82
Total operating expenses	6,604.36	774.98	5,182.80	9,494.73	208.65	5,505.88	-	-	-	-	-	-	27,771.40
R & M													
R & M - equipment	-	-	-	10,068.70	-	-	-	-	-	-	-	-	10,068.70
R & M - vehicles	4,740.10	-	-	-	-	-	-	-	-	-	-	-	4,740.10
Service contracts/warranties	10,000.27	8,526.34	8,265.75	8,265.75	8,265.75	8,265.75	-	-	-	-	-	-	51,589.61
Total R & M expenses	14,740.37	8,526.34	8,265.75	18,334.45	8,265.75	8,265.75	-	-	-	-	-	-	66,398.41

MIDTOWN MIAMI COMMUNITY DEVELOPMENT DISTRICT
LPS OF AMERICA (NORTH BLOCK) FINANCIAL STATEMENT
FOR THE PERIOD ENDED EACH MONTH DURING FISCAL YEAR 2020

	Oct 2019	Nov 2019	Dec 2019	Jan 2020	Feb 2020	Mar 2020	Apr 2020	May 2020	Jun 2020	Jul 2020	Aug 2020	Sep 2020	Total
Insurance													
General liability	1,568.21	1,568.21	1,568.21	1,670.00	1,670.00	1,670.00	-	-	-	-	-	-	9,714.63
GKLL	65.00	65.00	65.00	70.00	70.00	70.00	-	-	-	-	-	-	405.00
Total insurance expenses	1,633.21	1,633.21	1,633.21	1,740.00	1,740.00	1,740.00	-	-	-	-	-	-	10,119.63
Administration expenses													
Telephone	192.60	-	192.60	-	-	32.44	-	-	-	-	-	-	417.64
Cellular phone	210.89	73.98	78.82	68.03	-	114.73	-	-	-	-	-	-	546.45
Internet services	473.33	473.33	505.88	468.34	805.04	468.35	-	-	-	-	-	-	3,194.27
Base management fee	2,197.30	2,197.30	2,197.30	2,263.20	2,263.20	2,263.20	-	-	-	-	-	-	13,381.50
Accounting fees	570.00	570.00	570.00	200.00	200.00	200.00	-	-	-	-	-	-	2,310.00
IT support	-	-	120.00	-	-	-	-	-	-	-	-	-	120.00
Banking fees	358.44	399.39	352.21	404.59	473.54	375.59	-	-	-	-	-	-	2,363.76
Credit card fees	4,500.40	4,934.18	5,183.72	7,124.00	4,819.14	4,662.08	-	-	-	-	-	-	31,223.52
Accounts receivable	97.50	97.50	97.50	100.00	100.00	100.00	-	-	-	-	-	-	592.50
Recruiting	167.10	120.10	96.60	140.30	100.00	108.40	-	-	-	-	-	-	732.50
Lanier Connect	1,000.00	1,000.00	1,000.00	1,030.00	1,030.00	1,030.00	-	-	-	-	-	-	6,090.00
Travel	-	-	45.10	96.72	-	-	-	-	-	-	-		141.82
Meals/Entertainment of Client	-	-	31.97	27.32	-	42.88	-	-	-	-	-	-	102.17
Miscellaneous expense	30,801.91	30,801.91	30,801.91	30,801.91	30,801.91	30,801.91	-	-	-	-	-	-	184,811.46
Total administration expenses	40,569.47	40,667.69	41,273.61	42,724.41	40,592.83	40,199.58	-	-	-	-	-	-	246,027.59
Total operating expenses	97,771.81	86,305.33	94,442.02	110,529.49	87,819.99	90,751.13	-	-	-	-	-	-	567,619.77
Net operating income/(loss)	199,187.50	184,639.38	370,168.77	155,339.43	195,605.23	123,202.09	-	-	-	-	-	-	1,228,142.40
Total operating expenses	97,771.81	86,305.33	94,442.02	110,529.49	87,819.99	90,751.13	-	-	-	-	-	-	567,619.77
Less: base reimbursements	(60,000.00)	-	-	-	-	-	-	-	-	-	-	-	(60,000.00)
Total operating expenses/Net due	$37,771.81	$ 86,305.33	$ 94,442.02	$110,529.49	$ 87,819.99	$ 90,751.13	$ -	$ -	$ -	$ -	$ -	$ -	$ 507,619.77

MIDTOWN MIAMI COMMUNITY DEVELOPMENT DISTRICT
LPS AMERICA (SOUTH BLOCK) FINANCIAL STATEMENT
FOR THE PERIOD ENDED EACH MONTH DURING FISCAL YEAR 2020

	Oct 2019	Nov 2019	Dec 2019	Jan 2020	Feb 2020	Mar 2020	Apr 2020	May 2020	Jun 2020	Jul 2020	Aug 2020	Sep 2020	Total
REVENUES													
Monthly parking	$ 51,144.47	$ 42,915.80	$ 50,368.00	$ 59,855.08	$ 55,995.90	$ 43,664.50	$ -	$ -	$ -	$ -	$ -	$ -	$303,943.75
Paystation revenue	24,168.00	25,889.00	40,026.50	25,864.00	27,177.00	15,920.00	-	-	-	-	-	-	159,044.50
Validation	532.00	32.00	381.00	106.00	-	175.00	-	-	-	-	-	-	1,226.00
Total revenues	75,844.47	68,836.80	90,775.50	85,825.08	83,172.90	59,759.50	-	-	-	-	-	-	464,214.25
EXPENSES													
Parking payroll													
Wages - attendant	2,442.26	2,573.16	2,652.97	-	-	-	-	-	-	-	-	-	7,668.39
Payroll taxes	323.61	340.94	351.50	-	-	-	-	-	-	-	-	-	1,016.05
Employee benefits	103.07	108.59	111.96	-	-	-	-	-	-	-	-	-	323.62
Health insurance	200.02	210.74	217.28	-	-	-	-	-	-	-	-	-	628.04
Workmen's comp. insurance	236.40	249.08	256.80	-	-	-	-	-	-	-	-	-	742.28
PPACA fee	25.00	25.00	25.00	25.00	25.00	25.00	-	-	-	-	-	-	150.00
Payroll processing	42.50	44.78	46.17	-	-	-	-	-	-	-	-	-	133.45
Total administrative	3,372.86	3,552.29	3,661.68	25.00	25.00	25.00	-	-	-	-	-	-	10,661.83
Operating expenses													
Total operating expenses	-	-	-	-	-	-	-	-	-	-	-	-	-
R & M													
Total R & M expenses	-	-	-	-	-	-	-	-	-	-	-	-	-
Insurance													
General liability	1,090.00	1,090.00	1,090.00	1,150.00	1,150.00	1,150.00	-	-	-	-	-	-	6,720.00
GKLL	55.00	55.00	55.00	65.00	65.00	65.00	-	-	-	-	-	-	360.00
Total insurance expenses	1,145.00	1,145.00	1,145.00	1,215.00	1,215.00	1,215.00	-	-	-	-	-	-	7,080.00
Administration expenses													
Cellular phone	149.77	75.55	76.23	69.54	-	126.00	-	-	-	-	-		497.09
Base management fee	789.75	789.75	789.75	813.44	813.44	813.44	-	-	-	-	-	-	4,809.57
Accounting fees	300.00	300.00	300.00	340.00	340.00	340.00	-	-	-	-	-	-	1,920.00
Banking fees	28.47	27.80	28.19	30.01	15.90	14.85	-	-	-	-	-	-	145.22
Credit card fees	355.44	365.28	381.28	472.64	395.04	384.64	-	-	-	-	-	-	2,354.32
Accounts receivable	81.75	81.75	81.75	90.00	90.00	90.00	-	-	-	-	-	-	515.25
Recruiting	111.70	111.70	88.20	123.50	100.00	100.00	-	-	-	-	-	-	635.10
Lanier Connect	455.00	455.00	455.00	475.00	475.00	475.00	-	-	-	-	-	-	2,790.00
Travel	-	-	-	73.97	-	-	-	-	-	-	-	-	73.97
Postage	19.08	-	-	-	-	-	-	-	-	-	-	-	19.08
Total administration expenses	2,290.96	2,206.83	2,200.40	2,488.10	2,229.38	2,343.93	-	-	-	-	-	-	13,759.60
Total operating expenses	6,808.82	6,904.12	7,007.08	3,728.10	3,469.38	3,583.93	-	-	-	-	-	-	31,501.43
Net operating income/(loss)	69,035.65	61,932.68	83,768.42	82,096.98	79,703.52	56,175.57	-	-	-	-	-	-	432,712.82
Total operating expenses	6,808.82	6,904.12	7,007.08	3,728.10	3,469.38	3,583.93	-	-	-	-	-	-	31,501.43
Total operating expenses/Net due	$ 6,808.82	$ 6,904.12	$ 7,007.08	$ 3,728.10	$ 3,469.38	$ 3,583.93	$ -	$ -	$ -	$ -	$ -	$ -	$ 31,501.43

MIDTOWN MIAMI COMMUNITY DEVELOPMENT DISTRICT
LPS OF AMERICA (MID BLOCK) FINANCIAL STATEMENT
FOR THE PERIOD ENDED EACH MONTH DURING FISCAL YEAR 2020

	Oct 2019	Nov 2019	Dec 2019	Jan 2020	Feb 2020	Mar 2020	Apr 2020	May 2020	Jun 2020	Jul 2020	Aug 2020	Sep 2020	Total
REVENUES													
Monthly parking	$ 5,049.93	$ 3,325.00	$ 2,944.96	$ 4,004.98	$ 2,579.96	$ 5,460.00	$ -	$ -	$ -	$ -	$ -	$ -	$ 23,364.83
Validation	2,222.00	390.00	1,992.00	1,878.00	1,310.00	1,244.00	-	-	-	-	-	-	9,036.00
Total revenues	7,271.93	3,715.00	4,936.96	5,882.98	3,889.96	6,704.00	-	-	-	-	-	-	32,400.83
EXPENSES													
Parking payroll													
Total administrative	-	-	-	-	-	-	-	-	-	-	-	-	-
Operating expenses													
Total operating expenses	-	-	-	-	-	-	-	-	-	-	-	-	-
R & M													
Labor	-	-	-	-	-	411.95	-	-	-	-	-	-	411.95
Total R & M expenses	-	-	-	-	-	411.95	-	-	-	-	-	-	411.95
Insurance													
General liability	272.86	272.86	272.86	295.00	295.00	295.00	-	-	-	-	-	-	1,703.58
Total insurance expenses	272.86	272.86	272.86	295.00	295.00	295.00	-	-	-	-	-	-	1,703.58
Administration expenses													
Cellular phone	49.92	25.62	26.30	23.18	-	42.00	-	-	-	-	-	-	167.02
Base management fee	157.00	157.00	157.00	157.00	157.00	157.00	-	-	-	-	-	-	942.00
Accounting fees	315.00	315.00	315.00	320.00	320.00	320.00	-	-	-	-	-	-	1,905.00
IT support	-	-	120.00	-	-	-	-	-	-	-	-	-	120.00
Banking fees	4.35	4.55	4.45	5.19	4.67	4.57	-	-	-	-	-	-	27.78
Accounts receivable	50.00	50.00	50.00	50.00	50.00	50.00	-	-	-	-	-	-	300.00
Recruiting	85.00	85.00	85.00	50.00	50.00	50.00	-	-	-	-	-	-	405.00
Lanier Connect	180.00	180.00	180.00	190.00	190.00	190.00	-	-	-	-	-	-	1,110.00
Total administration expenses	841.27	817.17	937.75	795.37	771.67	813.57	-	-	-	-	-	-	4,976.80
Total operating expenses	1,114.13	1,090.03	1,210.61	1,090.37	1,066.67	1,520.52	-	-	-	-	-	-	7,092.33
Net operating income/(loss)	6,157.80	2,624.97	3,726.35	4,792.61	2,823.29	5,183.48	-	-	-	-	-	-	25,308.50
Total operating expenses	1,114.13	1,090.03	1,210.61	1,090.37	1,066.67	1,520.52	-	-	-	-	-	-	7,092.33
Total operating expenses/Net due	$ 1,114.13	$ 1,090	$ 1,211	$ 1,090	$ 1,067	$ 1,521	$ -	$ -	$ -	$ -	$ -	$ -	$ 7,092.33

MIDTOWN MIAMI COMMUNITY DEVELOPMENT DISTRICT
OFF-STREET PARKING
FOR THE PERIOD ENDED EACH MONTH DURING FISCAL YEAR 2020

Month	Year	Amount
October	2019	$ 1,084.15
November	2019	954.05
December	2019	1,087.23
January	2020	2,681.50
February	2020	2,130.08
March	2020	-
April	2020	-
May	2020	-
June	2020	-
July	2020	-
August	2020	-
September	2020	-
		$ 7,937.01

MIDTOWN MIAMI
COMMUNITY DEVELOPMENT DISTRICT
CHECK REGISTER
MARCH 31, 2020

Midtown Miami CDD
Check Detail
October 2019 through March 2020

Type	Num	Date	Name	Account	Paid Amount	Original Amount
Liability Check		**10/04/2019**	**QuickBooks Payroll Service**	**101.002 · Wells Fargo - Garage Account**		**-8,009.36**
				512.001 · Payroll Salaries	-5.25	5.25
			QuickBooks Payroll Service	2110 · Direct Deposit Liabilities	-8,004.11	8,004.11
TOTAL					-8,009.36	8,009.36
Bill Pmt -Check		**10/11/2019**	**BrightView Landscape Services Inc.**	**101.002 · Wells Fargo - Garage Account**		**0.00**
Bill	6542061	09/30/2019	BrightView Landscape Services Inc.	20000 · Accounts Payable	0.00	-7,662.50
TOTAL					0.00	-7,662.50
Liability Check		**10/18/2019**	**QuickBooks Payroll Service**	**101.002 · Wells Fargo - Garage Account**		**-8,009.33**
				512.001 · Payroll Salaries	-5.25	5.25
			QuickBooks Payroll Service	2110 · Direct Deposit Liabilities	-8,004.08	8,004.08
TOTAL					-8,009.33	8,009.33
Liability Check		**11/01/2019**	**QuickBooks Payroll Service**	**101.002 · Wells Fargo - Garage Account**		**-8,009.33**
				512.001 · Payroll Salaries	-5.25	5.25
			QuickBooks Payroll Service	2110 · Direct Deposit Liabilities	-8,004.08	8,004.08
TOTAL					-8,009.33	8,009.33
Liability Check		**11/15/2019**	**QuickBooks Payroll Service**	**101.002 · Wells Fargo - Garage Account**		**-8,009.35**
				512.001 · Payroll Salaries	-5.25	5.25
			QuickBooks Payroll Service	2110 · Direct Deposit Liabilities	-8,004.10	8,004.10
TOTAL					-8,009.35	8,009.35
Liability Check		**11/29/2019**	**QuickBooks Payroll Service**	**101.002 · Wells Fargo - Garage Account**		**-9,272.06**
				512.001 · Payroll Salaries	-5.25	5.25
			QuickBooks Payroll Service	2110 · Direct Deposit Liabilities	-9,266.81	9,266.81
TOTAL					-9,272.06	9,272.06
Liability Check		**11/29/2019**	**QuickBooks Payroll Service**	**101.002 · Wells Fargo - Garage Account**		**-8,400.26**
				512.001 · Payroll Salaries	-3.50	3.50
			QuickBooks Payroll Service	2110 · Direct Deposit Liabilities	-8,396.76	8,396.76
TOTAL					-8,400.26	8,400.26
Bill Pmt -Check		**12/09/2019**	**BeefreeMedia**	**101.002 · Wells Fargo - Garage Account**		**0.00**

Midtown Miami CDD
Check Detail
October 2019 through March 2020

Type	Num	Date	Name	Account	Paid Amount	Original Amount
Bill	48366	09/30/2019	BeefreeMedia	20000 · Accounts Payable	0.00	-490.00
TOTAL					0.00	-490.00
Liability Check		**12/13/2019**	**QuickBooks Payroll Service**	**101.002 · Wells Fargo - Garage Account**		**-8,272.08**
				512.001 · Payroll Salaries	-5.25	5.25
			QuickBooks Payroll Service	2110 · Direct Deposit Liabilities	-8,266.83	8,266.83
TOTAL					-8,272.08	8,272.08
Bill Pmt -Check		**12/13/2019**	**BeefreeMedia**	**101.007 · Wells Fargo Operating-8388**		**0.00**
Bill	48962	12/12/2019	BeefreeMedia	20000 · Accounts Payable	0.00	-1,590.14
TOTAL					0.00	-1,590.14
Liability Check		**12/27/2019**	**QuickBooks Payroll Service**	**101.002 · Wells Fargo - Garage Account**		**-8,272.09**
				512.001 · Payroll Salaries	-5.25	5.25
			QuickBooks Payroll Service	2110 · Direct Deposit Liabilities	-8,266.84	8,266.84
TOTAL					-8,272.09	8,272.09
Liability Check		**01/10/2020**	**QuickBooks Payroll Service**	**101.002 · Wells Fargo - Garage Account**		**-8,280.10**
				512.001 · Payroll Salaries	-5.25	5.25
			QuickBooks Payroll Service	2110 · Direct Deposit Liabilities	-8,274.85	8,274.85
TOTAL					-8,280.10	8,280.10
Liability Check		**01/24/2020**	**QuickBooks Payroll Service**	**101.002 · Wells Fargo - Garage Account**		**-8,280.07**
				512.001 · Payroll Salaries	-5.25	5.25
			QuickBooks Payroll Service	2110 · Direct Deposit Liabilities	-8,274.82	8,274.82
TOTAL					-8,280.07	8,280.07
Liability Check		**02/07/2020**	**QuickBooks Payroll Service**	**101.002 · Wells Fargo - Garage Account**		**-8,280.09**
				512.001 · Payroll Salaries	-5.25	5.25
			QuickBooks Payroll Service	2110 · Direct Deposit Liabilities	-8,274.84	8,274.84
TOTAL					-8,280.09	8,280.09
Liability Check		**02/21/2020**	**QuickBooks Payroll Service**	**101.002 · Wells Fargo - Garage Account**		**-8,280.08**
				512.001 · Payroll Salaries	-5.25	5.25
			QuickBooks Payroll Service	2110 · Direct Deposit Liabilities	-8,274.83	8,274.83
TOTAL					-8,280.08	8,280.08

Midtown Miami CDD
Check Detail
October 2019 through March 2020

Type	Num	Date	Name	Account	Paid Amount	Original Amount
Liability Check		**03/06/2020**	**QuickBooks Payroll Service**	**101.002 · Wells Fargo - Garage Account**		**-8,280.09**
				66000 · Payroll Expenses	-5.25	5.25
			QuickBooks Payroll Service	2110 · Direct Deposit Liabilities	-8,274.84	8,274.84
TOTAL					-8,280.09	8,280.09
Liability Check		**03/20/2020**	**QuickBooks Payroll Service**	**101.002 · Wells Fargo - Garage Account**		**-8,280.08**
				512.001 · Payroll Salaries	-5.25	5.25
			QuickBooks Payroll Service	2110 · Direct Deposit Liabilities	-8,274.83	8,274.83
TOTAL					-8,280.08	8,280.08
Paycheck	**DD**	**10/04/2019**	**Carolina Reyes**	**101.002 · Wells Fargo - Garage Account**		**0.00**
				512.001 · Payroll Salaries	-1,817.31	1,817.31
				512.001 · Payroll Salaries	-323.08	323.08
				202.500 · FWT Payable	56.00	-56.00
				521.001 · Fica Taxes	-132.71	132.71
				202.501 · FICA Payable	132.71	-132.71
				202.501 · FICA Payable	132.71	-132.71
				521.001 · Fica Taxes	-31.03	31.03
				202.501 · FICA Payable	31.03	-31.03
				202.501 · FICA Payable	31.03	-31.03
				2110 · Direct Deposit Liabilities	1,920.65	-1,920.65
TOTAL					0.00	0.00
Paycheck	**DD**	**10/04/2019**	**Deborah Samuel(**	**101.002 · Wells Fargo - Garage Account**		**0.00**
				512.001 · Payroll Salaries	-3,707.69	3,707.69
				512.001 · Payroll Salaries	-323.08	323.08
				202.500 · FWT Payable	298.00	-298.00
				521.001 · Fica Taxes	-249.90	249.90
				202.501 · FICA Payable	249.90	-249.90
				202.501 · FICA Payable	249.90	-249.90
				521.001 · Fica Taxes	-58.44	58.44
				202.501 · FICA Payable	58.44	-58.44
				202.501 · FICA Payable	58.44	-58.44
				2110 · Direct Deposit Liabilities	3,424.43	-3,424.43
TOTAL					0.00	0.00
Paycheck	**DD**	**10/04/2019**	**Tariq A Bayzid**	**101.002 · Wells Fargo - Garage Account**		**0.00**
				512.001 · Payroll Salaries	-2,826.92	2,826.92
				512.001 · Payroll Salaries	-323.08	323.08
				202.500 · FWT Payable	250.00	-250.00
				521.001 · Fica Taxes	-195.30	195.30
				202.501 · FICA Payable	195.30	-195.30
				202.501 · FICA Payable	195.30	-195.30

Midtown Miami CDD
Check Detail
October 2019 through March 2020

Type	Num	Date	Name	Account	Paid Amount	Original Amount
				521.001 · Fica Taxes	-45.67	45.67
				202.501 · FICA Payable	45.67	-45.67
				202.501 · FICA Payable	45.67	-45.67
				2110 · Direct Deposit Liabilities	2,659.03	-2,659.03
TOTAL					0.00	0.00
Paycheck	**DD**	**10/18/2019**	**Carolina Reyes**	**101.002 · Wells Fargo - Garage Account**		**0.00**
				512.001 · Payroll Salaries	-1,817.31	1,817.31
				512.001 · Payroll Salaries	-323.08	323.08
				202.500 · FWT Payable	56.00	-56.00
				521.001 · Fica Taxes	-132.70	132.70
				202.501 · FICA Payable	132.70	-132.70
				202.501 · FICA Payable	132.70	-132.70
				521.001 · Fica Taxes	-31.04	31.04
				202.501 · FICA Payable	31.04	-31.04
				202.501 · FICA Payable	31.04	-31.04
				2110 · Direct Deposit Liabilities	1,920.65	-1,920.65
TOTAL					0.00	0.00
Paycheck	**DD**	**10/18/2019**	**Deborah Samuel(**	**101.002 · Wells Fargo - Garage Account**		**0.00**
				512.001 · Payroll Salaries	-3,707.69	3,707.69
				512.001 · Payroll Salaries	-323.08	323.08
				202.500 · FWT Payable	298.00	-298.00
				521.001 · Fica Taxes	-249.91	249.91
				202.501 · FICA Payable	249.91	-249.91
				202.501 · FICA Payable	249.91	-249.91
				521.001 · Fica Taxes	-58.45	58.45
				202.501 · FICA Payable	58.45	-58.45
				202.501 · FICA Payable	58.45	-58.45
				2110 · Direct Deposit Liabilities	3,424.41	-3,424.41
TOTAL					0.00	0.00
Paycheck	**DD**	**10/18/2019**	**Tariq A Bayzid**	**101.002 · Wells Fargo - Garage Account**		**0.00**
				512.001 · Payroll Salaries	-2,826.92	2,826.92
				512.001 · Payroll Salaries	-323.08	323.08
				202.500 · FWT Payable	250.00	-250.00
				521.001 · Fica Taxes	-195.30	195.30
				202.501 · FICA Payable	195.30	-195.30
				202.501 · FICA Payable	195.30	-195.30
				521.001 · Fica Taxes	-45.68	45.68
				202.501 · FICA Payable	45.68	-45.68
				202.501 · FICA Payable	45.68	-45.68
				2110 · Direct Deposit Liabilities	2,659.02	-2,659.02
TOTAL					0.00	0.00
Paycheck	**DD**	**11/01/2019**	**Carolina Reyes**	**101.002 · Wells Fargo - Garage Account**		**0.00**

Midtown Miami CDD
Check Detail
October 2019 through March 2020

Type	Num	Date	Name	Account	Paid Amount	Original Amount
				512.001 · Payroll Salaries	-1,817.31	1,817.31
				512.001 · Payroll Salaries	-323.08	323.08
				202.500 · FWT Payable	56.00	-56.00
				521.001 · Fica Taxes	-132.71	132.71
				202.501 · FICA Payable	132.71	-132.71
				202.501 · FICA Payable	132.71	-132.71
				521.001 · Fica Taxes	-31.04	31.04
				202.501 · FICA Payable	31.04	-31.04
				202.501 · FICA Payable	31.04	-31.04
				2110 · Direct Deposit Liabilities	1,920.64	-1,920.64
TOTAL					0.00	0.00
Paycheck	**DD**	**11/01/2019**	**Deborah Samuel(**	**101.002 · Wells Fargo - Garage Account**		**0.00**
				512.001 · Payroll Salaries	-3,707.69	3,707.69
				512.001 · Payroll Salaries	-323.08	323.08
				202.500 · FWT Payable	298.00	-298.00
				521.001 · Fica Taxes	-249.91	249.91
				202.501 · FICA Payable	249.91	-249.91
				202.501 · FICA Payable	249.91	-249.91
				521.001 · Fica Taxes	-58.45	58.45
				202.501 · FICA Payable	58.45	-58.45
				202.501 · FICA Payable	58.45	-58.45
				2110 · Direct Deposit Liabilities	3,424.41	-3,424.41
TOTAL					0.00	0.00
Paycheck	**DD**	**11/01/2019**	**Tariq A Bayzid**	**101.002 · Wells Fargo - Garage Account**		**0.00**
				512.001 · Payroll Salaries	-2,826.92	2,826.92
				512.001 · Payroll Salaries	-323.08	323.08
				202.500 · FWT Payable	250.00	-250.00
				521.001 · Fica Taxes	-195.30	195.30
				202.501 · FICA Payable	195.30	-195.30
				202.501 · FICA Payable	195.30	-195.30
				521.001 · Fica Taxes	-45.67	45.67
				202.501 · FICA Payable	45.67	-45.67
				202.501 · FICA Payable	45.67	-45.67
				2110 · Direct Deposit Liabilities	2,659.03	-2,659.03
TOTAL					0.00	0.00
Paycheck	**DD**	**11/15/2019**	**Carolina Reyes**	**101.002 · Wells Fargo - Garage Account**		**0.00**
				512.001 · Payroll Salaries	-1,817.31	1,817.31
				512.001 · Payroll Salaries	-323.08	323.08
				202.500 · FWT Payable	56.00	-56.00
				521.001 · Fica Taxes	-132.70	132.70
				202.501 · FICA Payable	132.70	-132.70
				202.501 · FICA Payable	132.70	-132.70
				521.001 · Fica Taxes	-31.03	31.03
				202.501 · FICA Payable	31.03	-31.03

Midtown Miami CDD
Check Detail
October 2019 through March 2020

Type	Num	Date	Name	Account	Paid Amount	Original Amount
				202.501 · FICA Payable	31.03	-31.03
				2110 · Direct Deposit Liabilities	1,920.66	-1,920.66
TOTAL					0.00	0.00
Paycheck	**DD**	**11/15/2019**	**Deborah Samuel(**	**101.002 · Wells Fargo - Garage Account**		**0.00**
				512.001 · Payroll Salaries	-3,707.69	3,707.69
				512.001 · Payroll Salaries	-323.08	323.08
				202.500 · FWT Payable	298.00	-298.00
				521.001 · Fica Taxes	-249.91	249.91
				202.501 · FICA Payable	249.91	-249.91
				202.501 · FICA Payable	249.91	-249.91
				521.001 · Fica Taxes	-58.44	58.44
				202.501 · FICA Payable	58.44	-58.44
				202.501 · FICA Payable	58.44	-58.44
				2110 · Direct Deposit Liabilities	3,424.42	-3,424.42
TOTAL					0.00	0.00
Paycheck	**DD**	**11/15/2019**	**Tariq A Bayzid**	**101.002 · Wells Fargo - Garage Account**		**0.00**
				512.001 · Payroll Salaries	-2,826.92	2,826.92
				512.001 · Payroll Salaries	-323.08	323.08
				202.500 · FWT Payable	250.00	-250.00
				521.001 · Fica Taxes	-195.30	195.30
				202.501 · FICA Payable	195.30	-195.30
				202.501 · FICA Payable	195.30	-195.30
				521.001 · Fica Taxes	-45.68	45.68
				202.501 · FICA Payable	45.68	-45.68
				202.501 · FICA Payable	45.68	-45.68
				2110 · Direct Deposit Liabilities	2,659.02	-2,659.02
TOTAL					0.00	0.00
Paycheck	**DD**	**11/29/2019**	**Carolina Reyes**	**101.002 · Wells Fargo - Garage Account**		**0.00**
				512.001 · Payroll Salaries	-1,817.31	1,817.31
				512.001 · Payroll Salaries	-323.08	323.08
				202.500 · FWT Payable	56.00	-56.00
				521.001 · Fica Taxes	-132.70	132.70
				202.501 · FICA Payable	132.70	-132.70
				202.501 · FICA Payable	132.70	-132.70
				521.001 · Fica Taxes	-31.04	31.04
				202.501 · FICA Payable	31.04	-31.04
				202.501 · FICA Payable	31.04	-31.04
				2110 · Direct Deposit Liabilities	1,920.65	-1,920.65
TOTAL					0.00	0.00
Paycheck	**DD**	**11/29/2019**	**Deborah Samuel(**	**101.002 · Wells Fargo - Garage Account**		**0.00**
				512.001 · Payroll Salaries	-4,634.59	4,634.59

Midtown Miami CDD
Check Detail
October 2019 through March 2020

Type	Num	Date	Name	Account	Paid Amount	Original Amount
				512.001 · Payroll Salaries	-323.08	323.08
				202.500 · FWT Payable	459.00	-459.00
				521.001 · Fica Taxes	-307.37	307.37
				202.501 · FICA Payable	307.37	-307.37
				202.501 · FICA Payable	307.37	-307.37
				521.001 · Fica Taxes	-71.89	71.89
				202.501 · FICA Payable	71.89	-71.89
				202.501 · FICA Payable	71.89	-71.89
				2110 · Direct Deposit Liabilities	4,119.41	-4,119.41
TOTAL					0.00	0.00
Paycheck	**DD**	**11/29/2019**	**Tariq A Bayzid**	**101.002 · Wells Fargo - Garage Account**		**0.00**
				512.001 · Payroll Salaries	-3,533.71	3,533.71
				512.001 · Payroll Salaries	-323.08	323.08
				202.500 · FWT Payable	335.00	-335.00
				521.001 · Fica Taxes	-239.12	239.12
				202.501 · FICA Payable	239.12	-239.12
				202.501 · FICA Payable	239.12	-239.12
				521.001 · Fica Taxes	-55.92	55.92
				202.501 · FICA Payable	55.92	-55.92
				202.501 · FICA Payable	55.92	-55.92
				2110 · Direct Deposit Liabilities	3,226.75	-3,226.75
TOTAL					0.00	0.00
Paycheck	**DD**	**11/29/2019**	**Deborah Samuel(**	**101.002 · Wells Fargo - Garage Account**		**0.00**
				512.001 · Payroll Salaries	-5,839.62	5,839.62
				202.500 · FWT Payable	653.00	-653.00
				521.001 · Fica Taxes	-362.06	362.06
				202.501 · FICA Payable	362.06	-362.06
				202.501 · FICA Payable	362.06	-362.06
				521.001 · Fica Taxes	-84.67	84.67
				202.501 · FICA Payable	84.67	-84.67
				202.501 · FICA Payable	84.67	-84.67
				2110 · Direct Deposit Liabilities	4,739.89	-4,739.89
TOTAL					0.00	0.00
Paycheck	**DD**	**11/29/2019**	**Tariq A Bayzid**	**101.002 · Wells Fargo - Garage Account**		**0.00**
				512.001 · Payroll Salaries	-4,452.48	4,452.48
				202.500 · FWT Payable	455.00	-455.00
				521.001 · Fica Taxes	-276.05	276.05
				202.501 · FICA Payable	276.05	-276.05
				202.501 · FICA Payable	276.05	-276.05
				521.001 · Fica Taxes	-64.56	64.56
				202.501 · FICA Payable	64.56	-64.56
				202.501 · FICA Payable	64.56	-64.56
				2110 · Direct Deposit Liabilities	3,656.87	-3,656.87

Midtown Miami CDD
Check Detail
October 2019 through March 2020

Type	Num	Date	Name	Account	Paid Amount	Original Amount
TOTAL					0.00	0.00
Paycheck	**DD**	**12/13/2019**	**Carolina Reyes**	**101.002 · Wells Fargo - Garage Account**		**0.00**
				512.001 · Payroll Salaries	-1,817.31	1,817.31
				512.001 · Payroll Salaries	-323.08	323.08
				202.500 · FWT Payable	56.00	-56.00
				521.001 · Fica Taxes	-132.71	132.71
				202.501 · FICA Payable	132.71	-132.71
				202.501 · FICA Payable	132.71	-132.71
				521.001 · Fica Taxes	-31.03	31.03
				202.501 · FICA Payable	31.03	-31.03
				202.501 · FICA Payable	31.03	-31.03
				2110 · Direct Deposit Liabilities	1,920.65	-1,920.65
TOTAL					0.00	0.00
Paycheck	**DD**	**12/13/2019**	**Deborah Samuel(**	**101.002 · Wells Fargo - Garage Account**		**0.00**
				512.001 · Payroll Salaries	-3,893.08	3,893.08
				512.001 · Payroll Salaries	-323.08	323.08
				202.500 · FWT Payable	320.00	-320.00
				521.001 · Fica Taxes	-261.40	261.40
				202.501 · FICA Payable	261.40	-261.40
				202.501 · FICA Payable	261.40	-261.40
				521.001 · Fica Taxes	-61.14	61.14
				202.501 · FICA Payable	61.14	-61.14
				202.501 · FICA Payable	61.14	-61.14
				2110 · Direct Deposit Liabilities	3,573.62	-3,573.62
TOTAL					0.00	0.00
Paycheck	**DD**	**12/13/2019**	**Tariq A Bayzid**	**101.002 · Wells Fargo - Garage Account**		**0.00**
				512.001 · Payroll Salaries	-2,968.27	2,968.27
				512.001 · Payroll Salaries	-323.08	323.08
				202.500 · FWT Payable	267.00	-267.00
				521.001 · Fica Taxes	-204.07	204.07
				202.501 · FICA Payable	204.07	-204.07
				202.501 · FICA Payable	204.07	-204.07
				521.001 · Fica Taxes	-47.72	47.72
				202.501 · FICA Payable	47.72	-47.72
				202.501 · FICA Payable	47.72	-47.72
				2110 · Direct Deposit Liabilities	2,772.56	-2,772.56
TOTAL					0.00	0.00
Paycheck	**DD**	**12/27/2019**	**Carolina Reyes**	**101.002 · Wells Fargo - Garage Account**		**0.00**
				512.001 · Payroll Salaries	-1,817.31	1,817.31
				512.001 · Payroll Salaries	-323.08	323.08
				202.500 · FWT Payable	56.00	-56.00
				521.001 · Fica Taxes	-132.70	132.70

Midtown Miami CDD
Check Detail
October 2019 through March 2020

Type	Num	Date	Name	Account	Paid Amount	Original Amount
				202.501 · FICA Payable	132.70	-132.70
				202.501 · FICA Payable	132.70	-132.70
				521.001 · Fica Taxes	-31.04	31.04
				202.501 · FICA Payable	31.04	-31.04
				202.501 · FICA Payable	31.04	-31.04
				2110 · Direct Deposit Liabilities	1,920.65	-1,920.65
TOTAL					0.00	0.00
Paycheck	**DD**	**12/27/2019**	**Deborah Samuel(**	**101.002 · Wells Fargo - Garage Account**		**0.00**
				512.001 · Payroll Salaries	-3,893.08	3,893.08
				512.001 · Payroll Salaries	-323.08	323.08
				202.500 · FWT Payable	320.00	-320.00
				521.001 · Fica Taxes	-261.40	261.40
				202.501 · FICA Payable	261.40	-261.40
				202.501 · FICA Payable	261.40	-261.40
				521.001 · Fica Taxes	-61.13	61.13
				202.501 · FICA Payable	61.13	-61.13
				202.501 · FICA Payable	61.13	-61.13
				2110 · Direct Deposit Liabilities	3,573.63	-3,573.63
TOTAL					0.00	0.00
Paycheck	**DD**	**12/27/2019**	**Tariq A Bayzid**	**101.002 · Wells Fargo - Garage Account**		**0.00**
				512.001 · Payroll Salaries	-2,968.27	2,968.27
				512.001 · Payroll Salaries	-323.08	323.08
				202.500 · FWT Payable	267.00	-267.00
				521.001 · Fica Taxes	-204.06	204.06
				202.501 · FICA Payable	204.06	-204.06
				202.501 · FICA Payable	204.06	-204.06
				521.001 · Fica Taxes	-47.73	47.73
				202.501 · FICA Payable	47.73	-47.73
				202.501 · FICA Payable	47.73	-47.73
				2110 · Direct Deposit Liabilities	2,772.56	-2,772.56
TOTAL					0.00	0.00
Paycheck	**DD**	**01/10/2020**	**Carolina Reyes**	**101.002 · Wells Fargo - Garage Account**		**0.00**
				512.001 · Payroll Salaries	-1,817.31	1,817.31
				512.001 · Payroll Salaries	-323.08	323.08
				202.500 · FWT Payable	53.00	-53.00
				521.001 · Fica Taxes	-132.70	132.70
				202.501 · FICA Payable	132.70	-132.70
				202.501 · FICA Payable	132.70	-132.70
				521.001 · Fica Taxes	-31.04	31.04
				202.501 · FICA Payable	31.04	-31.04
				202.501 · FICA Payable	31.04	-31.04
				2110 · Direct Deposit Liabilities	1,923.65	-1,923.65
TOTAL					0.00	0.00

Midtown Miami CDD
Check Detail
October 2019 through March 2020

Type	Num	Date	Name	Account	Paid Amount	Original Amount
Paycheck	**DD**	**01/10/2020**	**Deborah Samuel(**	**101.002 · Wells Fargo - Garage Account**		**0.00**
				512.001 · Payroll Salaries	-3,893.08	3,893.08
				512.001 · Payroll Salaries	-323.08	323.08
				202.500 · FWT Payable	317.00	-317.00
				521.001 · Fica Taxes	-261.40	261.40
				202.501 · FICA Payable	261.40	-261.40
				202.501 · FICA Payable	261.40	-261.40
				521.001 · Fica Taxes	-61.13	61.13
				202.501 · FICA Payable	61.13	-61.13
				202.501 · FICA Payable	61.13	-61.13
				2110 · Direct Deposit Liabilities	3,576.63	-3,576.63
TOTAL					0.00	0.00
Paycheck	**DD**	**01/10/2020**	**Tariq A Bayzid**	**101.002 · Wells Fargo - Garage Account**		**0.00**
				512.001 · Payroll Salaries	-2,968.27	2,968.27
				512.001 · Payroll Salaries	-323.08	323.08
				202.500 · FWT Payable	265.00	-265.00
				521.001 · Fica Taxes	-204.06	204.06
				202.501 · FICA Payable	204.06	-204.06
				202.501 · FICA Payable	204.06	-204.06
				521.001 · Fica Taxes	-47.72	47.72
				202.501 · FICA Payable	47.72	-47.72
				202.501 · FICA Payable	47.72	-47.72
				2110 · Direct Deposit Liabilities	2,774.57	-2,774.57
TOTAL					0.00	0.00
Paycheck	**DD**	**01/24/2020**	**Carolina Reyes**	**101.002 · Wells Fargo - Garage Account**		**0.00**
				512.001 · Payroll Salaries	-1,817.31	1,817.31
				512.001 · Payroll Salaries	-323.08	323.08
				202.500 · FWT Payable	53.00	-53.00
				521.001 · Fica Taxes	-132.71	132.71
				202.501 · FICA Payable	132.71	-132.71
				202.501 · FICA Payable	132.71	-132.71
				521.001 · Fica Taxes	-31.03	31.03
				202.501 · FICA Payable	31.03	-31.03
				202.501 · FICA Payable	31.03	-31.03
				2110 · Direct Deposit Liabilities	1,923.65	-1,923.65
TOTAL					0.00	0.00
Paycheck	**DD**	**01/24/2020**	**Deborah Samuel(**	**101.002 · Wells Fargo - Garage Account**		**0.00**
				512.001 · Payroll Salaries	-3,893.08	3,893.08
				512.001 · Payroll Salaries	-323.08	323.08
				202.500 · FWT Payable	317.00	-317.00
				521.001 · Fica Taxes	-261.40	261.40
				202.501 · FICA Payable	261.40	-261.40
				202.501 · FICA Payable	261.40	-261.40

Midtown Miami CDD
Check Detail
October 2019 through March 2020

Type	Num	Date	Name	Account	Paid Amount	Original Amount
				521.001 · Fica Taxes	-61.14	61.14
				202.501 · FICA Payable	61.14	-61.14
				202.501 · FICA Payable	61.14	-61.14
				2110 · Direct Deposit Liabilities	3,576.62	-3,576.62
TOTAL					0.00	0.00
Paycheck	**DD**	**01/24/2020**	**Tariq A Bayzid**	**101.002 · Wells Fargo - Garage Account**		**0.00**
				512.001 · Payroll Salaries	-2,968.27	2,968.27
				512.001 · Payroll Salaries	-323.08	323.08
				202.500 · FWT Payable	265.00	-265.00
				521.001 · Fica Taxes	-204.07	204.07
				202.501 · FICA Payable	204.07	-204.07
				202.501 · FICA Payable	204.07	-204.07
				521.001 · Fica Taxes	-47.73	47.73
				202.501 · FICA Payable	47.73	-47.73
				202.501 · FICA Payable	47.73	-47.73
				2110 · Direct Deposit Liabilities	2,774.55	-2,774.55
TOTAL					0.00	0.00
Paycheck	**DD**	**02/07/2020**	**Carolina Reyes**	**101.002 · Wells Fargo - Garage Account**		**0.00**
				512.001 · Payroll Salaries	-1,817.31	1,817.31
				512.001 · Payroll Salaries	-323.08	323.08
				202.500 · FWT Payable	53.00	-53.00
				521.001 · Fica Taxes	-132.70	132.70
				202.501 · FICA Payable	132.70	-132.70
				202.501 · FICA Payable	132.70	-132.70
				521.001 · Fica Taxes	-31.04	31.04
				202.501 · FICA Payable	31.04	-31.04
				202.501 · FICA Payable	31.04	-31.04
				2110 · Direct Deposit Liabilities	1,923.65	-1,923.65
TOTAL					0.00	0.00
Paycheck	**DD**	**02/07/2020**	**Deborah Samuel(**	**101.002 · Wells Fargo - Garage Account**		**0.00**
				512.001 · Payroll Salaries	-3,893.08	3,893.08
				512.001 · Payroll Salaries	-323.08	323.08
				202.500 · FWT Payable	317.00	-317.00
				521.001 · Fica Taxes	-261.41	261.41
				202.501 · FICA Payable	261.41	-261.41
				202.501 · FICA Payable	261.41	-261.41
				521.001 · Fica Taxes	-61.13	61.13
				202.501 · FICA Payable	61.13	-61.13
				202.501 · FICA Payable	61.13	-61.13
				2110 · Direct Deposit Liabilities	3,576.62	-3,576.62
TOTAL					0.00	0.00
Paycheck	**DD**	**02/07/2020**	**Tariq A Bayzid**	**101.002 · Wells Fargo - Garage Account**		**0.00**

Midtown Miami CDD
Check Detail
October 2019 through March 2020

Type	Num	Date	Name	Account	Paid Amount	Original Amount
				512.001 · Payroll Salaries	-2,968.27	2,968.27
				512.001 · Payroll Salaries	-323.08	323.08
				202.500 · FWT Payable	265.00	-265.00
				521.001 · Fica Taxes	-204.06	204.06
				202.501 · FICA Payable	204.06	-204.06
				202.501 · FICA Payable	204.06	-204.06
				521.001 · Fica Taxes	-47.72	47.72
				202.501 · FICA Payable	47.72	-47.72
				202.501 · FICA Payable	47.72	-47.72
				2110 · Direct Deposit Liabilities	2,774.57	-2,774.57
TOTAL					0.00	0.00
Paycheck	**DD**	**02/21/2020**	**Carolina Reyes**	**101.002 · Wells Fargo - Garage Account**		**0.00**
				512.001 · Payroll Salaries	-1,817.31	1,817.31
				512.001 · Payroll Salaries	-323.08	323.08
				202.500 · FWT Payable	53.00	-53.00
				521.001 · Fica Taxes	-132.71	132.71
				202.501 · FICA Payable	132.71	-132.71
				202.501 · FICA Payable	132.71	-132.71
				521.001 · Fica Taxes	-31.03	31.03
				202.501 · FICA Payable	31.03	-31.03
				202.501 · FICA Payable	31.03	-31.03
				2110 · Direct Deposit Liabilities	1,923.65	-1,923.65
TOTAL					0.00	0.00
Paycheck	**DD**	**02/21/2020**	**Deborah Samuel(**	**101.002 · Wells Fargo - Garage Account**		**0.00**
				512.001 · Payroll Salaries	-3,893.08	3,893.08
				512.001 · Payroll Salaries	-323.08	323.08
				202.500 · FWT Payable	317.00	-317.00
				521.001 · Fica Taxes	-261.40	261.40
				202.501 · FICA Payable	261.40	-261.40
				202.501 · FICA Payable	261.40	-261.40
				521.001 · Fica Taxes	-61.14	61.14
				202.501 · FICA Payable	61.14	-61.14
				202.501 · FICA Payable	61.14	-61.14
				2110 · Direct Deposit Liabilities	3,576.62	-3,576.62
TOTAL					0.00	0.00
Paycheck	**DD**	**02/21/2020**	**Tariq A Bayzid**	**101.002 · Wells Fargo - Garage Account**		**0.00**
				512.001 · Payroll Salaries	-2,968.27	2,968.27
				512.001 · Payroll Salaries	-323.08	323.08
				202.500 · FWT Payable	265.00	-265.00
				521.001 · Fica Taxes	-204.06	204.06
				202.501 · FICA Payable	204.06	-204.06
				202.501 · FICA Payable	204.06	-204.06
				521.001 · Fica Taxes	-47.73	47.73
				202.501 · FICA Payable	47.73	-47.73

Midtown Miami CDD
Check Detail
October 2019 through March 2020

Type	Num	Date	Name	Account	Paid Amount	Original Amount
				202.501 · FICA Payable	47.73	-47.73
				2110 · Direct Deposit Liabilities	2,774.56	-2,774.56
TOTAL					0.00	0.00
Paycheck	**DD**	**03/06/2020**	**Carolina Reyes**	**101.002 · Wells Fargo - Garage Account**		**0.00**
				512.001 · Payroll Salaries	-1,817.31	1,817.31
				512.001 · Payroll Salaries	-323.08	323.08
				202.500 · FWT Payable	53.00	-53.00
				521.001 · Fica Taxes	-132.70	132.70
				202.501 · FICA Payable	132.70	-132.70
				202.501 · FICA Payable	132.70	-132.70
				521.001 · Fica Taxes	-31.04	31.04
				202.501 · FICA Payable	31.04	-31.04
				202.501 · FICA Payable	31.04	-31.04
				2110 · Direct Deposit Liabilities	1,923.65	-1,923.65
TOTAL					0.00	0.00
Paycheck	**DD**	**03/06/2020**	**Deborah Samuel(**	**101.002 · Wells Fargo - Garage Account**		**0.00**
				512.001 · Payroll Salaries	-3,893.08	3,893.08
				512.001 · Payroll Salaries	-323.08	323.08
				202.500 · FWT Payable	317.00	-317.00
				521.001 · Fica Taxes	-261.40	261.40
				202.501 · FICA Payable	261.40	-261.40
				202.501 · FICA Payable	261.40	-261.40
				521.001 · Fica Taxes	-61.13	61.13
				202.501 · FICA Payable	61.13	-61.13
				202.501 · FICA Payable	61.13	-61.13
				2110 · Direct Deposit Liabilities	3,576.63	-3,576.63
TOTAL					0.00	0.00
Paycheck	**DD**	**03/06/2020**	**Tariq A Bayzid**	**101.002 · Wells Fargo - Garage Account**		**0.00**
				512.001 · Payroll Salaries	-2,968.27	2,968.27
				512.001 · Payroll Salaries	-323.08	323.08
				202.500 · FWT Payable	265.00	-265.00
				521.001 · Fica Taxes	-204.07	204.07
				202.501 · FICA Payable	204.07	-204.07
				202.501 · FICA Payable	204.07	-204.07
				521.001 · Fica Taxes	-47.72	47.72
				202.501 · FICA Payable	47.72	-47.72
				202.501 · FICA Payable	47.72	-47.72
				2110 · Direct Deposit Liabilities	2,774.56	-2,774.56
TOTAL					0.00	0.00
Paycheck	**DD**	**03/20/2020**	**Carolina Reyes**	**101.002 · Wells Fargo - Garage Account**		**0.00**
				512.001 · Payroll Salaries	-1,817.31	1,817.31

Midtown Miami CDD
Check Detail
October 2019 through March 2020

Type	Num	Date	Name	Account	Paid Amount	Original Amount
				512.001 · Payroll Salaries	-323.08	323.08
				202.500 · FWT Payable	53.00	-53.00
				521.001 · Fica Taxes	-132.71	132.71
				202.501 · FICA Payable	132.71	-132.71
				202.501 · FICA Payable	132.71	-132.71
				521.001 · Fica Taxes	-31.03	31.03
				202.501 · FICA Payable	31.03	-31.03
				202.501 · FICA Payable	31.03	-31.03
				2110 · Direct Deposit Liabilities	1,923.65	-1,923.65
TOTAL					0.00	0.00
Paycheck	**DD**	**03/20/2020**	**Deborah Samuel(**	**101.002 · Wells Fargo - Garage Account**		**0.00**
				512.001 · Payroll Salaries	-3,893.08	3,893.08
				512.001 · Payroll Salaries	-323.08	323.08
				202.500 · FWT Payable	317.00	-317.00
				521.001 · Fica Taxes	-261.40	261.40
				202.501 · FICA Payable	261.40	-261.40
				202.501 · FICA Payable	261.40	-261.40
				521.001 · Fica Taxes	-61.14	61.14
				202.501 · FICA Payable	61.14	-61.14
				202.501 · FICA Payable	61.14	-61.14
				2110 · Direct Deposit Liabilities	3,576.62	-3,576.62
TOTAL					0.00	0.00
Paycheck	**DD**	**03/20/2020**	**Tariq A Bayzid**	**101.002 · Wells Fargo - Garage Account**		**0.00**
				512.001 · Payroll Salaries	-2,968.27	2,968.27
				512.001 · Payroll Salaries	-323.08	323.08
				202.500 · FWT Payable	265.00	-265.00
				521.001 · Fica Taxes	-204.06	204.06
				202.501 · FICA Payable	204.06	-204.06
				202.501 · FICA Payable	204.06	-204.06
				521.001 · Fica Taxes	-47.73	47.73
				202.501 · FICA Payable	47.73	-47.73
				202.501 · FICA Payable	47.73	-47.73
				2110 · Direct Deposit Liabilities	2,774.56	-2,774.56
TOTAL					0.00	0.00
Bill Pmt -Check	**429**	**10/19/2019**	**FPL**	**101.007 · Wells Fargo Operating-8388**		**-55.79**
Bill	71579-36262 100819	10/19/2019		543.006 · Electricity - General	-55.79	55.79
TOTAL					-55.79	55.79
Bill Pmt -Check	**430**	**10/19/2019**	**FPL**	**101.007 · Wells Fargo Operating-8388**		**-401.52**
Bill	67055-67052 100819	10/19/2019		543.006 · Electricity - General	-401.52	401.52

Midtown Miami CDD
Check Detail
October 2019 through March 2020

Type	Num	Date	Name	Account	Paid Amount	Original Amount
TOTAL					-401.52	401.52
Bill Pmt -Check	**431**	**10/19/2019**	**FPL**	**101.007 · Wells Fargo Operating-8388**		**-6,575.83**
Bill	65499-25342 100819	10/19/2019		543.006 · Electricity - General	-6,575.83	6,575.83
TOTAL					-6,575.83	6,575.83
Bill Pmt -Check	**432**	**10/19/2019**	**FPL**	**101.007 · Wells Fargo Operating-8388**		**-293.95**
Bill	18842-62401 100819	10/19/2019		543.006 · Electricity - General	-293.95	293.95
TOTAL					-293.95	293.95
Bill Pmt -Check	**433**	**10/19/2019**	**FPL**	**101.007 · Wells Fargo Operating-8388**		**-537.53**
Bill	46484-22402 100819	10/19/2019		543.006 · Electricity - General	-537.53	537.53
TOTAL					-537.53	537.53
Bill Pmt -Check	**434**	**10/19/2019**	**FPL**	**101.007 · Wells Fargo Operating-8388**		**-97.00**
Bill	45848-07269 100819	10/19/2019		543.006 · Electricity - General	-97.00	97.00
TOTAL					-97.00	97.00
Bill Pmt -Check	**435**	**10/19/2019**	**FPL**	**101.007 · Wells Fargo Operating-8388**		**-2,254.78**
Bill	38854-03406 100819	10/19/2019		543.006 · Electricity - General 543.006 · Electricity - General	-1,127.39 -1,127.39	1,127.39 1,127.39
TOTAL					-2,254.78	2,254.78
Bill Pmt -Check	**436**	**11/17/2019**	**FPL**	**101.007 · Wells Fargo Operating-8388**		**-285.55**
Bill	18842-62401 110619	11/14/2019		543.006 · Electricity - General	-285.55	285.55
TOTAL					-285.55	285.55
Bill Pmt -Check	**437**	**11/17/2019**	**FPL**	**101.007 · Wells Fargo Operating-8388**		**-90.90**
Bill	45848-07269 110619	11/14/2019		543.006 · Electricity - General	-90.90	90.90
TOTAL					-90.90	90.90
Bill Pmt -Check	**438**	**11/17/2019**	**FPL**	**101.007 · Wells Fargo Operating-8388**		**-577.67**
Bill	46484-22402 110619	11/14/2019		543.006 · Electricity - General	-577.67	577.67
TOTAL					-577.67	577.67

Midtown Miami CDD
Check Detail
October 2019 through March 2020

Type	Num	Date	Name	Account	Paid Amount	Original Amount
Bill Pmt -Check	**439**	**11/17/2019**	**FPL**	**101.007 · Wells Fargo Operating-8388**		**-52.68**
Bill	71579-36262 110619	11/14/2019		543.006 · Electricity - General	-52.68	52.68
TOTAL					-52.68	52.68
Bill Pmt -Check	**440**	**11/17/2019**	**FPL**	**101.007 · Wells Fargo Operating-8388**		**-2,100.30**
Bill	38854-03406 110619	11/14/2019		543.006 · Electricity - General	-1,050.15	1,050.15
				543.006 · Electricity - General	-1,050.15	1,050.15
TOTAL					-2,100.30	2,100.30
Bill Pmt -Check	**441**	**11/17/2019**	**FPL**	**101.007 · Wells Fargo Operating-8388**		**-6,222.88**
Bill	65499-25342 110619	11/14/2019		543.006 · Electricity - General	-6,222.88	6,222.88
TOTAL					-6,222.88	6,222.88
Bill Pmt -Check	**442**	**11/17/2019**	**FPL**	**101.007 · Wells Fargo Operating-8388**		**-383.24**
Bill	67055-67052 110619	11/14/2019		543.006 · Electricity - General	-383.24	383.24
TOTAL					-383.24	383.24
Bill Pmt -Check	**443**	**12/17/2019**	**FPL**	**101.007 · Wells Fargo Operating-8388**		**-353.55**
Bill	18842-62401 120619	12/12/2019		543.006 · Electricity - General	-353.55	353.55
TOTAL					-353.55	353.55
Bill Pmt -Check	**444**	**12/17/2019**	**FPL**	**101.007 · Wells Fargo Operating-8388**		**-54.63**
Bill	71579-36262 120619	12/12/2019		543.006 · Electricity - General	-54.63	54.63
TOTAL					-54.63	54.63
Bill Pmt -Check	**445**	**12/17/2019**	**FPL**	**101.007 · Wells Fargo Operating-8388**		**-363.40**
Bill	67055-67052 120619	12/12/2019		543.006 · Electricity - General	-363.40	363.40
TOTAL					-363.40	363.40
Bill Pmt -Check	**446**	**12/17/2019**	**FPL**	**101.007 · Wells Fargo Operating-8388**		**-6,383.75**
Bill	65499-25342 120619	12/12/2019		543.006 · Electricity - General	-6,383.75	6,383.75
TOTAL					-6,383.75	6,383.75

Midtown Miami CDD
Check Detail
October 2019 through March 2020

Type	Num	Date	Name	Account	Paid Amount	Original Amount
Bill Pmt -Check	**447**	**12/17/2019**	**FPL**	**101.007 · Wells Fargo Operating-8388**		**-1,785.69**
Bill	38854-03406 120619	12/12/2019		543.006 · Electricity - General	-892.84	892.84
				543.006 · Electricity - General	-892.85	892.85
TOTAL					-1,785.69	1,785.69
Bill Pmt -Check	**448**	**12/17/2019**	**FPL**	**101.007 · Wells Fargo Operating-8388**		**-632.97**
Bill	46484-22402 120619	12/12/2019		543.006 · Electricity - General	-632.97	632.97
TOTAL					-632.97	632.97
Bill Pmt -Check	**449**	**12/17/2019**	**FPL**	**101.007 · Wells Fargo Operating-8388**		**-95.41**
Bill	45848-07269 120619	12/12/2019		543.006 · Electricity - General	-95.41	95.41
TOTAL					-95.41	95.41
Bill Pmt -Check	**450**	**01/19/2020**	**FPL**	**101.007 · Wells Fargo Operating-8388**		**-56.87**
Bill	71579-36262 010820	01/16/2020		543.006 · Electricity - General	-56.87	56.87
TOTAL					-56.87	56.87
Bill Pmt -Check	**451**	**01/19/2020**	**FPL**	**101.007 · Wells Fargo Operating-8388**		**-363.18**
Bill	67055-67052 010820	01/16/2020		543.006 · Electricity - General	-363.18	363.18
TOTAL					-363.18	363.18
Bill Pmt -Check	**452**	**01/19/2020**	**FPL**	**101.007 · Wells Fargo Operating-8388**		**-6,563.27**
Bill	65499-25342 010820	01/16/2020		543.006 · Electricity - General	-6,563.27	6,563.27
TOTAL					-6,563.27	6,563.27
Bill Pmt -Check	**453**	**01/19/2020**	**FPL**	**101.007 · Wells Fargo Operating-8388**		**-696.19**
Bill	46484-22402 010820	01/16/2020		543.006 · Electricity - General	-696.19	696.19
TOTAL					-696.19	696.19
Bill Pmt -Check	**454**	**01/19/2020**	**FPL**	**101.007 · Wells Fargo Operating-8388**		**-100.11**
Bill	45848-07269 010820	01/16/2020		543.006 · Electricity - General	-100.11	100.11
TOTAL					-100.11	100.11
Bill Pmt -Check	**455**	**01/19/2020**	**FPL**	**101.007 · Wells Fargo Operating-8388**		**-1,717.65**

Midtown Miami CDD
Check Detail
October 2019 through March 2020

Type	Num	Date	Name	Account	Paid Amount	Original Amount
Bill	38854-03406 010820	01/16/2020		543.006 · Electricity - General	-858.82	858.82
				543.006 · Electricity - General	-858.83	858.83
TOTAL					-1,717.65	1,717.65
Bill Pmt -Check	**456**	**01/19/2020**	**FPL**	**101.007 · Wells Fargo Operating-8388**		**-384.88**
Bill	18842-62401 010820	01/16/2020		543.006 · Electricity - General	-384.88	384.88
TOTAL					-384.88	384.88
Bill Pmt -Check	**457**	**02/17/2020**	**FPL**	**101.007 · Wells Fargo Operating-8388**		**-316.18**
Bill	18842-62401 020620	02/13/2020		543.006 · Electricity - General	-316.18	316.18
TOTAL					-316.18	316.18
Bill Pmt -Check	**458**	**02/17/2020**	**FPL**	**101.007 · Wells Fargo Operating-8388**		**-1,398.51**
Bill	38854-03406 020620	02/13/2020		543.006 · Electricity - General	-699.25	699.25
				543.006 · Electricity - General	-699.26	699.26
TOTAL					-1,398.51	1,398.51
Bill Pmt -Check	**459**	**02/17/2020**	**FPL**	**101.007 · Wells Fargo Operating-8388**		**-89.88**
Bill	45848-07269 020620	02/13/2020		543.006 · Electricity - General	-89.88	89.88
TOTAL					-89.88	89.88
Bill Pmt -Check	**460**	**02/17/2020**	**FPL**	**101.007 · Wells Fargo Operating-8388**		**-605.45**
Bill	46484-22402 020620	02/13/2020		543.006 · Electricity - General	-605.45	605.45
TOTAL					-605.45	605.45
Bill Pmt -Check	**461**	**02/17/2020**	**FPL**	**101.007 · Wells Fargo Operating-8388**		**-5,852.69**
Bill	65499-25342 020620	02/13/2020		543.006 · Electricity - General	-5,852.69	5,852.69
TOTAL					-5,852.69	5,852.69
Bill Pmt -Check	**462**	**02/17/2020**	**FPL**	**101.007 · Wells Fargo Operating-8388**		**-318.63**
Bill	67055-67052 020620	02/13/2020		543.006 · Electricity - General	-318.63	318.63
TOTAL					-318.63	318.63
Bill Pmt -Check	**463**	**02/17/2020**	**FPL**	**101.007 · Wells Fargo Operating-8388**		**-51.43**

Midtown Miami CDD
Check Detail
October 2019 through March 2020

Type	Num	Date	Name	Account	Paid Amount	Original Amount
Bill	71579-36262 020620	02/13/2020		543.006 · Electricity - General	-51.43	51.43
TOTAL					-51.43	51.43
Bill Pmt -Check	**464**	**03/17/2020**	**FPL**	**101.007 · Wells Fargo Operating-8388**		**-5,924.62**
Bill	65499-25342 030620	03/12/2020		543.006 · Electricity - General	-5,924.62	5,924.62
TOTAL					-5,924.62	5,924.62
Bill Pmt -Check	**465**	**03/17/2020**	**FPL**	**101.007 · Wells Fargo Operating-8388**		**-1,719.77**
Bill	38854-03406 030620	03/12/2020		543.006 · Electricity - General 543.006 · Electricity - General	-859.89 -859.88	859.89 859.88
TOTAL					-1,719.77	1,719.77
Bill Pmt -Check	**466**	**03/17/2020**	**FPL**	**101.007 · Wells Fargo Operating-8388**		**-517.92**
Bill	46484-22402 030620	03/12/2020		543.006 · Electricity - General	-517.92	517.92
TOTAL					-517.92	517.92
Bill Pmt -Check	**467**	**03/17/2020**	**FPL**	**101.007 · Wells Fargo Operating-8388**		**-89.50**
Bill	45848-07269 030620	03/12/2020		543.006 · Electricity - General	-89.50	89.50
TOTAL					-89.50	89.50
Bill Pmt -Check	**468**	**03/17/2020**	**FPL**	**101.007 · Wells Fargo Operating-8388**		**-333.70**
Bill	67055-67052 030620	03/12/2020		543.006 · Electricity - General	-333.70	333.70
TOTAL					-333.70	333.70
Bill Pmt -Check	**469**	**03/17/2020**	**FPL**	**101.007 · Wells Fargo Operating-8388**		**-51.43**
Bill	71579-36262 030620	03/12/2020		543.006 · Electricity - General	-51.43	51.43
TOTAL					-51.43	51.43
Bill Pmt -Check	**470**	**03/17/2020**	**FPL**	**101.007 · Wells Fargo Operating-8388**		**-285.77**
Bill	18842-62401 030620	03/12/2020		543.006 · Electricity - General	-285.77	285.77
TOTAL					-285.77	285.77
Check	**4053**	**10/04/2019**	**Wells Fargo**	**101.007 · Wells Fargo Operating-8388**		**-96.94**

Midtown Miami CDD
Check Detail
October 2019 through March 2020

Type	Num	Date	Name	Account	Paid Amount	Original Amount
				2040300 · Credit Card - Wells Fargo MC	-96.94	96.94
TOTAL					-96.94	96.94
Bill Pmt -Check	**4054**	**10/04/2019**	**Billing, Cochran, Lyles, Mauro & Ramsey**	**101.007 · Wells Fargo Operating-8388**		**-5,250.00**
Bill	158197	09/30/2019		531.023 · Legal	-5,250.00	5,250.00
TOTAL					-5,250.00	5,250.00
Bill Pmt -Check	**4055**	**10/04/2019**	**BrightView Landscape Services Inc.**	**101.007 · Wells Fargo Operating-8388**		**-54,326.97**
Bill	6534864	09/30/2019		534.050 · Landscape Maintenance	-22,500.00	22,500.00
Bill	6534865	09/30/2019		534.050 · Landscape Maintenance	-25,836.65	25,836.65
Bill	6533122	09/30/2019		538.031 · Midtown Community Park	-5,633.32	5,633.32
Bill	6533694	09/30/2019		546.071 · R&M - Plant Replacement	-357.00	357.00
TOTAL					-54,326.97	54,326.97
Bill Pmt -Check	**4056**	**10/04/2019**	**Carlos Mendoza Rubio**	**101.007 · Wells Fargo Operating-8388**		**-240.00**
Bill	221	09/30/2019		546.020 · R&M - Electrical	-240.00	240.00
TOTAL					-240.00	240.00
Bill Pmt -Check	**4057**	**10/04/2019**	**FedEx**	**101.007 · Wells Fargo Operating-8388**		**-24.03**
Bill	6-747-13593	09/30/2019		541.006 · Postage & Freight	-24.03	24.03
TOTAL					-24.03	24.03
Bill Pmt -Check	**4058**	**10/04/2019**	**Harbour Construction Inc.**	**101.007 · Wells Fargo Operating-8388**		**-24,125.00**
Bill	PA1-Deposit	09/30/2019		538.031 · Midtown Community Park	-24,125.00	24,125.00
TOTAL					-24,125.00	24,125.00
Bill Pmt -Check	**4059**	**10/04/2019**	**Interstate Cleaning Corporation**	**101.007 · Wells Fargo Operating-8388**		**-21,360.44**
Bill	9170381-IN	09/30/2019		534.026 · Janitorial Services	-5,960.30	8,514.72
				534.026 · Janitorial Services	-13,907.38	19,867.68
Bill	9170382-IN	09/30/2019		534.038 · Street Sweeping	-1,492.76	1,492.76
TOTAL					-21,360.44	29,875.16
Bill Pmt -Check	**4060**	**10/04/2019**	**Miguel Garcia**	**101.007 · Wells Fargo Operating-8388**		**-1,046.50**
Bill	092819	09/30/2019		549.905 · Misc - Security	-273.00	273.00
Bill	092919	09/30/2019		549.905 · Misc - Security	-273.00	273.00
Bill	092019	09/30/2019		549.905 · Misc - Security	-273.00	273.00

Midtown Miami CDD
Check Detail
October 2019 through March 2020

Type	Num	Date	Name	Account	Paid Amount	Original Amount
Bill	091919	09/30/2019		549.905 · Misc - Security	-227.50	227.50
TOTAL					-1,046.50	1,046.50
Bill Pmt -Check	**4061**	**10/04/2019**	**Tariq Bayzid**	**101.007 · Wells Fargo Operating-8388**		**-110.00**
Bill	093019-2	09/30/2019		546.001 · R&M - General	-110.00	110.00
TOTAL					-110.00	110.00
Bill Pmt -Check	**4062**	**10/04/2019**	**Egis Insurance & Risk Advisors**	**101.007 · Wells Fargo Operating-8388**		**-2,662.99**
Bill	9668	10/03/2019		545.004 · Insurance - Worker's Comp	-1,597.80	2,662.99
				545.004 · Insurance - Worker's Comp	-1,065.19	1,775.32
TOTAL					-2,662.99	4,438.31
Bill Pmt -Check	**4063**	**10/04/2019**	**Strange Zone, Inc.**	**101.007 · Wells Fargo Operating-8388**		**-704.99**
Bill	2019-0062	10/03/2019		549.915 · Misc - Web Hosting	-704.99	704.99
TOTAL					-704.99	704.99
Bill Pmt -Check	**4064**	**10/11/2019**	**ALM Media, LLC.**	**101.007 · Wells Fargo Operating-8388**		**-107.18**
Bill	I0000429192-1001	10/10/2019		548.002 · Legal Advertising	-107.18	107.18
TOTAL					-107.18	107.18
Bill Pmt -Check	**4065**	**10/11/2019**	**BrightView Landscape Services Inc.**	**101.007 · Wells Fargo Operating-8388**		**-6,225.95**
Bill	6542061	09/30/2019		546.071 · R&M - Plant Replacement	-6,225.95	7,662.50
TOTAL					-6,225.95	7,662.50
Bill Pmt -Check	**4066**	**10/11/2019**	**Budget Ace Hardware**	**101.007 · Wells Fargo Operating-8388**		**-165.04**
Bill	614606	10/10/2019		551.002 · Office Supplies	-107.88	107.88
Bill	614716	10/10/2019		551.002 · Office Supplies	-57.16	57.16
TOTAL					-165.04	165.04
Bill Pmt -Check	**4067**	**10/11/2019**	**Egis Insurance & Risk Advisors**	**101.007 · Wells Fargo Operating-8388**		**-47,959.80**
Bill	9667	10/10/2019		545.001 · Insurance - Property	-36,793.43	263,381.00
				545.002 · Insurance - General Liability	-6,699.82	47,959.80
				545.002 · Insurance - General Liability	-4,466.55	31,973.20
TOTAL					-47,959.80	343,314.00
Bill Pmt -Check	**4068**	**10/11/2019**	**Fahrenheit Propane**	**101.007 · Wells Fargo Operating-8388**		**-20.00**

Midtown Miami CDD
Check Detail
October 2019 through March 2020

Type	Num	Date	Name	Account	Paid Amount	Original Amount
Bill	INV-029149	09/30/2019		546.001 · R&M - General	-20.00	20.00
TOTAL					-20.00	20.00
Bill Pmt -Check	**4069**	**10/11/2019**	**FedEx**	**101.007 · Wells Fargo Operating-8388**		**-16.95**
Bill	6-754-11083	10/10/2019		541.006 · Postage & Freight	-16.95	16.95
TOTAL					-16.95	16.95
Bill Pmt -Check	**4070**	**10/11/2019**	**Omar Electrical Contractor Corp.**	**101.007 · Wells Fargo Operating-8388**		**-5,276.34**
Bill	10012019-2	10/10/2019		546.020 · R&M - Electrical	-2,930.00	2,930.00
Bill	10012019	10/10/2019		546.020 · R&M - Electrical	-2,346.34	2,346.34
TOTAL					-5,276.34	5,276.34
Bill Pmt -Check	**4071**	**10/11/2019**	**Pinnacle A Roofing Company, Inc.**	**101.007 · Wells Fargo Operating-8388**		**-5,400.00**
Bill	181381	09/30/2019		546.012 · R&M - Buildings	-5,400.00	5,400.00
TOTAL					-5,400.00	5,400.00
Bill Pmt -Check	**4072**	**10/11/2019**	**PME Inc.**	**101.007 · Wells Fargo Operating-8388**		**-1,350.00**
Bill	13060	10/10/2019		534.080 · Road Cleaning	-1,350.00	1,350.00
TOTAL					-1,350.00	1,350.00
Bill Pmt -Check	**4073**	**10/11/2019**	**South Florida Design Management, Inc.**	**101.007 · Wells Fargo Operating-8388**		**-11,324.00**
Bill	81	10/10/2019		546.037 · R&M - Grounds	-1,274.00	1,274.00
Bill	487	10/10/2019		546.037 · R&M - Grounds	-6,900.00	6,900.00
Bill	490	10/10/2019		546.037 · R&M - Grounds	-2,400.00	2,400.00
Bill	482	10/10/2019		546.037 · R&M - Grounds	-750.00	750.00
TOTAL					-11,324.00	11,324.00
Bill Pmt -Check	**4074**	**10/11/2019**	**Veracomca**	**101.007 · Wells Fargo Operating-8388**		**-7,280.00**
Bill	977	09/30/2019		549.900 · Misc - Contigency	-4,160.00	4,160.00
Bill	990	09/30/2019		549.905 · Misc - Security	-3,120.00	3,120.00
TOTAL					-7,280.00	7,280.00
Bill Pmt -Check	**4075**	**10/11/2019**	**World Waste Recycling**	**101.007 · Wells Fargo Operating-8388**		**-702.19**
Bill	0000051848	10/10/2019		534.126 · Waste Removal Services	-154.48	198.05
				534.126 · Waste Removal Services	-547.71	702.19

Midtown Miami CDD
Check Detail
October 2019 through March 2020

Type	Num	Date	Name	Account	Paid Amount	Original Amount
TOTAL					-702.19	900.24
Bill Pmt -Check	**4076**	**10/11/2019**	**Wrathell, Hunt & Associates, LLC**	**101.007 · Wells Fargo Operating-8388**		**-5,713.08**
Bill	2019-0540	10/10/2019		531.027 · Management	-3,812.06	4,880.50
				531.038 · Assessment Services	-1,250.71	1,601.25
				531.038 · Assessment Services	-324.99	416.08
				531.038 · Assessment Services	-286.27	366.50
				547.001 · Printing & Binding	-39.05	50.00
TOTAL					-5,713.08	7,314.33
Check	**4077**	**10/11/2019**	**Wells Fargo**	**101.007 · Wells Fargo Operating-8388**		**-64.16**
				2040300 · Credit Card - Wells Fargo MC	-64.16	64.16
TOTAL					-64.16	64.16
Bill Pmt -Check	**4078**	**10/18/2019**	**ALM Media, LLC.**	**101.007 · Wells Fargo Operating-8388**		**-201.23**
Bill	I0000431108-1011	10/17/2019		548.002 · Legal Advertising	-125.03	125.03
Bill	I0000430934-1010	10/17/2019		548.002 · Legal Advertising	-76.20	76.20
TOTAL					-201.23	201.23
Bill Pmt -Check	**4079**	**10/18/2019**	**Deborah Samuel**	**101.007 · Wells Fargo Operating-8388**		**-33.14**
Bill	092819	09/30/2019		551.002 · Office Supplies	-33.14	33.14
TOTAL					-33.14	33.14
Bill Pmt -Check	**4080**	**10/18/2019**	**FedEx**	**101.007 · Wells Fargo Operating-8388**		**-7.08**
Bill	6-761-73856	09/30/2019		541.006 · Postage & Freight	-7.08	7.08
TOTAL					-7.08	7.08
Bill Pmt -Check	**4081**	**10/18/2019**	**Interstate Cleaning Corporation**	**101.007 · Wells Fargo Operating-8388**		**-34,349.64**
Bill	9170639-IN	10/17/2019		534.038 · Street Sweeping	-4,233.68	4,233.68
Bill	9170638-IN	10/17/2019		534.026 · Janitorial Services	-9,034.79	12,906.84
				534.026 · Janitorial Services	-21,081.17	30,115.96
TOTAL					-34,349.64	47,256.48
Bill Pmt -Check	**4082**	**10/18/2019**	**Miami Dade Water & Sewer Department**	**101.007 · Wells Fargo Operating-8388**		**-49.40**
Bill	0391376916 091719	09/30/2019		543.014 · Utility - Irrigation	-49.40	49.40
TOTAL					-49.40	49.40

Midtown Miami CDD
Check Detail
October 2019 through March 2020

Type	Num	Date	Name	Account	Paid Amount	Original Amount
Bill Pmt -Check	**4083**	**10/18/2019**	**Miguel Garcia**	**101.007 · Wells Fargo Operating-8388**		**-637.00**
Bill	100319	10/17/2019		549.905 · Misc - Security	-318.50	318.50
Bill	100919	10/17/2019		549.905 · Misc - Security	-318.50	318.50
TOTAL					-637.00	637.00
Bill Pmt -Check	**4084**	**10/18/2019**	**Nicole Parisi**	**101.007 · Wells Fargo Operating-8388**		**-25.50**
Bill	093019	09/30/2019		541.006 · Postage & Freight	-25.50	25.50
TOTAL					-25.50	25.50
Bill Pmt -Check	**4085**	**10/18/2019**	**Orion Pest Control**	**101.007 · Wells Fargo Operating-8388**		**-360.00**
Bill	38104	10/17/2019		534.125 · Pest Control	-210.00	210.00
				546.001 · R&M - General	-150.00	150.00
TOTAL					-360.00	360.00
Bill Pmt -Check	**4086**	**10/18/2019**	**Qnode**	**101.007 · Wells Fargo Operating-8388**		**-275.00**
Bill	0000505	10/17/2019		531.014 · Consulting Services	-275.00	275.00
TOTAL					-275.00	275.00
Bill Pmt -Check	**4087**	**10/18/2019**	**South Florida Design Management, Inc.**	**101.007 · Wells Fargo Operating-8388**		**-4,700.00**
Bill	483	10/17/2019		546.037 · R&M - Grounds	-2,700.00	2,700.00
Bill	486	10/17/2019		546.037 · R&M - Grounds	-2,000.00	2,000.00
TOTAL					-4,700.00	4,700.00
Bill Pmt -Check	**4088**	**10/18/2019**	**Tariq Bayzid**	**101.007 · Wells Fargo Operating-8388**		**-204.62**
Bill	93019	09/30/2019		546.001 · R&M - General	-99.62	99.62
Bill	101719	10/17/2019		546.001 · R&M - General	-105.00	105.00
TOTAL					-204.62	204.62
Bill Pmt -Check	**4089**	**10/18/2019**	**AT&T**	**101.007 · Wells Fargo Operating-8388**		**-199.32**
Bill	146496235 092819	10/17/2019		541.003 · Telephone	-199.32	199.32
TOTAL					-199.32	199.32
Bill Pmt -Check	**4090**	**10/18/2019**	**South Florida Design Management, Inc.**	**101.007 · Wells Fargo Operating-8388**		**0.00**
TOTAL					0.00	0.00

Midtown Miami CDD
Check Detail
October 2019 through March 2020

Type	Num	Date	Name	Account	Paid Amount	Original Amount
Check	**4091**	**10/25/2019**	**Wells Fargo**	**101.007 · Wells Fargo Operating-8388**		**-277.19**
				2040300 · Credit Card - Wells Fargo MC	-277.19	277.19
TOTAL					-277.19	277.19
Bill Pmt -Check	**4092**	**10/25/2019**	**Advantage Golf Cars, Inc.**	**101.007 · Wells Fargo Operating-8388**		**-439.26**
Bill	269826	10/24/2019		534.037 · Security Services	-131.78	188.25
				534.037 · Security Services	-307.48	439.26
TOTAL					-439.26	627.51
Bill Pmt -Check	**4093**	**10/25/2019**	**Allied Universal**	**101.007 · Wells Fargo Operating-8388**		**-47,704.46**
Bill	9322890	09/30/2019		534.037 · Security Services	-14,311.34	20,444.77
				534.037 · Security Services	-33,393.12	47,704.46
TOTAL					-47,704.46	68,149.23
Bill Pmt -Check	**4094**	**10/25/2019**	**BeefreeMedia**	**101.007 · Wells Fargo Operating-8388**		**-2,694.88**
Bill	48707	10/24/2019		546.001 · R&M - General	-1,249.64	1,249.64
Bill	48826	10/24/2019		546.001 · R&M - General	-1,445.24	1,445.24
TOTAL					-2,694.88	2,694.88
Bill Pmt -Check	**4095**	**10/25/2019**	**Budget Ace Hardware**	**101.007 · Wells Fargo Operating-8388**		**-507.84**
Bill	615047	10/24/2019		551.002 · Office Supplies	-375.93	375.93
Bill	615090	10/24/2019		551.002 · Office Supplies	-131.91	131.91
TOTAL					-507.84	507.84
Bill Pmt -Check	**4096**	**10/25/2019**	**CW Inspectors**	**101.007 · Wells Fargo Operating-8388**		**-1,300.00**
Bill	1766	09/30/2019		546.037 · R&M - Grounds	-650.00	650.00
Bill	1767	10/24/2019		546.037 · R&M - Grounds	-650.00	650.00
TOTAL					-1,300.00	1,300.00
Bill Pmt -Check	**4097**	**10/25/2019**	**DDR Miami Avenue, LLC**	**101.007 · Wells Fargo Operating-8388**		**-645.02**
Bill	3412396	09/30/2019		543.014 · Utility - Irrigation	-461.18	461.18
				543.014 · Utility - Irrigation	-137.47	137.47
				543.014 · Utility - Irrigation	-46.37	46.37
TOTAL					-645.02	645.02
Bill Pmt -Check	**4098**	**10/25/2019**	**FedEx**	**101.007 · Wells Fargo Operating-8388**		**-7.03**

Midtown Miami CDD
Check Detail
October 2019 through March 2020

Type	Num	Date	Name	Account	Paid Amount	Original Amount
Bill	6-767-87329	10/24/2019		541.006 · Postage & Freight	-7.03	7.03
TOTAL					-7.03	7.03
Bill Pmt -Check	**4099**	**10/25/2019**	**Grainger**	**101.007 · Wells Fargo Operating-8388**		**-309.03**
Bill	9321212277	10/24/2019		546.001 · R&M - General	-74.07	74.07
Bill	9320488449	10/24/2019		546.001 · R&M - General	-234.96	234.96
TOTAL					-309.03	309.03
Bill Pmt -Check	**4100**	**10/25/2019**	**Harbour Construction Inc.**	**101.007 · Wells Fargo Operating-8388**		**-33,775.00**
Bill	PA2-HCI	10/24/2019		538.031 · Midtown Community Park	-33,775.00	33,775.00
TOTAL					-33,775.00	33,775.00
Bill Pmt -Check	**4101**	**10/25/2019**	**Miguel Garcia**	**101.007 · Wells Fargo Operating-8388**		**-318.50**
Bill	101719	10/24/2019		549.905 · Misc - Security	-318.50	318.50
TOTAL					-318.50	318.50
Bill Pmt -Check	**4102**	**10/25/2019**	**PC-CAD LLC.**	**101.007 · Wells Fargo Operating-8388**		**-500.00**
Bill	2008-2568	09/30/2019		531.014 · Consulting Services	-500.00	500.00
TOTAL					-500.00	500.00
Bill Pmt -Check	**4103**	**10/25/2019**	**PME Inc.**	**101.007 · Wells Fargo Operating-8388**		**-1,350.00**
Bill	12711	09/30/2019		534.080 · Road Cleaning	-1,350.00	1,350.00
TOTAL					-1,350.00	1,350.00
Bill Pmt -Check	**4104**	**10/25/2019**	**Randy's Holiday Lighting**	**101.007 · Wells Fargo Operating-8388**		**-9,720.00**
Bill	7125	09/30/2019		549.027 · Misc - Holiday Decor	-9,720.00	9,720.00
TOTAL					-9,720.00	9,720.00
Bill Pmt -Check	**4105**	**10/25/2019**	**South Florida Design Management, Inc.**	**101.007 · Wells Fargo Operating-8388**		**-8,010.00**
Bill	491	10/24/2019		546.037 · R&M - Grounds	-1,950.00	1,950.00
Bill	492	10/24/2019		546.037 · R&M - Grounds	-2,800.00	2,800.00
Bill	494	10/24/2019		546.037 · R&M - Grounds	-910.00	910.00
Bill	495	10/24/2019		546.037 · R&M - Grounds	-1,600.00	1,600.00
Bill	496	10/24/2019		546.037 · R&M - Grounds	-750.00	750.00
TOTAL					-8,010.00	8,010.00

Midtown Miami CDD
Check Detail
October 2019 through March 2020

Type	Num	Date	Name	Account	Paid Amount	Original Amount
Bill Pmt -Check	**4106**	**10/25/2019**	**Tariq Bayzid**	**101.007 · Wells Fargo Operating-8388**		**-120.00**
Bill	102419	10/24/2019		546.001 · R&M - General	-120.00	120.00
TOTAL					-120.00	120.00
Bill Pmt -Check	**4107**	**10/25/2019**	**Venturita LLC**	**101.007 · Wells Fargo Operating-8388**		**-360.00**
Bill	2019005	10/24/2019		546.020 · R&M - Electrical	-120.00	120.00
Bill	2019004	10/24/2019		546.020 · R&M - Electrical	-240.00	240.00
TOTAL					-360.00	360.00
Bill Pmt -Check	**4108**	**11/04/2019**	**BeefreeMedia**	**101.007 · Wells Fargo Operating-8388**		**-13,239.50**
Bill	48574	10/31/2019		549.900 · Misc - Contigency	-11,809.50	11,809.50
Bill	48710	10/31/2019		546.001 · R&M - General	-1,430.00	1,430.00
TOTAL					-13,239.50	13,239.50
Bill Pmt -Check	**4109**	**11/04/2019**	**Billing, Cochran, Lyles, Mauro & Ramsey**	**101.007 · Wells Fargo Operating-8388**		**-4,975.00**
Bill	158686	09/30/2019		531.023 · Legal	-4,975.00	4,975.00
TOTAL					-4,975.00	4,975.00
Bill Pmt -Check	**4110**	**11/04/2019**	**BrightView Landscape Services Inc.**	**101.007 · Wells Fargo Operating-8388**		**-3,765.00**
Bill	6540284	09/30/2019		546.071 · R&M - Plant Replacement	-2,432.00	2,432.00
Bill	6540856	09/30/2019		546.071 · R&M - Plant Replacement	-1,333.00	1,333.00
TOTAL					-3,765.00	3,765.00
Bill Pmt -Check	**4111**	**11/04/2019**	**FedEx**	**101.007 · Wells Fargo Operating-8388**		**-6.42**
Bill	6-775-60151	10/31/2019		541.006 · Postage & Freight	-6.42	6.42
TOTAL					-6.42	6.42
Bill Pmt -Check	**4112**	**11/04/2019**	**Grainger**	**101.007 · Wells Fargo Operating-8388**		**-1,971.95**
Bill	9320206924	10/31/2019		551.002 · Office Supplies	-1,971.95	1,971.95
TOTAL					-1,971.95	1,971.95
Bill Pmt -Check	**4113**	**11/04/2019**	**Killowatts Electric & Lighting Supply**	**101.007 · Wells Fargo Operating-8388**		**-239.40**
Bill	0562043-IN	10/31/2019		546.020 · R&M - Electrical	-239.40	239.40
TOTAL					-239.40	239.40

Midtown Miami CDD
Check Detail
October 2019 through March 2020

Type	Num	Date	Name	Account	Paid Amount	Original Amount
Bill Pmt -Check	**4114**	**11/04/2019**	**MG Tech Inc.**	**101.007 · Wells Fargo Operating-8388**		**-112.00**
Bill	3442	10/31/2019		534.081 · Contracts - Air Conditioning	-33.60	48.00
				534.081 · Contracts - Air Conditioning	-78.40	112.00
TOTAL					-112.00	160.00
Bill Pmt -Check	**4115**	**11/04/2019**	**Miami Dade Water & Sewer Department**	**101.007 · Wells Fargo Operating-8388**		**-650.90**
Bill	0391376916 101719	09/30/2019		543.014 · Utility - Irrigation	-650.90	650.90
TOTAL					-650.90	650.90
Bill Pmt -Check	**4116**	**11/04/2019**	**Miguel Garcia**	**101.007 · Wells Fargo Operating-8388**		**-318.50**
Bill	102319	10/31/2019		549.905 · Misc - Security	-318.50	318.50
TOTAL					-318.50	318.50
Bill Pmt -Check	**4117**	**11/04/2019**	**Veracomca**	**101.007 · Wells Fargo Operating-8388**		**-340.00**
Bill	1021	09/30/2019		549.048 · Misc - Radio Expense	-340.00	340.00
TOTAL					-340.00	340.00
Check	**4118**	**11/04/2019**	**Wells Fargo**	**101.007 · Wells Fargo Operating-8388**		**-57.78**
				2040300 · Credit Card - Wells Fargo MC	-57.78	57.78
TOTAL					-57.78	57.78
Check	**4119**	**11/08/2019**	**Wells Fargo**	**101.007 · Wells Fargo Operating-8388**		**-196.51**
				2040300 · Credit Card - Wells Fargo MC	-196.51	196.51
TOTAL					-196.51	196.51
Bill Pmt -Check	**4120**	**11/08/2019**	**Bel Air Maintenance, Inc.**	**101.007 · Wells Fargo Operating-8388**		**-7,341.51**
Bill	19857	11/07/2019		546.037 · R&M - Grounds	-278.63	278.63
Bill	19858	11/07/2019		546.037 · R&M - Grounds	-5,981.44	5,981.44
Bill	19856	11/07/2019		546.037 · R&M - Grounds	-1,081.44	1,081.44
TOTAL					-7,341.51	7,341.51
Bill Pmt -Check	**4121**	**11/08/2019**	**Bell Landscape Architecture, Inc.**	**101.007 · Wells Fargo Operating-8388**		**-31.00**
Bill	190925-001	11/07/2019		531.013 · Engineering	-31.00	31.00
TOTAL					-31.00	31.00

Midtown Miami CDD
Check Detail
October 2019 through March 2020

Type	Num	Date	Name	Account	Paid Amount	Original Amount
Bill Pmt -Check	**4122**	**11/08/2019**	**BrightView Landscape Services Inc.**	**101.007 · Wells Fargo Operating-8388**		**-20,177.00**
Bill	6564548	11/07/2019		534.050 · Landscape Maintenance	-15,618.00	15,618.00
Bill	6564709	11/07/2019		534.050 · Landscape Maintenance	-4,559.00	4,559.00
TOTAL					-20,177.00	20,177.00
Bill Pmt -Check	**4123**	**11/08/2019**	**Budget Ace Hardware**	**101.007 · Wells Fargo Operating-8388**		**-220.35**
Bill	615576	11/07/2019		551.002 · Office Supplies	-220.35	220.35
TOTAL					-220.35	220.35
Bill Pmt -Check	**4124**	**11/08/2019**	**City of Miami Police**	**101.007 · Wells Fargo Operating-8388**		**-157.50**
Bill	146903	09/30/2019		549.905 · Misc - Security	-157.50	157.50
TOTAL					-157.50	157.50
Bill Pmt -Check	**4125**	**11/08/2019**	**DDR Miami Avenue, LLC**	**101.007 · Wells Fargo Operating-8388**		**-14,451.93**
Bill	3419174	09/30/2019		543.014 · Utility - Irrigation	-14,451.93	14,451.93
TOTAL					-14,451.93	14,451.93
Bill Pmt -Check	**4126**	**11/08/2019**	**Department of Economic Opportunity**	**101.007 · Wells Fargo Operating-8388**		**-175.00**
Bill	74113	11/07/2019		554.007 · Annual District Filing Fee	-175.00	175.00
TOTAL					-175.00	175.00
Bill Pmt -Check	**4127**	**11/08/2019**	**FedEx**	**101.007 · Wells Fargo Operating-8388**		**-7.03**
Bill	6-821-63188	11/07/2019		541.006 · Postage & Freight	-7.03	7.03
TOTAL					-7.03	7.03
Bill Pmt -Check	**4128**	**11/08/2019**	**Interstate Cleaning Corporation**	**101.007 · Wells Fargo Operating-8388**		**-35,421.55**
Bill	9170875-IN	11/07/2019		534.026 · Janitorial Services	-9,034.79	12,906.84
				534.026 · Janitorial Services	-21,081.17	30,115.96
Bill	9170876-IN	11/07/2019		534.038 · Street Sweeping	-4,233.68	4,233.68
Bill	9170915-IN	11/07/2019		546.001 · R&M - General	-1,071.91	1,071.91
TOTAL					-35,421.55	48,328.39
Bill Pmt -Check	**4129**	**11/08/2019**	**Miami-Dade Tax Collector**	**101.007 · Wells Fargo Operating-8388**		**-9.03**
Bill	0131250770120 0100	11/07/2019		549.044 · Misc - Property Taxes	-3.01	3.01
Bill	0131250770110 0100	11/07/2019		549.044 · Misc - Property Taxes	-3.01	3.01

Midtown Miami CDD
Check Detail
October 2019 through March 2020

Type	Num	Date	Name	Account	Paid Amount	Original Amount
Bill	0131250770100 0100	11/07/2019		549.044 · Misc - Property Taxes	-3.01	3.01
TOTAL					-9.03	9.03
Bill Pmt -Check	**4130**	**11/08/2019**	**Miguel Garcia**	**101.007 · Wells Fargo Operating-8388**		**-318.50**
Bill	103019	11/07/2019		549.905 · Misc - Security	-318.50	318.50
TOTAL					-318.50	318.50
Bill Pmt -Check	**4131**	**11/08/2019**	**Orion Pest Control**	**101.007 · Wells Fargo Operating-8388**		**-360.00**
Bill	38216	11/07/2019		534.125 · Pest Control	-210.00	210.00
				546.001 · R&M - General	-150.00	150.00
TOTAL					-360.00	360.00
Bill Pmt -Check	**4132**	**11/08/2019**	**Tariq Bayzid**	**101.007 · Wells Fargo Operating-8388**		**-55.00**
Bill	110719	11/07/2019		546.001 · R&M - General	-55.00	55.00
TOTAL					-55.00	55.00
Bill Pmt -Check	**4133**	**11/08/2019**	**World Waste Recycling**	**101.007 · Wells Fargo Operating-8388**		**-761.47**
Bill	000055259	11/07/2019		534.126 · Waste Removal Services	-167.52	214.77
				534.126 · Waste Removal Services	-593.95	761.47
TOTAL					-761.47	976.24
Bill Pmt -Check	**4134**	**11/08/2019**	**Wrathell, Hunt & Associates, LLC**	**101.007 · Wells Fargo Operating-8388**		**-5,713.08**
Bill	2019-0624	11/07/2019		531.027 · Management	-3,812.06	4,880.50
				531.038 · Assessment Services	-1,250.71	1,601.25
				531.038 · Assessment Services	-324.99	416.08
				531.038 · Assessment Services	-286.27	366.50
				547.001 · Printing & Binding	-39.05	50.00
TOTAL					-5,713.08	7,314.33
Check	**4135**	**11/15/2019**	**Wells Fargo**	**101.007 · Wells Fargo Operating-8388**		**-587.16**
				2040300 · Credit Card - Wells Fargo MC	-587.16	587.16
TOTAL					-587.16	587.16
Bill Pmt -Check	**4136**	**11/15/2019**	**AT&T**	**101.007 · Wells Fargo Operating-8388**		**-201.55**
Bill	146496235 102819	11/14/2019		541.003 · Telephone	-201.55	201.55
TOTAL					-201.55	201.55

Midtown Miami CDD
Check Detail
October 2019 through March 2020

Type	Num	Date	Name	Account	Paid Amount	Original Amount
Bill Pmt -Check	**4137**	**11/15/2019**	**Bell Landscape Architecture, Inc.**	**101.007 · Wells Fargo Operating-8388**		**-1,900.00**
Bill	190925-002	09/30/2019		531.013 · Engineering	-300.00	300.00
Bill	190925-003	09/30/2019		531.013 · Engineering	-1,600.00	1,600.00
TOTAL					-1,900.00	1,900.00
Bill Pmt -Check	**4138**	**11/15/2019**	**Budget Ace Hardware**	**101.007 · Wells Fargo Operating-8388**		**-100.62**
Bill	615892	11/14/2019		551.002 · Office Supplies	-100.62	100.62
TOTAL					-100.62	100.62
Bill Pmt -Check	**4139**	**11/15/2019**	**Carlos Mendoza Rubio**	**101.007 · Wells Fargo Operating-8388**		**-120.00**
Bill	223	09/30/2019		546.020 · R&M - Electrical	-120.00	120.00
TOTAL					-120.00	120.00
Bill Pmt -Check	**4140**	**11/15/2019**	**FedEx**	**101.007 · Wells Fargo Operating-8388**		**-7.03**
Bill	6-828-64713	11/14/2019		541.006 · Postage & Freight	-7.03	7.03
TOTAL					-7.03	7.03
Bill Pmt -Check	**4141**	**11/15/2019**	**Grainger**	**101.007 · Wells Fargo Operating-8388**		**-1,430.29**
Bill	9334747053	11/14/2019		551.002 · Office Supplies	-578.14	578.14
Bill	9334904167	11/14/2019		551.002 · Office Supplies	-87.55	87.55
Bill	9342134336	11/14/2019		551.002 · Office Supplies	-764.60	764.60
TOTAL					-1,430.29	1,430.29
Bill Pmt -Check	**4142**	**11/15/2019**	**Miguel Garcia**	**101.007 · Wells Fargo Operating-8388**		**-318.50**
Bill	110719	11/14/2019		549.905 · Misc - Security	-318.50	318.50
TOTAL					-318.50	318.50
Bill Pmt -Check	**4143**	**11/15/2019**	**Nicole Parisi**	**101.007 · Wells Fargo Operating-8388**		**-25.50**
Bill	103119	11/14/2019		541.006 · Postage & Freight	-25.50	25.50
TOTAL					-25.50	25.50
Bill Pmt -Check	**4144**	**11/15/2019**	**South Florida Design Management, Inc.**	**101.007 · Wells Fargo Operating-8388**		**-910.00**
Bill	500	11/14/2019		546.037 · R&M - Grounds	-910.00	910.00
TOTAL					-910.00	910.00

Midtown Miami CDD
Check Detail
October 2019 through March 2020

Type	Num	Date	Name	Account	Paid Amount	Original Amount
Bill Pmt -Check	**4145**	**11/15/2019**	**Venturita LLC**	**101.007 · Wells Fargo Operating-8388**		**-480.00**
Bill	2019007	11/14/2019		546.020 · R&M - Electrical	-240.00	240.00
Bill	2019006	11/14/2019		546.020 · R&M - Electrical	-240.00	240.00
TOTAL					-480.00	480.00
Bill Pmt -Check	**4146**	**11/15/2019**	**Veracomca**	**101.007 · Wells Fargo Operating-8388**		**-3,544.00**
Bill	998	11/14/2019		549.905 · Misc - Security	-3,544.00	3,544.00
TOTAL					-3,544.00	3,544.00
Paycheck	**4147**	**11/25/2019**	**Alexis Miranda**	**101.007 · Wells Fargo Operating-8388**		**-184.70**
				511.001 · Supervisors Payroll	-200.00	200.00
				521.001 · Fica Taxes	-12.40	12.40
				202.501 · FICA Payable	12.40	-12.40
				202.501 · FICA Payable	12.40	-12.40
				521.001 · Fica Taxes	-2.90	2.90
				202.501 · FICA Payable	2.90	-2.90
				202.501 · FICA Payable	2.90	-2.90
TOTAL					-184.70	184.70
Paycheck	**4148**	**11/25/2019**	**Joseph Padula**	**101.007 · Wells Fargo Operating-8388**		**-184.70**
				511.001 · Supervisors Payroll	-200.00	200.00
				521.001 · Fica Taxes	-12.40	12.40
				202.501 · FICA Payable	12.40	-12.40
				202.501 · FICA Payable	12.40	-12.40
				521.001 · Fica Taxes	-2.90	2.90
				202.501 · FICA Payable	2.90	-2.90
				202.501 · FICA Payable	2.90	-2.90
TOTAL					-184.70	184.70
Paycheck	**4149**	**11/25/2019**	**Michelle Jorge**	**101.007 · Wells Fargo Operating-8388**		**-184.70**
				511.001 · Supervisors Payroll	-200.00	200.00
				521.001 · Fica Taxes	-12.40	12.40
				202.501 · FICA Payable	12.40	-12.40
				202.501 · FICA Payable	12.40	-12.40
				521.001 · Fica Taxes	-2.90	2.90
				202.501 · FICA Payable	2.90	-2.90
				202.501 · FICA Payable	2.90	-2.90
TOTAL					-184.70	184.70
Bill Pmt -Check	**4150**	**12/09/2019**	**Interstate Cleaning Corporation**	**101.007 · Wells Fargo Operating-8388**		**0.00**

Midtown Miami CDD
Check Detail
October 2019 through March 2020

Type	Num	Date	Name	Account	Paid Amount	Original Amount
TOTAL					0.00	0.00
Check	**4151**	**12/09/2019**	**Wells Fargo**	**101.007 · Wells Fargo Operating-8388**		**-957.37**
				2040300 · Credit Card - Wells Fargo MC	-957.37	957.37
TOTAL					-957.37	957.37
Bill Pmt -Check	**4152**	**12/09/2019**	**Interstate Cleaning Corporation**	**101.007 · Wells Fargo Operating-8388**		**-30,115.96**
Bill	9171226-IN	12/05/2019		534.026 · Janitorial Services	-9,034.79	12,906.84
				534.026 · Janitorial Services	-21,081.17	30,115.96
TOTAL					-30,115.96	43,022.80
Bill Pmt -Check	**4153**	**12/13/2019**	**AT&T**	**101.007 · Wells Fargo Operating-8388**		**-201.55**
Bill	146496235 112819	12/12/2019		541.003 · Telephone	-201.55	201.55
TOTAL					-201.55	201.55
Bill Pmt -Check	**4154**	**12/13/2019**	**Budget Ace Hardware**	**101.007 · Wells Fargo Operating-8388**		**-86.01**
Bill	616727	12/12/2019		551.002 · Office Supplies	-86.01	86.01
TOTAL					-86.01	86.01
Bill Pmt -Check	**4155**	**12/13/2019**	**Fahrenheit Propane**	**101.007 · Wells Fargo Operating-8388**		**-112.00**
Bill	INV-030358	12/12/2019		546.001 · R&M - General	-112.00	112.00
TOTAL					-112.00	112.00
Bill Pmt -Check	**4156**	**12/13/2019**	**FedEx**	**101.007 · Wells Fargo Operating-8388**		**-16.91**
Bill	6-856-82384	12/12/2019		541.006 · Postage & Freight	-16.91	16.91
TOTAL					-16.91	16.91
Bill Pmt -Check	**4157**	**12/13/2019**	**Grainger**	**101.007 · Wells Fargo Operating-8388**		**-249.00**
Bill	9356249111	12/12/2019		551.002 · Office Supplies	-249.00	249.00
TOTAL					-249.00	249.00
Bill Pmt -Check	**4158**	**12/13/2019**	**MG Tech Inc.**	**101.007 · Wells Fargo Operating-8388**		**-196.00**
Bill	3608	12/12/2019		534.081 · Contracts - Air Conditioning	-58.80	84.00
				534.081 · Contracts - Air Conditioning	-137.20	196.00

Midtown Miami CDD
Check Detail
October 2019 through March 2020

Type	Num	Date	Name	Account	Paid Amount	Original Amount
TOTAL					-196.00	280.00
Bill Pmt -Check	**4159**	**12/13/2019**	**Miguel Garcia**	**101.007 · Wells Fargo Operating-8388**		**-318.50**
Bill	112919	12/12/2019		549.905 · Misc - Security	-318.50	318.50
TOTAL					-318.50	318.50
Bill Pmt -Check	**4160**	**01/06/2020**	**Advantage Golf Cars, Inc.**	**101.007 · Wells Fargo Operating-8388**		**-439.26**
Bill	273088	12/27/2019		534.037 · Security Services	-307.48	439.26
				534.037 · Security Services	-131.78	188.25
TOTAL					-439.26	627.51
Bill Pmt -Check	**4161**	**01/06/2020**	**Allied Universal**	**101.007 · Wells Fargo Operating-8388**		**-47,771.69**
Bill	9525583	12/27/2019		534.037 · Security Services	-14,331.51	20,473.58
				534.037 · Security Services	-33,440.18	47,771.69
TOTAL					-47,771.69	68,245.27
Bill Pmt -Check	**4162**	**01/06/2020**	**Bell Landscape Architecture, Inc.**	**101.007 · Wells Fargo Operating-8388**		**-1,780.00**
Bill	191113-001	12/19/2019		531.014 · Consulting Services	-1,780.00	1,780.00
TOTAL					-1,780.00	1,780.00
Bill Pmt -Check	**4163**	**01/06/2020**	**Billing, Cochran, Lyles, Mauro & Ramsey**	**101.007 · Wells Fargo Operating-8388**		**-2,310.00**
Bill	159786	12/27/2019		531.023 · Legal	-2,310.00	2,310.00
TOTAL					-2,310.00	2,310.00
Bill Pmt -Check	**4164**	**01/06/2020**	**BrightView Landscape Services Inc.**	**101.007 · Wells Fargo Operating-8388**		**-33,694.50**
Bill	6540855	09/30/2019		534.050 · Landscape Maintenance	-791.25	791.25
Bill	6540283	09/30/2019		534.050 · Landscape Maintenance	-9,903.75	9,903.75
Bill	6535591	09/30/2019		534.050 · Landscape Maintenance	-1,800.00	1,800.00
Bill	6540857	09/30/2019		534.050 · Landscape Maintenance	-1,022.50	1,022.50
Bill	6520825	12/19/2019		534.050 · Landscape Maintenance	-4,559.00	4,559.00
Bill	6520652	12/19/2019		534.050 · Landscape Maintenance	-15,618.00	15,618.00
TOTAL					-33,694.50	33,694.50
Bill Pmt -Check	**4165**	**01/06/2020**	**Budget Ace Hardware**	**101.007 · Wells Fargo Operating-8388**		**-385.69**
Bill	616893	12/19/2019		551.002 · Office Supplies	-81.10	81.10
Bill	616974	12/19/2019		551.002 · Office Supplies	-174.90	174.90
Bill	617073	12/19/2019		551.002 · Office Supplies	-129.69	129.69

Midtown Miami CDD
Check Detail
October 2019 through March 2020

Type	Num	Date	Name	Account	Paid Amount	Original Amount
TOTAL					-385.69	385.69
Bill Pmt -Check	**4166**	**01/06/2020**	**CW Inspectors**	**101.007 · Wells Fargo Operating-8388**		**-1,300.00**
Bill	1880	12/19/2019		546.037 · R&M - Grounds	-650.00	650.00
Bill	1879	12/19/2019		546.037 · R&M - Grounds	-650.00	650.00
TOTAL					-1,300.00	1,300.00
Bill Pmt -Check	**4167**	**01/06/2020**	**DDR Miami Avenue, LLC**	**101.007 · Wells Fargo Operating-8388**		**-459.29**
Bill	3435611	12/27/2019		543.014 · Utility - Irrigation	-459.29	459.29
TOTAL					-459.29	459.29
Bill Pmt -Check	**4168**	**01/06/2020**	**Deborah Samuel**	**101.007 · Wells Fargo Operating-8388**		**-31.03**
Bill	122719	12/27/2019		551.005 · Office Equipment	-31.03	31.03
TOTAL					-31.03	31.03
Bill Pmt -Check	**4169**	**01/06/2020**	**Fahrenheit Propane**	**101.007 · Wells Fargo Operating-8388**		**-84.00**
Bill	INV-030958	12/27/2019		546.001 · R&M - General	-84.00	84.00
TOTAL					-84.00	84.00
Bill Pmt -Check	**4170**	**01/06/2020**	**FedEx**	**101.007 · Wells Fargo Operating-8388**		**-14.74**
Bill	6-862-70362	12/19/2019		541.006 · Postage & Freight	-7.37	7.37
Bill	6-870-27352	12/27/2019		541.006 · Postage & Freight	-7.37	7.37
TOTAL					-14.74	14.74
Bill Pmt -Check	**4171**	**01/06/2020**	**Harbour Construction Inc.**	**101.007 · Wells Fargo Operating-8388**		**-9,065.00**
Bill	PA3CO1	12/19/2019		538.031 · Midtown Community Park	-9,065.00	9,065.00
TOTAL					-9,065.00	9,065.00
Bill Pmt -Check	**4172**	**01/06/2020**	**Miguel Garcia**	**101.007 · Wells Fargo Operating-8388**		**-318.50**
Bill	121219	12/27/2019		549.905 · Misc - Security	-318.50	318.50
TOTAL					-318.50	318.50
Bill Pmt -Check	**4173**	**01/06/2020**	**National Construction Rentals, Inc.**	**101.007 · Wells Fargo Operating-8388**		**-739.80**
Bill	5578412	12/19/2019		546.001 · R&M - General	-739.80	739.80

Midtown Miami CDD
Check Detail
October 2019 through March 2020

Type	Num	Date	Name	Account	Paid Amount	Original Amount
TOTAL					-739.80	739.80
Bill Pmt -Check	**4174**	**01/06/2020**	**Neri North America Inc**	**101.007 · Wells Fargo Operating-8388**		**-6,948.24**
Bill	32/VEST	12/19/2019		546.001 · R&M - General	-6,948.24	6,948.24
TOTAL					-6,948.24	6,948.24
Bill Pmt -Check	**4175**	**01/06/2020**	**Nicole Parisi**	**101.007 · Wells Fargo Operating-8388**		**-25.50**
Bill	113019	12/19/2019		541.006 · Postage & Freight	-25.50	25.50
TOTAL					-25.50	25.50
Bill Pmt -Check	**4176**	**01/06/2020**	**South Florida Design Management, Inc.**	**101.007 · Wells Fargo Operating-8388**		**-3,210.00**
Bill	513	12/19/2019		546.037 · R&M - Grounds	-950.00	950.00
Bill	514	12/19/2019		546.037 · R&M - Grounds	-700.00	700.00
Bill	515	12/19/2019		546.037 · R&M - Grounds	-680.00	680.00
Bill	516	12/19/2019		546.001 · R&M - General	-880.00	880.00
TOTAL					-3,210.00	3,210.00
Bill Pmt -Check	**4177**	**01/06/2020**	**Tariq Bayzid**	**101.007 · Wells Fargo Operating-8388**		**-90.00**
Bill	122719	12/27/2019		546.001 · R&M - General	-90.00	90.00
TOTAL					-90.00	90.00
Bill Pmt -Check	**4178**	**01/10/2020**	**AT&T**	**101.007 · Wells Fargo Operating-8388**		**-210.80**
Bill	146496235 122819	01/09/2020		541.003 · Telephone	-210.80	210.80
TOTAL					-210.80	210.80
Bill Pmt -Check	**4179**	**01/10/2020**	**BrightView Landscape Services Inc.**	**101.007 · Wells Fargo Operating-8388**		**-35,275.41**
Bill	6652923	01/09/2020		534.050 · Landscape Maintenance	-15,618.00	15,618.00
Bill	6653032	01/09/2020		534.050 · Landscape Maintenance	-4,559.00	4,559.00
Bill	6645452	01/09/2020		546.041 · R&M - Irrigation	-15,098.41	15,098.41
TOTAL					-35,275.41	35,275.41
Bill Pmt -Check	**4180**	**01/10/2020**	**Budget Ace Hardware**	**101.007 · Wells Fargo Operating-8388**		**-247.08**
Bill	617704	01/09/2020		551.002 · Office Supplies	-247.08	247.08
TOTAL					-247.08	247.08
Bill Pmt -Check	**4181**	**01/10/2020**	**FedEx**	**101.007 · Wells Fargo Operating-8388**		**-14.74**

Midtown Miami CDD
Check Detail
October 2019 through March 2020

Type	Num	Date	Name	Account	Paid Amount	Original Amount
Bill	6-877-68374	01/09/2020		541.006 · Postage & Freight	-7.37	7.37
Bill	6-884-14646	01/09/2020		541.006 · Postage & Freight	-7.37	7.37
TOTAL					-14.74	14.74
Bill Pmt -Check	**4182**	**01/10/2020**	**Grainger**	**101.007 · Wells Fargo Operating-8388**		**-234.96**
Bill	9381206979	01/09/2020		551.002 · Office Supplies	-234.96	234.96
TOTAL					-234.96	234.96
Bill Pmt -Check	**4183**	**01/10/2020**	**Interstate Cleaning Corporation**	**101.007 · Wells Fargo Operating-8388**		**-56,834.87**
Bill	9171579-IN	01/09/2020		534.026 · Janitorial Services	-21,506.10	21,506.10
Bill	9171578-IN	01/09/2020		534.038 · Street Sweeping	-4,305.27	4,305.27
Bill	9171577-IN	01/09/2020		534.026 · Janitorial Services	-21,716.45	31,023.50
				534.026 · Janitorial Services	-9,307.05	13,295.79
TOTAL					-56,834.87	70,130.66
Bill Pmt -Check	**4184**	**01/10/2020**	**Lightbulb and Ballast Supply**	**101.007 · Wells Fargo Operating-8388**		**-477.60**
Bill	191365	01/09/2020		551.002 · Office Supplies	-477.60	477.60
TOTAL					-477.60	477.60
Bill Pmt -Check	**4185**	**01/10/2020**	**Miami Dade Water & Sewer Department**	**101.007 · Wells Fargo Operating-8388**		**-64.12**
Bill	0391376916 121819	01/09/2020		543.014 · Utility - Irrigation	-64.12	64.12
TOTAL					-64.12	64.12
Bill Pmt -Check	**4186**	**01/10/2020**	**Miguel Garcia**	**101.007 · Wells Fargo Operating-8388**		**-1,592.50**
Bill	121819	01/09/2020		549.905 · Misc - Security	-318.50	318.50
Bill	122619	01/09/2020		549.905 · Misc - Security	-318.50	318.50
Bill	122119	01/09/2020		549.905 · Misc - Security	-318.50	318.50
Bill	122819	01/09/2020		549.905 · Misc - Security	-318.50	318.50
Bill	010420	01/09/2020		549.905 · Misc - Security	-318.50	318.50
TOTAL					-1,592.50	1,592.50
Bill Pmt -Check	**4187**	**01/10/2020**	**South Florida Design Management, Inc.**	**101.007 · Wells Fargo Operating-8388**		**-4,966.00**
Bill	519	01/09/2020		546.037 · R&M - Grounds	-1,690.00	1,690.00
Bill	520	01/09/2020		546.037 · R&M - Grounds	-1,326.00	1,326.00
Bill	518	01/09/2020		546.037 · R&M - Grounds	-1,950.00	1,950.00
TOTAL					-4,966.00	4,966.00

Midtown Miami CDD
Check Detail
October 2019 through March 2020

Type	Num	Date	Name	Account	Paid Amount	Original Amount
Bill Pmt -Check	**4188**	**01/10/2020**	**World Waste Recycling**	**101.007 · Wells Fargo Operating-8388**		**-702.19**
Bill	0000064049	01/09/2020		534.126 · Waste Removal Services	-547.71	702.19
				534.126 · Waste Removal Services	-154.48	198.05
TOTAL					-702.19	900.24
Bill Pmt -Check	**4189**	**01/10/2020**	**Wrathell, Hunt & Associates, LLC**	**101.007 · Wells Fargo Operating-8388**		**-5,713.08**
Bill	2019-0802	01/09/2020		531.027 · Management	-3,812.06	4,880.50
				531.038 · Assessment Services	-286.27	366.50
				531.038 · Assessment Services	-1,250.71	1,601.25
				531.038 · Assessment Services	-324.99	416.08
				547.001 · Printing & Binding	-39.05	50.00
TOTAL					-5,713.08	7,314.33
Check	**4190**	**01/17/2020**	**Wells Fargo**	**101.007 · Wells Fargo Operating-8388**		**-975.51**
				2040300 · Credit Card - Wells Fargo MC	-975.51	975.51
TOTAL					-975.51	975.51
Bill Pmt -Check	**4191**	**01/17/2020**	**ADA SITE COMPLIANCE**	**101.007 · Wells Fargo Operating-8388**		**-199.00**
Bill	762	01/16/2020		549.914 · Misc - ADA Website Compliance	-199.00	199.00
TOTAL					-199.00	199.00
Bill Pmt -Check	**4192**	**01/17/2020**	**Advantage Golf Cars, Inc.**	**101.007 · Wells Fargo Operating-8388**		**-313.15**
Bill	274180	01/16/2020		534.037 · Security Services	-93.95	134.21
				534.037 · Security Services	-219.20	313.15
TOTAL					-313.15	447.36
Bill Pmt -Check	**4193**	**01/17/2020**	**FedEx**	**101.007 · Wells Fargo Operating-8388**		**-7.37**
Bill	6-890-75413	01/16/2020		541.006 · Postage & Freight	-7.37	7.37
TOTAL					-7.37	7.37
Bill Pmt -Check	**4194**	**01/17/2020**	**National Construction Rentals, Inc.**	**101.007 · Wells Fargo Operating-8388**		**-739.80**
Bill	5606591	01/16/2020		546.001 · R&M - General	-739.80	739.80
TOTAL					-739.80	739.80
Bill Pmt -Check	**4195**	**01/17/2020**	**Nicole Parisi**	**101.007 · Wells Fargo Operating-8388**		**-25.50**

Midtown Miami CDD
Check Detail
October 2019 through March 2020

Type	Num	Date	Name	Account	Paid Amount	Original Amount
Bill	123119	01/16/2020		541.006 · Postage & Freight	-25.50	25.50
TOTAL					-25.50	25.50
Bill Pmt -Check	**4196**	**01/17/2020**	**PME Inc.**	**101.007 · Wells Fargo Operating-8388**		**-2,700.00**
Bill	13213	01/16/2020		534.080 · Road Cleaning	-1,350.00	1,350.00
Bill	13608	01/16/2020		534.080 · Road Cleaning	-1,350.00	1,350.00
TOTAL					-2,700.00	2,700.00
Bill Pmt -Check	**4197**	**01/17/2020**	**South Florida Design Management, Inc.**	**101.007 · Wells Fargo Operating-8388**		**-770.00**
Bill	521	01/16/2020		546.001 · R&M - General	-770.00	770.00
TOTAL					-770.00	770.00
Bill Pmt -Check	**4198**	**01/17/2020**	**Venturita LLC**	**101.007 · Wells Fargo Operating-8388**		**-200.00**
Bill	2019017	01/16/2020		546.001 · R&M - General	-200.00	200.00
TOTAL					-200.00	200.00
Check	**4199**	**01/24/2020**	**Wells Fargo**	**101.007 · Wells Fargo Operating-8388**		**-1,513.08**
				2040300 · Credit Card - Wells Fargo MC	-1,513.08	1,513.08
TOTAL					-1,513.08	1,513.08
Bill Pmt -Check	**4200**	**01/24/2020**	**Allied Universal**	**101.007 · Wells Fargo Operating-8388**		**-50,058.15**
Bill	9620072	01/23/2020		534.037 · Security Services	-15,017.45	21,453.50
				534.037 · Security Services	-35,040.70	50,058.15
TOTAL					-50,058.15	71,511.65
Bill Pmt -Check	**4201**	**01/24/2020**	**Budget Ace Hardware**	**101.007 · Wells Fargo Operating-8388**		**-476.97**
Bill	618034	01/23/2020		551.002 · Office Supplies	-401.98	401.98
Bill	618035	01/23/2020		551.002 · Office Supplies	-74.99	74.99
TOTAL					-476.97	476.97
Bill Pmt -Check	**4202**	**01/24/2020**	**FedEx**	**101.007 · Wells Fargo Operating-8388**		**-14.97**
Bill	6-896-12120	01/23/2020		541.006 · Postage & Freight	-14.97	14.97
TOTAL					-14.97	14.97
Bill Pmt -Check	**4203**	**01/24/2020**	**Randy's Holiday Lighting**	**101.007 · Wells Fargo Operating-8388**		**-34,366.50**

Midtown Miami CDD
Check Detail
October 2019 through March 2020

Type	Num	Date	Name	Account	Paid Amount	Original Amount
Bill	7198	01/23/2020		549.027 · Misc - Holiday Decor	-34,366.50	34,366.50
TOTAL					-34,366.50	34,366.50
Bill Pmt -Check	**4204**	**01/31/2020**	**Advantage Golf Cars, Inc.**	**101.007 · Wells Fargo Operating-8388**		**-70.00**
Bill	275371	01/30/2020		534.037 · Security Services	-21.00	30.00
				534.037 · Security Services	-49.00	70.00
TOTAL					-70.00	100.00
Bill Pmt -Check	**4205**	**01/31/2020**	**ALES GROUP**	**101.007 · Wells Fargo Operating-8388**		**-3,600.00**
Bill	25899	01/30/2020		538.031 · Midtown Community Park	-3,600.00	3,600.00
TOTAL					-3,600.00	3,600.00
Bill Pmt -Check	**4206**	**01/31/2020**	**BeefreeMedia**	**101.007 · Wells Fargo Operating-8388**		**-934.96**
Bill	49110	01/30/2020		546.001 · R&M - General	-934.96	1,362.00
TOTAL					-934.96	1,362.00
Bill Pmt -Check	**4207**	**01/31/2020**	**DDR Miami Avenue, LLC**	**101.007 · Wells Fargo Operating-8388**		**-336.02**
Bill	3448803	01/30/2020		543.014 · Utility - Irrigation	-336.02	336.02
TOTAL					-336.02	336.02
Bill Pmt -Check	**4208**	**01/31/2020**	**Fahrenheit Propane**	**101.007 · Wells Fargo Operating-8388**		**-104.00**
Bill	INV-032236	01/30/2020		546.001 · R&M - General	-20.00	20.00
Bill	INV-032235	01/30/2020		546.001 · R&M - General	-84.00	84.00
TOTAL					-104.00	104.00
Bill Pmt -Check	**4209**	**01/31/2020**	**FedEx**	**101.007 · Wells Fargo Operating-8388**		**-21.80**
Bill	6-835-45528	01/30/2020		541.006 · Postage & Freight	-7.06	7.06
Bill	6-904-23202	01/30/2020		541.006 · Postage & Freight	-14.74	14.74
TOTAL					-21.80	21.80
Bill Pmt -Check	**4210**	**01/31/2020**	**Grainger**	**101.007 · Wells Fargo Operating-8388**		**-476.16**
Bill	9410831094	01/30/2020		551.002 · Office Supplies	-476.16	476.16
TOTAL					-476.16	476.16
Bill Pmt -Check	**4211**	**01/31/2020**	**Harbour Construction Inc.**	**101.007 · Wells Fargo Operating-8388**		**-27,195.00**

Midtown Miami CDD
Check Detail
October 2019 through March 2020

Type	Num	Date	Name	Account	Paid Amount	Original Amount
Bill	PA5HCI-CO-F	01/30/2020		538.031 · Midtown Community Park	-27,195.00	27,195.00
TOTAL					-27,195.00	27,195.00
Bill Pmt -Check	**4212**	**01/31/2020**	**Interstate Cleaning Corporation**	**101.007 · Wells Fargo Operating-8388**		**-9,549.46**
Bill	9170619-IN	09/30/2019		534.038 · Street Sweeping	-1,000.80	1,000.80
Bill	9170618-IN	09/30/2019		534.026 · Janitorial Services	-2,564.60	3,663.71
				534.026 · Janitorial Services	-5,984.06	8,548.66
TOTAL					-9,549.46	13,213.17
Bill Pmt -Check	**4213**	**01/31/2020**	**MG Tech Inc.**	**101.007 · Wells Fargo Operating-8388**		**-196.00**
Bill	3627	01/30/2020		534.081 · Contracts - Air Conditioning	-58.80	84.00
				534.081 · Contracts - Air Conditioning	-137.20	196.00
TOTAL					-196.00	280.00
Bill Pmt -Check	**4214**	**01/31/2020**	**Miami Dade Water & Sewer Department**	**101.007 · Wells Fargo Operating-8388**		**-2,508.06**
Bill	6651763579 010720	01/30/2020		543.014 · Utility - Irrigation	-52.39	52.39
Bill	4433591004 011720	01/30/2020		543.014 · Utility - Irrigation	-2,034.81	2,034.81
Bill	6783382483 011720	01/30/2020		543.014 · Utility - Irrigation	-420.86	420.86
TOTAL					-2,508.06	2,508.06
Bill Pmt -Check	**4215**	**01/31/2020**	**Miguel Garcia**	**101.007 · Wells Fargo Operating-8388**		**-955.50**
Bill	012120	01/30/2020		549.905 · Misc - Security	-318.50	318.50
Bill	011520	01/30/2020		549.905 · Misc - Security	-318.50	318.50
Bill	012220	01/30/2020		549.905 · Misc - Security	-318.50	318.50
TOTAL					-955.50	955.50
Bill Pmt -Check	**4216**	**01/31/2020**	**Orion Pest Control**	**101.007 · Wells Fargo Operating-8388**		**-360.00**
Bill	38454	01/30/2020		534.125 · Pest Control	-210.00	210.00
				546.001 · R&M - General	-150.00	150.00
TOTAL					-360.00	360.00
Bill Pmt -Check	**4217**	**01/31/2020**	**Randy's Holiday Lighting**	**101.007 · Wells Fargo Operating-8388**		**-9,963.00**
Bill	7281	01/30/2020		549.027 · Misc - Holiday Decor	-9,963.00	9,963.00
TOTAL					-9,963.00	9,963.00
Bill Pmt -Check	**4218**	**01/31/2020**	**South Florida Design Management, Inc.**	**101.007 · Wells Fargo Operating-8388**		**-1,600.00**
Bill	524	01/30/2020		546.001 · R&M - General	-750.00	750.00

Midtown Miami CDD
Check Detail
October 2019 through March 2020

Type	Num	Date	Name	Account	Paid Amount	Original Amount
Bill	523	01/30/2020		546.001 · R&M - General	-850.00	850.00
TOTAL					-1,600.00	1,600.00
Bill Pmt -Check	**4219**	**01/31/2020**	**Tariq Bayzid**	**101.007 · Wells Fargo Operating-8388**		**-105.00**
Bill	013020	01/30/2020		546.001 · R&M - General	-105.00	105.00
TOTAL					-105.00	105.00
Check	**4220**	**02/07/2020**	**Wells Fargo**	**101.007 · Wells Fargo Operating-8388**		**-400.77**
				2040300 · Credit Card - Wells Fargo MC	-400.77	400.77
TOTAL					-400.77	400.77
Bill Pmt -Check	**4221**	**02/07/2020**	**Advantage Golf Cars, Inc.**	**101.007 · Wells Fargo Operating-8388**		**-439.26**
Bill	274409	02/06/2020		534.037 · Security Services	-131.78	188.25
				534.037 · Security Services	-307.48	439.26
TOTAL					-439.26	627.51
Bill Pmt -Check	**4222**	**02/07/2020**	**BeefreeMedia**	**101.007 · Wells Fargo Operating-8388**		**-21.20**
Bill	49123	02/06/2020		546.085 · R&M - Signage	-21.20	21.20
TOTAL					-21.20	21.20
Bill Pmt -Check	**4223**	**02/07/2020**	**Billing, Cochran, Lyles, Mauro & Ramsey**	**101.007 · Wells Fargo Operating-8388**		**-840.00**
Bill	160299	02/06/2020		531.023 · Legal	-840.00	840.00
TOTAL					-840.00	840.00
Bill Pmt -Check	**4224**	**02/07/2020**	**BrightView Landscape Services Inc.**	**101.007 · Wells Fargo Operating-8388**		**-51,190.41**
Bill	6680618	02/06/2020		546.041 · R&M - Irrigation	-2,689.20	2,689.20
Bill	6687658	02/06/2020		534.050 · Landscape Maintenance	-4,559.00	4,559.00
Bill	6687550	02/06/2020		534.050 · Landscape Maintenance	-15,618.00	15,618.00
Bill	6678620	02/06/2020		546.071 · R&M - Plant Replacement	-5,358.00	5,358.00
Bill	6678617	02/06/2020		546.071 · R&M - Plant Replacement	-3,248.00	3,248.00
Bill	6678618	02/06/2020		546.071 · R&M - Plant Replacement	-786.00	786.00
Bill	6678126	02/06/2020		546.071 · R&M - Plant Replacement	-854.00	854.00
Bill	6678092	02/06/2020		546.071 · R&M - Plant Replacement	-12,572.21	12,572.21
Bill	6678095	02/06/2020		546.071 · R&M - Plant Replacement	-5,506.00	5,506.00
TOTAL					-51,190.41	51,190.41
Bill Pmt -Check	**4225**	**02/07/2020**	**Crown Lift Trucks**	**101.007 · Wells Fargo Operating-8388**		**-763.60**

Midtown Miami CDD
Check Detail
October 2019 through March 2020

Type	Num	Date	Name	Account	Paid Amount	Original Amount
Bill	117336996	02/06/2020		551.002 · Office Supplies	-763.60	763.60
TOTAL					-763.60	763.60
Bill Pmt -Check	**4226**	**02/07/2020**	**DDR Miami Avenue, LLC**	**101.007 · Wells Fargo Operating-8388**		**-9,143.55**
Bill	3456601	02/06/2020		543.014 · Utility - Irrigation	-9,143.55	9,143.55
TOTAL					-9,143.55	9,143.55
Bill Pmt -Check	**4227**	**02/07/2020**	**Fahrenheit Propane**	**101.007 · Wells Fargo Operating-8388**		**-112.00**
Bill	INV-031959	02/06/2020		546.001 · R&M - General	-112.00	112.00
TOTAL					-112.00	112.00
Bill Pmt -Check	**4228**	**02/07/2020**	**FedEx**	**101.007 · Wells Fargo Operating-8388**		**-6.74**
Bill	6-910-76547	02/06/2020		541.006 · Postage & Freight	-6.74	6.74
TOTAL					-6.74	6.74
Bill Pmt -Check	**4229**	**02/07/2020**	**Harbour Construction Inc.**	**101.007 · Wells Fargo Operating-8388**		**-18,600.00**
Bill	PA4HCI	02/06/2020		538.031 · Midtown Community Park	-18,600.00	18,600.00
TOTAL					-18,600.00	18,600.00
Bill Pmt -Check	**4230**	**02/07/2020**	**Interstate Cleaning Corporation**	**101.007 · Wells Fargo Operating-8388**		**-35,328.78**
Bill	9171896-IN	02/06/2020		534.026 · Janitorial Services	-9,307.05	13,295.78
				534.026 · Janitorial Services	-21,716.46	31,023.51
Bill	9171897-IN	02/06/2020		534.038 · Street Sweeping	-4,305.27	4,305.27
TOTAL					-35,328.78	48,624.56
Bill Pmt -Check	**4231**	**02/07/2020**	**Killowatts Electric & Lighting Supply**	**101.007 · Wells Fargo Operating-8388**		**-909.45**
Bill	0572332-IN	02/06/2020		546.020 · R&M - Electrical	-637.50	637.50
Bill	0572366-IN	02/06/2020		546.020 · R&M - Electrical	-271.95	271.95
TOTAL					-909.45	909.45
Bill Pmt -Check	**4232**	**02/07/2020**	**Miami Dade Water & Sewer Department**	**101.007 · Wells Fargo Operating-8388**		**-590.39**
Bill	0391376916 011720	02/06/2020		543.014 · Utility - Irrigation	-545.39	545.39
Bill	0692331941 012120	02/06/2020		543.014 · Utility - Irrigation	-45.00	45.00
TOTAL					-590.39	590.39
Bill Pmt -Check	**4233**	**02/07/2020**	**Miguel Garcia**	**101.007 · Wells Fargo Operating-8388**		**-318.50**

Midtown Miami CDD
Check Detail
October 2019 through March 2020

Type	Num	Date	Name	Account	Paid Amount	Original Amount
Bill	012420	02/06/2020		549.905 · Misc - Security	-318.50	318.50
TOTAL					-318.50	318.50
Bill Pmt -Check	**4234**	**02/07/2020**	**National Construction Rentals, Inc.**	**101.007 · Wells Fargo Operating-8388**		**-739.80**
Bill	5633456	02/06/2020		546.001 · R&M - General	-739.80	739.80
TOTAL					-739.80	739.80
Bill Pmt -Check	**4235**	**02/07/2020**	**Tariq Bayzid**	**101.007 · Wells Fargo Operating-8388**		**-30.00**
Bill	020620	02/06/2020		546.001 · R&M - General	-30.00	30.00
TOTAL					-30.00	30.00
Bill Pmt -Check	**4236**	**02/07/2020**	**World Waste Recycling**	**101.007 · Wells Fargo Operating-8388**		**-702.19**
Bill	0000068667	02/06/2020		534.126 · Waste Removal Services	-154.48	198.05
				534.126 · Waste Removal Services	-547.71	702.19
TOTAL					-702.19	900.24
Bill Pmt -Check	**4237**	**02/07/2020**	**Wrathell, Hunt & Associates, LLC**	**101.007 · Wells Fargo Operating-8388**		**-5,713.08**
Bill	2019-0884	02/06/2020		531.027 · Management	-3,812.06	4,880.50
				531.038 · Assessment Services	-286.27	366.50
				531.038 · Assessment Services	-1,250.71	1,601.25
				531.038 · Assessment Services	-324.99	416.08
				547.001 · Printing & Binding	-39.05	50.00
TOTAL					-5,713.08	7,314.33
Bill Pmt -Check	**4238**	**02/17/2020**	**AT&T**	**101.007 · Wells Fargo Operating-8388**		**-210.80**
Bill	146496235 012820	02/13/2020		541.003 · Telephone	-210.80	210.80
TOTAL					-210.80	210.80
Bill Pmt -Check	**4239**	**02/17/2020**	**FedEx**	**101.007 · Wells Fargo Operating-8388**		**-7.37**
Bill	6-916-95341	02/13/2020		541.006 · Postage & Freight	-7.37	7.37
TOTAL					-7.37	7.37
Bill Pmt -Check	**4240**	**02/17/2020**	**HMB Engineering Services P.A.**	**101.007 · Wells Fargo Operating-8388**		**-1,700.00**
Bill	INV-000305	02/13/2020		531.013 · Engineering	-1,700.00	1,700.00
TOTAL					-1,700.00	1,700.00

Midtown Miami CDD
Check Detail
October 2019 through March 2020

Type	Num	Date	Name	Account	Paid Amount	Original Amount
Bill Pmt -Check	**4241**	**02/17/2020**	**Miguel Garcia**	**101.007 · Wells Fargo Operating-8388**		**-318.50**
Bill	020520	02/13/2020		549.905 · Misc - Security	-318.50	318.50
TOTAL					-318.50	318.50
Bill Pmt -Check	**4242**	**02/17/2020**	**Nicole Parisi**	**101.007 · Wells Fargo Operating-8388**		**-26.35**
Bill	021320	02/13/2020		541.006 · Postage & Freight	-26.35	26.35
TOTAL					-26.35	26.35
Bill Pmt -Check	**4243**	**02/17/2020**	**Safeguard Business Systems**	**101.007 · Wells Fargo Operating-8388**		**-219.65**
Bill	33923477	02/13/2020		551.002 · Office Supplies	-87.20	144.60
				551.002 · Office Supplies	-132.45	219.65
TOTAL					-219.65	364.25
Bill Pmt -Check	**4244**	**02/17/2020**	**Schwebke-Shiskin & Associates, Inc.**	**101.007 · Wells Fargo Operating-8388**		**-1,872.50**
Bill	211421	02/13/2020		531.013 · Engineering	-1,872.50	1,872.50
TOTAL					-1,872.50	1,872.50
Bill Pmt -Check	**4245**	**02/17/2020**	**Venturita LLC**	**101.007 · Wells Fargo Operating-8388**		**-780.00**
Bill	2019016	02/13/2020		546.020 · R&M - Electrical	-120.00	120.00
Bill	2019015	02/13/2020		546.020 · R&M - Electrical	-120.00	120.00
Bill	2019024	02/13/2020		546.020 · R&M - Electrical	-150.00	150.00
Bill	2019021	02/13/2020		546.020 · R&M - Electrical	-90.00	90.00
Bill	2019023	02/13/2020		546.001 · R&M - General	-150.00	150.00
Bill	2019020	02/13/2020		546.020 · R&M - Electrical	-60.00	60.00
Bill	2019022	02/13/2020		546.020 · R&M - Electrical	-90.00	90.00
TOTAL					-780.00	780.00
Check	**4246**	**02/21/2020**	**Midtown Miami CDD**	**101.007 · Wells Fargo Operating-8388**		**-7,307.80**
				207.203 · Due to DS 2014B	-7,307.80	7,307.80
TOTAL					-7,307.80	7,307.80
Bill Pmt -Check	**4247**	**02/21/2020**	**Budget Ace Hardware**	**101.007 · Wells Fargo Operating-8388**		**-211.30**
Bill	619147	02/20/2020		551.002 · Office Supplies	-211.30	211.30
TOTAL					-211.30	211.30
Bill Pmt -Check	**4248**	**02/21/2020**	**City of Miami Police**	**101.007 · Wells Fargo Operating-8388**		**-630.00**

Midtown Miami CDD
Check Detail
October 2019 through March 2020

Type	Num	Date	Name	Account	Paid Amount	Original Amount
Bill	151726	02/20/2020		549.905 · Misc - Security	-157.50	157.50
Bill	154946	02/20/2020		549.905 · Misc - Security	-157.50	157.50
Bill	154945	02/20/2020		549.905 · Misc - Security	-157.50	157.50
Bill	155321	02/20/2020		549.905 · Misc - Security	-157.50	157.50
TOTAL					-630.00	630.00
Bill Pmt -Check	**4249**	**02/21/2020**	**Electrostatic Paint Solutions**	**101.007 · Wells Fargo Operating-8388**		**0.00**
TOTAL					0.00	0.00
Bill Pmt -Check	**4250**	**02/21/2020**	**FedEx**	**101.007 · Wells Fargo Operating-8388**		**-7.37**
Bill	6-923-92510	02/20/2020		541.006 · Postage & Freight	-7.37	7.37
TOTAL					-7.37	7.37
Bill Pmt -Check	**4251**	**02/21/2020**	**Miguel Garcia**	**101.007 · Wells Fargo Operating-8388**		**-318.50**
Bill	021320	02/20/2020		549.905 · Misc - Security	-318.50	318.50
TOTAL					-318.50	318.50
Bill Pmt -Check	**4252**	**02/21/2020**	**Orion Pest Control**	**101.007 · Wells Fargo Operating-8388**		**-360.00**
Bill	38582	02/20/2020		534.125 · Pest Control	-210.00	210.00
				546.001 · R&M - General	-150.00	150.00
TOTAL					-360.00	360.00
Check	**4253**	**02/28/2020**	**Wells Fargo**	**101.007 · Wells Fargo Operating-8388**		**-10.00**
				2040300 · Credit Card - Wells Fargo MC	-10.00	10.00
TOTAL					-10.00	10.00
Bill Pmt -Check	**4254**	**02/28/2020**	**BeefreeMedia**	**101.007 · Wells Fargo Operating-8388**		**-1,046.50**
Bill	49160	02/27/2020		546.012 · R&M - Buildings	-246.50	400.00
Bill	49155	02/27/2020		546.012 · R&M - Buildings	-800.00	800.00
TOTAL					-1,046.50	1,200.00
Bill Pmt -Check	**4255**	**02/28/2020**	**Bell Landscape Architecture, Inc.**	**101.007 · Wells Fargo Operating-8388**		**-4,620.00**
Bill	200118-001	02/27/2020		531.013 · Engineering	-4,620.00	4,620.00
TOTAL					-4,620.00	4,620.00

Midtown Miami CDD
Check Detail
October 2019 through March 2020

Type	Num	Date	Name	Account	Paid Amount	Original Amount
Bill Pmt -Check	**4256**	**02/28/2020**	**CW Inspectors**	**101.007 · Wells Fargo Operating-8388**		**-1,300.00**
Bill	2013	02/27/2020		546.037 · R&M - Grounds	-650.00	650.00
Bill	2014	02/27/2020		546.037 · R&M - Grounds	-650.00	650.00
TOTAL					-1,300.00	1,300.00
Bill Pmt -Check	**4257**	**02/28/2020**	**Electrostatic Paint Solutions**	**101.007 · Wells Fargo Operating-8388**		**-1,520.00**
Bill	EPS-2146	02/27/2020		546.020 · R&M - Electrical	-1,520.00	1,520.00
TOTAL					-1,520.00	1,520.00
Bill Pmt -Check	**4258**	**02/28/2020**	**FedEx**	**101.007 · Wells Fargo Operating-8388**		**-7.37**
Bill	6-931-59751	02/27/2020		541.006 · Postage & Freight	-7.37	7.37
TOTAL					-7.37	7.37
Bill Pmt -Check	**4259**	**02/28/2020**	**PME Inc.**	**101.007 · Wells Fargo Operating-8388**		**-1,350.00**
Bill	13753	02/27/2020		534.080 · Road Cleaning	-1,350.00	1,350.00
TOTAL					-1,350.00	1,350.00
Bill Pmt -Check	**4260**	**02/28/2020**	**Prolock and Safe Corporation**	**101.007 · Wells Fargo Operating-8388**		**-1,225.00**
Bill	4793	02/27/2020		549.905 · Misc - Security	-1,225.00	1,225.00
TOTAL					-1,225.00	1,225.00
Check	**4261**	**03/06/2020**	**Midtown Miami CDD**	**101.007 · Wells Fargo Operating-8388**		**-1,995.16**
				207.203 · Due to DS 2014B	-1,995.16	1,995.16
TOTAL					-1,995.16	1,995.16
Bill Pmt -Check	**4262**	**03/06/2020**	**Advantage Golf Cars, Inc.**	**101.007 · Wells Fargo Operating-8388**		**-671.96**
Bill	276949	03/05/2020		534.037 · Security Services	-69.81	99.73
				534.037 · Security Services	-162.89	232.70
Bill	276191	03/05/2020		534.037 · Security Services	-131.78	188.25
				534.037 · Security Services	-307.48	439.26
TOTAL					-671.96	959.94
Bill Pmt -Check	**4263**	**03/06/2020**	**Allied Universal**	**101.007 · Wells Fargo Operating-8388**		**-50,091.99**
Bill	9737546	03/05/2020		534.037 · Security Services	-15,027.59	21,467.99
				534.037 · Security Services	-35,064.40	50,091.99

Midtown Miami CDD
Check Detail
October 2019 through March 2020

Type	Num	Date	Name	Account	Paid Amount	Original Amount
TOTAL					-50,091.99	71,559.98
Bill Pmt -Check	**4264**	**03/06/2020**	**BeefreeMedia**	**101.007 · Wells Fargo Operating-8388**		**-1,977.92**
Bill	49261	03/05/2020		546.085 · R&M - Signage	-225.00	225.00
Bill	49009	03/05/2020		546.001 · R&M - General	-1,021.50	1,021.50
Bill	48850	03/05/2020		546.001 · R&M - General	-408.00	408.00
Bill	49226	03/05/2020		546.085 · R&M - Signage	-323.42	323.42
TOTAL					-1,977.92	1,977.92
Bill Pmt -Check	**4265**	**03/06/2020**	**Billing, Cochran, Lyles, Mauro & Ramsey**	**101.007 · Wells Fargo Operating-8388**		**-1,920.00**
Bill	160793	03/05/2020		531.023 · Legal	-1,920.00	1,920.00
TOTAL					-1,920.00	1,920.00
Bill Pmt -Check	**4266**	**03/06/2020**	**BrightView Landscape Services Inc.**	**101.007 · Wells Fargo Operating-8388**		**-20,177.00**
Bill	6727819	03/05/2020		534.050 · Landscape Maintenance	-15,618.00	15,618.00
Bill	6727924	03/05/2020		534.050 · Landscape Maintenance	-4,559.00	4,559.00
TOTAL					-20,177.00	20,177.00
Bill Pmt -Check	**4267**	**03/06/2020**	**Budget Ace Hardware**	**101.007 · Wells Fargo Operating-8388**		**-98.57**
Bill	619457	03/05/2020		551.002 · Office Supplies	-81.12	81.12
Bill	619580	03/05/2020		551.002 · Office Supplies	-17.45	17.45
TOTAL					-98.57	98.57
Bill Pmt -Check	**4268**	**03/06/2020**	**Electrostatic Paint Solutions**	**101.007 · Wells Fargo Operating-8388**		**-1,600.00**
Bill	EPS-2148	03/05/2020		546.020 · R&M - Electrical	-1,600.00	1,600.00
TOTAL					-1,600.00	1,600.00
Bill Pmt -Check	**4269**	**03/06/2020**	**FedEx**	**101.007 · Wells Fargo Operating-8388**		**-6.74**
Bill	6-938-72399	03/05/2020		541.006 · Postage & Freight	-6.74	6.74
TOTAL					-6.74	6.74
Bill Pmt -Check	**4270**	**03/06/2020**	**Miami Dade Water & Sewer Department**	**101.007 · Wells Fargo Operating-8388**		**-4,894.05**
Bill	0391376916 021420	03/05/2020		543.014 · Utility - Irrigation	-2,881.70	2,881.70
Bill	6651763579 021420	03/05/2020		543.014 · Utility - Irrigation	-47.13	47.13
Bill	4433591004 021420	03/05/2020		543.014 · Utility - Irrigation	-1,719.57	1,719.57
Bill	0692331941 021420	03/05/2020		543.014 · Utility - Irrigation	-80.63	80.63
Bill	6783382483 021420	03/05/2020		543.014 · Utility - Irrigation	-165.02	165.02

Midtown Miami CDD
Check Detail
October 2019 through March 2020

Type	Num	Date	Name	Account	Paid Amount	Original Amount
TOTAL					-4,894.05	4,894.05
Bill Pmt -Check	**4271**	**03/06/2020**	**Miguel Garcia**	**101.007 · Wells Fargo Operating-8388**		**-318.50**
Bill	021920	03/05/2020		549.905 · Misc - Security	-318.50	318.50
TOTAL					-318.50	318.50
Bill Pmt -Check	**4272**	**03/06/2020**	**PME Inc.**	**101.007 · Wells Fargo Operating-8388**		**-3,500.00**
Bill	13997	03/05/2020		549.900 · Misc - Contigency	-3,500.00	3,500.00
TOTAL					-3,500.00	3,500.00
Bill Pmt -Check	**4273**	**03/06/2020**	**South Florida Design Management, Inc.**	**101.007 · Wells Fargo Operating-8388**		**-1,950.00**
Bill	526	03/05/2020		546.037 · R&M - Grounds	-1,300.00	1,300.00
Bill	525	03/05/2020		546.037 · R&M - Grounds	-650.00	650.00
TOTAL					-1,950.00	1,950.00
Bill Pmt -Check	**4274**	**03/06/2020**	**Wrathell, Hunt & Associates, LLC**	**101.007 · Wells Fargo Operating-8388**		**-5,713.08**
Bill	2019-0985	03/05/2020		531.027 · Management	-3,812.06	4,880.50
				531.038 · Assessment Services	-286.27	366.50
				531.038 · Assessment Services	-1,250.71	1,601.25
				531.038 · Assessment Services	-324.99	416.08
				547.001 · Printing & Binding	-39.05	50.00
TOTAL					-5,713.08	7,314.33
Check	**4275**	**03/13/2020**	**Wells Fargo**	**101.007 · Wells Fargo Operating-8388**		**-335.61**
				2040300 · Credit Card - Wells Fargo MC	-335.61	335.61
TOTAL					-335.61	335.61
Bill Pmt -Check	**4276**	**03/13/2020**	**ALES GROUP**	**101.007 · Wells Fargo Operating-8388**		**-11,000.00**
Bill	25927	03/12/2020		538.031 · Midtown Community Park	-11,000.00	11,000.00
TOTAL					-11,000.00	11,000.00
Bill Pmt -Check	**4277**	**03/13/2020**	**AT&T**	**101.007 · Wells Fargo Operating-8388**		**-201.55**
Bill	146496235 022820	03/12/2020		541.003 · Telephone	-201.55	201.55
TOTAL					-201.55	201.55
Bill Pmt -Check	**4278**	**03/13/2020**	**BeefreeMedia**	**101.007 · Wells Fargo Operating-8388**		**-3,485.04**

Midtown Miami CDD
Check Detail
October 2019 through March 2020

Type	Num	Date	Name	Account	Paid Amount	Original Amount
Bill	90022	03/12/2020		546.001 · R&M - General	-440.03	440.03
Bill	410004	03/12/2020		546.085 · R&M - Signage	-338.01	338.01
Bill	410090	03/12/2020		546.001 · R&M - General	-2,707.00	2,707.00
TOTAL					-3,485.04	3,485.04
Bill Pmt -Check	**4279**	**03/13/2020**	**Budget Ace Hardware**	**101.007 · Wells Fargo Operating-8388**		**-463.69**
Bill	619826	03/12/2020		551.002 · Office Supplies	-205.74	205.74
Bill	619670	03/12/2020		551.002 · Office Supplies	-257.95	257.95
TOTAL					-463.69	463.69
Bill Pmt -Check	**4280**	**03/13/2020**	**FedEx**	**101.007 · Wells Fargo Operating-8388**		**-7.37**
Bill	6-945-89017	03/12/2020		541.006 · Postage & Freight	-7.37	7.37
TOTAL					-7.37	7.37
Bill Pmt -Check	**4281**	**03/13/2020**	**Interstate Cleaning Corporation**	**101.007 · Wells Fargo Operating-8388**		**-35,328.77**
Bill	9172203-IN	03/12/2020		534.038 · Street Sweeping	-4,305.27	4,305.27
Bill	9172202-IN	03/12/2020		534.026 · Janitorial Services	-9,307.05	13,295.79
				534.026 · Janitorial Services	-21,716.45	31,023.50
TOTAL					-35,328.77	48,624.56
Bill Pmt -Check	**4282**	**03/13/2020**	**MG Tech Inc.**	**101.007 · Wells Fargo Operating-8388**		**-357.00**
Bill	3402	03/12/2020		534.081 · Contracts - Air Conditioning	-107.10	153.00
				534.081 · Contracts - Air Conditioning	-249.90	357.00
TOTAL					-357.00	510.00
Bill Pmt -Check	**4283**	**03/13/2020**	**Miguel Garcia**	**101.007 · Wells Fargo Operating-8388**		**0.00**
TOTAL					0.00	0.00
Bill Pmt -Check	**4284**	**03/13/2020**	**National Construction Rentals, Inc.**	**101.007 · Wells Fargo Operating-8388**		**-739.80**
Bill	5661259	03/12/2020		546.001 · R&M - General	-739.80	739.80
TOTAL					-739.80	739.80
Bill Pmt -Check	**4285**	**03/13/2020**	**Nicole Parisi**	**101.007 · Wells Fargo Operating-8388**		**-26.35**
Bill	031220	03/12/2020		541.006 · Postage & Freight	-26.35	26.35
TOTAL					-26.35	26.35

Midtown Miami CDD
Check Detail
October 2019 through March 2020

Type	Num	Date	Name	Account	Paid Amount	Original Amount
Bill Pmt -Check	**4286**	**03/13/2020**	**UltraPLAY**	**101.007 · Wells Fargo Operating-8388**		**-1,319.61**
Bill	INV-00031374 1	09/05/2019		538.031 · Midtown Community Park	-1,319.61	19,295.61
TOTAL					-1,319.61	19,295.61
Bill Pmt -Check	**4287**	**03/13/2020**	**Venturita LLC**	**101.007 · Wells Fargo Operating-8388**		**-323.52**
Bill	2019025	03/12/2020		546.020 · R&M - Electrical	-180.00	180.00
Bill	2019026	03/12/2020		546.001 · R&M - General	-143.52	143.52
TOTAL					-323.52	323.52
Bill Pmt -Check	**4288**	**03/13/2020**	**World Waste Recycling**	**101.007 · Wells Fargo Operating-8388**		**-702.19**
Bill	0000073929	03/12/2020		534.126 · Waste Removal Services	-154.48	198.05
				534.126 · Waste Removal Services	-547.71	702.19
TOTAL					-702.19	900.24
Check	**4289**	**03/20/2020**	**Wells Fargo**	**101.007 · Wells Fargo Operating-8388**		**-907.82**
				2040300 · Credit Card - Wells Fargo MC	-907.82	907.82
TOTAL					-907.82	907.82
Bill Pmt -Check	**4290**	**03/20/2020**	**FedEx**	**101.007 · Wells Fargo Operating-8388**		**-14.27**
Bill	6-952-28229	03/19/2020		541.006 · Postage & Freight	-14.27	14.27
TOTAL					-14.27	14.27
Bill Pmt -Check	**4291**	**03/20/2020**	**Grainger**	**101.007 · Wells Fargo Operating-8388**		**-68.80**
Bill	9458131415	03/19/2020		551.002 · Office Supplies	-68.80	68.80
TOTAL					-68.80	68.80
Bill Pmt -Check	**4292**	**03/20/2020**	**Hector Herrera**	**101.007 · Wells Fargo Operating-8388**		**-318.50**
Bill	030420	03/19/2020		549.905 · Misc - Security	-318.50	318.50
TOTAL					-318.50	318.50
Bill Pmt -Check	**4293**	**03/20/2020**	**HP Consultants Inc.**	**101.007 · Wells Fargo Operating-8388**		**-3,600.00**
Bill	MMPciv-1	03/19/2020		538.031 · Midtown Community Park	-3,600.00	3,600.00
TOTAL					-3,600.00	3,600.00

Midtown Miami CDD
Check Detail
October 2019 through March 2020

Type	Num	Date	Name	Account	Paid Amount	Original Amount
Bill Pmt -Check	**4294**	**03/20/2020**	**Interstate Cleaning Corporation**	**101.007 · Wells Fargo Operating-8388**		**-1,120.20**
Bill	9172074-IN	03/19/2020		546.001 · R&M - General	-1,120.20	1,120.20
TOTAL					-1,120.20	1,120.20
Bill Pmt -Check	**4295**	**03/20/2020**	**Orion Pest Control**	**101.007 · Wells Fargo Operating-8388**		**-360.00**
Bill	38653	03/19/2020		534.125 · Pest Control	-210.00	210.00
				546.001 · R&M - General	-150.00	150.00
TOTAL					-360.00	360.00
Bill Pmt -Check	**4296**	**03/20/2020**	**PME Inc.**	**101.007 · Wells Fargo Operating-8388**		**-1,350.00**
Bill	13959	03/19/2020		534.080 · Road Cleaning	-1,350.00	1,350.00
TOTAL					-1,350.00	1,350.00
Bill Pmt -Check	**4297**	**03/27/2020**	**A&A Iron Work Design LLC**	**101.007 · Wells Fargo Operating-8388**		**-1,820.00**
Bill	018	03/26/2020		546.001 · R&M - General	-1,820.00	1,820.00
TOTAL					-1,820.00	1,820.00
Bill Pmt -Check	**4298**	**03/27/2020**	**BeefreeMedia**	**101.007 · Wells Fargo Operating-8388**		**-2,455.01**
Bill	410092	03/26/2020		546.001 · R&M - General	-1,093.01	1,093.01
Bill	410091	03/26/2020		546.001 · R&M - General	-1,362.00	1,362.00
TOTAL					-2,455.01	2,455.01
Bill Pmt -Check	**4299**	**03/27/2020**	**Bell Landscape Architecture, Inc.**	**101.007 · Wells Fargo Operating-8388**		**-2,700.00**
Bill	200315-001_CA	03/26/2020		531.014 · Consulting Services	-2,700.00	2,700.00
TOTAL					-2,700.00	2,700.00
Bill Pmt -Check	**4300**	**03/27/2020**	**Billing, Cochran, Lyles, Mauro & Ramsey**	**101.007 · Wells Fargo Operating-8388**		**-1,470.00**
Bill	161148	03/26/2020		531.023 · Legal	-1,470.00	1,470.00
TOTAL					-1,470.00	1,470.00
Bill Pmt -Check	**4301**	**03/27/2020**	**Budget Ace Hardware**	**101.007 · Wells Fargo Operating-8388**		**-180.32**
Bill	620374	03/26/2020		551.002 · Office Supplies	-20.59	20.59
Bill	620349	03/26/2020		551.002 · Office Supplies	-159.73	159.73
TOTAL					-180.32	180.32

Midtown Miami CDD
Check Detail
October 2019 through March 2020

Type	Num	Date	Name	Account	Paid Amount	Original Amount
Bill Pmt -Check	**4302**	**03/27/2020**	**FedEx**	**101.007 · Wells Fargo Operating-8388**		**-7.37**
Bill	6-959-65617	03/26/2020		541.006 · Postage & Freight	-7.37	7.37
TOTAL					-7.37	7.37
Bill Pmt -Check	**4303**	**03/27/2020**	**Hector Herrera**	**101.007 · Wells Fargo Operating-8388**		**-318.50**
Bill	030920	03/26/2020		549.905 · Misc - Security	-318.50	318.50
TOTAL					-318.50	318.50
Bill Pmt -Check	**4304**	**03/27/2020**	**HP Consultants Inc.**	**101.007 · Wells Fargo Operating-8388**		**-2,880.00**
Bill	MMPciv-2	03/26/2020		538.031 · Midtown Community Park	-2,880.00	2,880.00
TOTAL					-2,880.00	2,880.00
Bill Pmt -Check	**4305**	**03/27/2020**	**MG Tech Inc.**	**101.007 · Wells Fargo Operating-8388**		**-1,480.00**
Bill	4010	03/26/2020		546.004 · R&M - Air Conditioning	-1,480.00	1,480.00
TOTAL					-1,480.00	1,480.00
Bill Pmt -Check	**4306**	**03/27/2020**	**Miami Dade Water & Sewer Department**	**101.007 · Wells Fargo Operating-8388**		**-587.07**
Bill	0391376916 031820	03/26/2020		543.014 · Utility - Irrigation	-587.07	587.07
TOTAL					-587.07	587.07
Bill Pmt -Check	**6040**	**10/04/2019**	**AT&T 2**	**101.002 · Wells Fargo - Garage Account**		**-644.78**
Bill	7117200507 091919	09/30/2019		541.003 · Telephone	-644.78	644.78
TOTAL					-644.78	644.78
Bill Pmt -Check	**6041**	**10/04/2019**	**BeefreeMedia**	**101.002 · Wells Fargo - Garage Account**		**-15,961.48**
Bill	48663	09/30/2019		546.012 · R&M - Buildings	-265.00	265.00
Bill	48657	09/30/2019		546.085 · R&M - Signage	-23.32	23.32
Bill	48632	09/30/2019		538.005 · Elevators (graphics, floor, ce)	-10,947.16	10,947.16
Bill	48624	09/30/2019		546.001 · R&M - General	-4,726.00	4,726.00
TOTAL					-15,961.48	15,961.48
Bill Pmt -Check	**6042**	**10/04/2019**	**DDR Miami Avenue, LLC**	**101.002 · Wells Fargo - Garage Account**		**-1,007.00**
Bill	3389267	09/30/2019		546.001 · R&M - General	-503.50	503.50
Bill	3389228	09/30/2019		546.001 · R&M - General	-503.50	503.50

Midtown Miami CDD
Check Detail
October 2019 through March 2020

Type	Num	Date	Name	Account	Paid Amount	Original Amount
TOTAL					-1,007.00	1,007.00
Bill Pmt -Check	**6043**	**10/04/2019**	**Interstate Cleaning Corporation**	**101.002 · Wells Fargo - Garage Account**		**-20,632.87**
Bill	9170381-IN	09/30/2019		534.026 · Janitorial Services	-2,554.42	8,514.72
				534.026 · Janitorial Services	-5,960.30	19,867.68
Bill	9170383-IN	09/30/2019		534.026 · Janitorial Services	-12,118.15	12,118.15
TOTAL					-20,632.87	40,500.55
Bill Pmt -Check	**6044**	**10/04/2019**	**Kone Inc.**	**101.002 · Wells Fargo - Garage Account**		**-2,149.85**
Bill	1157866547	09/30/2019		534.072 · Contracts - Elevator	-149.85	149.85
Bill	MAN09272019	09/30/2019		546.086 · R&M - Elevators	-2,000.00	2,000.00
TOTAL					-2,149.85	2,149.85
Bill Pmt -Check	**6045**	**10/04/2019**	**Omar Electrical Contractor Corp.**	**101.002 · Wells Fargo - Garage Account**		**-1,995.00**
Bill	9242019-2	09/30/2019		546.020 · R&M - Electrical	-1,995.00	1,995.00
TOTAL					-1,995.00	1,995.00
Bill Pmt -Check	**6046**	**10/04/2019**	**Vasile Elevator, Inc.**	**101.002 · Wells Fargo - Garage Account**		**-5,730.00**
Bill	8722	09/30/2019		534.072 · Contracts - Elevator	-2,085.00	2,085.00
Bill	8720	09/30/2019		534.072 · Contracts - Elevator	-2,450.00	2,450.00
Bill	8721	09/30/2019		534.072 · Contracts - Elevator	-1,195.00	1,195.00
TOTAL					-5,730.00	5,730.00
Bill Pmt -Check	**6047**	**10/04/2019**	**Egis Insurance & Risk Advisors**	**101.002 · Wells Fargo - Garage Account**		**-1,775.32**
Bill	9668	10/03/2019		545.004 · Insurance - Worker's Comp	-1,065.19	2,662.99
				545.004 · Insurance - Worker's Comp	-710.13	1,775.32
TOTAL					-1,775.32	4,438.31
Check	**6048**	**10/10/2019**	**City of Miami -**	**101.002 · Wells Fargo - Garage Account**		**-8,364.08**
				204.001 · City Tax Payable	-8,364.08	8,364.08
TOTAL					-8,364.08	8,364.08
Check	**6049**	**10/10/2019**	**City of Miami -**	**101.002 · Wells Fargo - Garage Account**		**-33,828.05**
				204.001 · City Tax Payable	-33,828.05	33,828.05
TOTAL					-33,828.05	33,828.05

Midtown Miami CDD
Check Detail
October 2019 through March 2020

Type	Num	Date	Name	Account	Paid Amount	Original Amount
Bill Pmt -Check	**6050**	**10/11/2019**	**1000Bulbs.com**	**101.002 · Wells Fargo - Garage Account**		**-3,481.62**
Bill	W01824385	09/30/2019		546.020 · R&M - Electrical	-2,763.14	2,763.14
Bill	W01825104	09/30/2019		546.020 · R&M - Electrical	-718.48	718.48
TOTAL					-3,481.62	3,481.62
Bill Pmt -Check	**6051**	**10/11/2019**	**Venturita LLC**	**101.002 · Wells Fargo - Garage Account**		**-30.00**
Bill	2019002	10/10/2019		546.001 · R&M - General	-30.00	30.00
TOTAL					-30.00	30.00
Bill Pmt -Check	**6052**	**10/11/2019**	**Egis Insurance & Risk Advisors**	**101.002 · Wells Fargo - Garage Account**		**-295,354.20**
Bill	9667	10/10/2019		545.001 · Insurance - Property	-226,587.57	263,381.00
				545.002 · Insurance - General Liability	-41,259.98	47,959.80
				545.002 · Insurance - General Liability	-27,506.65	31,973.20
TOTAL					-295,354.20	343,314.00
Bill Pmt -Check	**6053**	**10/11/2019**	**Killowatts Electric & Lighting Supply**	**101.002 · Wells Fargo - Garage Account**		**-1,101.00**
Bill	0559806-IN	09/30/2019		546.020 · R&M - Electrical	-149.50	149.50
Bill	0559805-IN	09/30/2019		546.020 · R&M - Electrical	-732.00	732.00
Bill	0559807-IN	09/30/2019		546.020 · R&M - Electrical	-219.50	219.50
TOTAL					-1,101.00	1,101.00
Bill Pmt -Check	**6054**	**10/11/2019**	**Kone Inc.**	**101.002 · Wells Fargo - Garage Account**		**-12,836.00**
Bill	1157869375	09/30/2019		534.072 · Contracts - Elevator	-8,886.00	8,886.00
Bill	959372580	10/10/2019		534.072 · Contracts - Elevator	-3,950.00	3,950.00
TOTAL					-12,836.00	12,836.00
Bill Pmt -Check	**6055**	**10/11/2019**	**LPS of America, Inc.**	**101.002 · Wells Fargo - Garage Account**		**-97,177.90**
Bill	109767	08/31/2019		534.030 · Contracts - Parking	-37,177.90	37,177.90
Bill	109248	10/10/2019		534.030 · Contracts - Parking	-60,000.00	60,000.00
TOTAL					-97,177.90	97,177.90
Bill Pmt -Check	**6056**	**10/11/2019**	**Staples Credit Plan**	**101.002 · Wells Fargo - Garage Account**		**-179.01**
Bill	9804020945	10/10/2019		551.002 · Office Supplies	-179.01	179.01
TOTAL					-179.01	179.01
Bill Pmt -Check	**6057**	**10/11/2019**	**Tariq Bayzid**	**101.002 · Wells Fargo - Garage Account**		**-90.00**

Midtown Miami CDD
Check Detail
October 2019 through March 2020

Type	Num	Date	Name	Account	Paid Amount	Original Amount
Bill	093019-1	09/30/2019		546.001 · R&M - General	-40.00	40.00
Bill	101019	10/10/2019		546.001 · R&M - General	-50.00	50.00
TOTAL					-90.00	90.00
Bill Pmt -Check	**6058**	**10/11/2019**	**World Waste Recycling**	**101.002 · Wells Fargo - Garage Account**		**-198.05**
Bill	0000051848	10/10/2019		534.126 · Waste Removal Services	-43.57	198.05
				534.126 · Waste Removal Services	-154.48	702.19
TOTAL					-198.05	900.24
Bill Pmt -Check	**6059**	**10/11/2019**	**Wrathell, Hunt & Associates, LLC**	**101.002 · Wells Fargo - Garage Account**		**-1,601.25**
Bill	2019-0540	10/10/2019		531.027 · Management	-1,068.44	4,880.50
				531.038 · Assessment Services	-350.54	1,601.25
				531.038 · Assessment Services	-91.09	416.08
				531.038 · Assessment Services	-80.23	366.50
				547.001 · Printing & Binding	-10.95	50.00
TOTAL					-1,601.25	7,314.33
Check	**6060**	**10/11/2019**	**Wells Fargo**	**101.002 · Wells Fargo - Garage Account**		**-327.41**
				2040300 · Credit Card - Wells Fargo MC	-327.41	327.41
TOTAL					-327.41	327.41
Bill Pmt -Check	**6061**	**10/18/2019**	**Interstate Cleaning Corporation**	**101.002 · Wells Fargo - Garage Account**		**-33,841.33**
Bill	9170640-IN	10/17/2019		534.026 · Janitorial Services	-20,934.49	20,934.49
Bill	9170638-IN	10/17/2019		534.026 · Janitorial Services	-3,872.05	12,906.84
				534.026 · Janitorial Services	-9,034.79	30,115.96
TOTAL					-33,841.33	63,957.29
Bill Pmt -Check	**6062**	**10/18/2019**	**Paradyme**	**101.002 · Wells Fargo - Garage Account**		**-233.75**
Bill	21037	10/17/2019		546.022 · R&M - Equipment	-233.75	233.75
TOTAL					-233.75	233.75
Bill Pmt -Check	**6063**	**10/18/2019**	**South Florida Design Management, Inc.**	**101.002 · Wells Fargo - Garage Account**		**-10,800.00**
Bill	484	10/17/2019		546.012 · R&M - Buildings	-5,400.00	5,400.00
Bill	489	10/17/2019		546.012 · R&M - Buildings	-5,400.00	5,400.00
TOTAL					-10,800.00	10,800.00
Bill Pmt -Check	**6064**	**10/25/2019**	**AAA Miami Locksmith**	**101.002 · Wells Fargo - Garage Account**		**-99.00**

Midtown Miami CDD
Check Detail
October 2019 through March 2020

Type	Num	Date	Name	Account	Paid Amount	Original Amount
Bill	71503	10/24/2019		546.001 · R&M - General	-99.00	99.00
TOTAL					-99.00	99.00
Bill Pmt -Check	**6065**	**10/25/2019**	**Advantage Golf Cars, Inc.**	**101.002 · Wells Fargo - Garage Account**		**-188.25**
Bill	269826	10/24/2019		534.037 · Security Services	-56.47	188.25
				534.037 · Security Services	-131.78	439.26
TOTAL					-188.25	627.51
Bill Pmt -Check	**6066**	**10/25/2019**	**Air Esscentials, Inc.**	**101.002 · Wells Fargo - Garage Account**		**-100.00**
Bill	100919	10/24/2019		546.022 · R&M - Equipment	-100.00	100.00
TOTAL					-100.00	100.00
Bill Pmt -Check	**6067**	**10/25/2019**	**Allied Universal**	**101.002 · Wells Fargo - Garage Account**		**-20,444.77**
Bill	9322890	09/30/2019		534.037 · Security Services	-6,133.43	20,444.77
				534.037 · Security Services	-14,311.34	47,704.46
TOTAL					-20,444.77	68,149.23
Bill Pmt -Check	**6068**	**10/25/2019**	**BeefreeMedia**	**101.002 · Wells Fargo - Garage Account**		**-7,347.06**
Bill	48834	09/30/2019		549.916 · Sign, Direct, Banner, Beauty	-4,682.00	4,682.00
Bill	48720	09/30/2019		546.086 · R&M - Elevators	-2,665.06	2,665.06
TOTAL					-7,347.06	7,347.06
Bill Pmt -Check	**6069**	**10/25/2019**	**Eveling J. Rosales Gonzales**	**101.002 · Wells Fargo - Garage Account**		**-195.00**
Bill	17040	10/24/2019		546.001 · R&M - General	-195.00	195.00
TOTAL					-195.00	195.00
Bill Pmt -Check	**6070**	**10/25/2019**	**LPS of America, Inc.**	**101.002 · Wells Fargo - Garage Account**		**-35,823.11**
Bill	110050	09/30/2019		534.030 · Contracts - Parking	-35,823.11	35,823.11
TOTAL					-35,823.11	35,823.11
Bill Pmt -Check	**6071**	**10/25/2019**	**ReadyRefresh**	**101.002 · Wells Fargo - Garage Account**		**-315.26**
Bill	19D0007812977	09/30/2019		549.900 · Misc - Contigency	-174.61	174.61
Bill	19E0007812977	09/30/2019		549.900 · Misc - Contigency	-7.99	7.99
Bill	19F0007812977	09/30/2019		549.900 · Misc - Contigency	-82.68	82.68
Bill	19G0007812977	09/30/2019		549.900 · Misc - Contigency	-21.99	21.99
Bill	19H0007812977	09/30/2019		549.900 · Misc - Contigency	-27.99	27.99

Midtown Miami CDD
Check Detail
October 2019 through March 2020

Type	Num	Date	Name	Account	Paid Amount	Original Amount
TOTAL					-315.26	315.26
Bill Pmt -Check	**6072**	**10/25/2019**	**South Florida Design Management, Inc.**	**101.002 · Wells Fargo - Garage Account**		**-10,050.00**
Bill	485	10/24/2019		546.012 · R&M - Buildings	-5,850.00	5,850.00
Bill	488	10/24/2019		546.012 · R&M - Buildings	-4,200.00	4,200.00
TOTAL					-10,050.00	10,050.00
Bill Pmt -Check	**6073**	**11/04/2019**	**AT&T 2**	**101.002 · Wells Fargo - Garage Account**		**-644.29**
Bill	5078270502 101919	10/31/2019		541.003 · Telephone	-644.29	644.29
TOTAL					-644.29	644.29
Bill Pmt -Check	**6074**	**11/04/2019**	**MG Tech Inc.**	**101.002 · Wells Fargo - Garage Account**		**-48.00**
Bill	3442	10/31/2019		534.081 · Contracts - Air Conditioning	-14.40	48.00
				534.081 · Contracts - Air Conditioning	-33.60	112.00
TOTAL					-48.00	160.00
Bill Pmt -Check	**6075**	**11/04/2019**	**Tariq Bayzid**	**101.002 · Wells Fargo - Garage Account**		**-60.00**
Bill	103119	10/31/2019		546.001 · R&M - General	-60.00	60.00
TOTAL					-60.00	60.00
Check	**6076**	**11/12/2019**	**City of Miami -**	**101.002 · Wells Fargo - Garage Account**		**-8,793.92**
				204.001 · City Tax Payable	-8,793.92	8,793.92
TOTAL					-8,793.92	8,793.92
Check	**6077**	**11/12/2019**	**City of Miami -**	**101.002 · Wells Fargo - Garage Account**		**-36,888.21**
				204.001 · City Tax Payable	-36,888.21	36,888.21
TOTAL					-36,888.21	36,888.21
Check	**6078**	**11/08/2019**	**Wells Fargo**	**101.002 · Wells Fargo - Garage Account**		**-131.86**
				2040300 · Credit Card - Wells Fargo MC	-131.86	131.86
TOTAL					-131.86	131.86
Bill Pmt -Check	**6079**	**11/08/2019**	**AAA Miami Locksmith**	**101.002 · Wells Fargo - Garage Account**		**-283.00**
Bill	71559	11/07/2019		546.001 · R&M - General	-175.00	175.00
Bill	71370	11/07/2019		546.001 · R&M - General	-108.00	108.00

Midtown Miami CDD
Check Detail
October 2019 through March 2020

Type	Num	Date	Name	Account	Paid Amount	Original Amount
TOTAL					-283.00	283.00
Bill Pmt -Check	**6080**	**11/08/2019**	**BeefreeMedia**	**101.002 · Wells Fargo - Garage Account**		**-145.50**
Bill	48866	11/07/2019		546.085 · R&M - Signage	-145.50	145.50
TOTAL					-145.50	145.50
Bill Pmt -Check	**6081**	**11/08/2019**	**Interstate Cleaning Corporation**	**101.002 · Wells Fargo - Garage Account**		**-33,841.33**
Bill	9170877-IN	11/07/2019		534.026 · Janitorial Services	-20,934.49	20,934.49
Bill	9170875-IN	11/07/2019		534.026 · Janitorial Services	-3,872.05	12,906.84
				534.026 · Janitorial Services	-9,034.79	30,115.96
TOTAL					-33,841.33	63,957.29
Bill Pmt -Check	**6082**	**11/08/2019**	**World Waste Recycling**	**101.002 · Wells Fargo - Garage Account**		**-214.77**
Bill	000055259	11/07/2019		534.126 · Waste Removal Services	-47.25	214.77
				534.126 · Waste Removal Services	-167.52	761.47
TOTAL					-214.77	976.24
Bill Pmt -Check	**6083**	**11/08/2019**	**Wrathell, Hunt & Associates, LLC**	**101.002 · Wells Fargo - Garage Account**		**-1,601.25**
Bill	2019-0624	11/07/2019		531.027 · Management	-1,068.44	4,880.50
				531.038 · Assessment Services	-350.54	1,601.25
				531.038 · Assessment Services	-91.09	416.08
				531.038 · Assessment Services	-80.23	366.50
				547.001 · Printing & Binding	-10.95	50.00
TOTAL					-1,601.25	7,314.33
Check	**6084**	**11/15/2019**	**Wells Fargo**	**101.002 · Wells Fargo - Garage Account**		**-29.99**
				2040300 · Credit Card - Wells Fargo MC	-29.99	29.99
TOTAL					-29.99	29.99
Bill Pmt -Check	**6085**	**11/15/2019**	**Killowatts Electric & Lighting Supply**	**101.002 · Wells Fargo - Garage Account**		**-107.60**
Bill	0563967-IN	11/14/2019		546.020 · R&M - Electrical	-107.60	107.60
TOTAL					-107.60	107.60
Bill Pmt -Check	**6086**	**11/15/2019**	**Kone Inc.**	**101.002 · Wells Fargo - Garage Account**		**-2,000.00**
Bill	921265727	11/14/2019		534.072 · Contracts - Elevator	-2,000.00	2,000.00
TOTAL					-2,000.00	2,000.00

Midtown Miami CDD
Check Detail
October 2019 through March 2020

Type	Num	Date	Name	Account	Paid Amount	Original Amount
Bill Pmt -Check	**6087**	**11/15/2019**	**Omar Electrical Contractor Corp.**	**101.002 · Wells Fargo - Garage Account**		**-2,200.00**
Bill	11042019	11/14/2019		546.020 · R&M - Electrical	-2,200.00	2,200.00
TOTAL					-2,200.00	2,200.00
Bill Pmt -Check	**6088**	**11/15/2019**	**South Florida Design Management, Inc.**	**101.002 · Wells Fargo - Garage Account**		**-5,500.00**
Bill	503	11/14/2019		546.012 · R&M - Buildings	-3,000.00	3,000.00
Bill	499	11/14/2019		546.012 · R&M - Buildings	-1,850.00	1,850.00
Bill	502	11/14/2019		546.001 · R&M - General	-650.00	650.00
TOTAL					-5,500.00	5,500.00
Bill Pmt -Check	**6089**	**11/15/2019**	**Tariq Bayzid**	**101.002 · Wells Fargo - Garage Account**		**-105.00**
Bill	111419	11/14/2019		546.001 · R&M - General	-105.00	105.00
TOTAL					-105.00	105.00
Bill Pmt -Check	**6090**	**11/15/2019**	**The Sherwin Williams Co.**	**101.002 · Wells Fargo - Garage Account**		**-76.42**
Bill	6813-5	11/14/2019		546.001 · R&M - General	-76.42	76.42
TOTAL					-76.42	76.42
Bill Pmt -Check	**6091**	**12/04/2019**	**Air Esscentials, Inc.**	**101.002 · Wells Fargo - Garage Account**		**-100.00**
Bill	102521	11/21/2019		546.001 · R&M - General	-100.00	100.00
TOTAL					-100.00	100.00
Bill Pmt -Check	**6092**	**12/04/2019**	**Allied Universal**	**101.002 · Wells Fargo - Garage Account**		**-21,386.09**
Bill	9416060	11/21/2019		534.037 · Security Services	-6,415.83	21,386.09
				534.037 · Security Services	-14,970.26	49,900.87
TOTAL					-21,386.09	71,286.96
Bill Pmt -Check	**6093**	**12/04/2019**	**BeefreeMedia**	**101.002 · Wells Fargo - Garage Account**		**-3,540.76**
Bill	48902	11/21/2019		546.012 · R&M - Buildings	-3,540.76	4,497.16
TOTAL					-3,540.76	4,497.16
Bill Pmt -Check	**6094**	**12/04/2019**	**Killowatts Electric & Lighting Supply**	**101.002 · Wells Fargo - Garage Account**		**-639.50**
Bill	0564842-IN	11/21/2019		546.020 · R&M - Electrical	-639.50	639.50
TOTAL					-639.50	639.50

Midtown Miami CDD
Check Detail
October 2019 through March 2020

Type	Num	Date	Name	Account	Paid Amount	Original Amount
Bill Pmt -Check	**6095**	**12/04/2019**	**Kone Inc.**	**101.002 · Wells Fargo - Garage Account**		**-3,950.00**
Bill	959398253	11/21/2019		534.072 · Contracts - Elevator	-3,950.00	3,950.00
TOTAL					-3,950.00	3,950.00
Bill Pmt -Check	**6096**	**12/04/2019**	**LPS of America, Inc.**	**101.002 · Wells Fargo - Garage Account**		**0.00**
TOTAL					0.00	0.00
Bill Pmt -Check	**6097**	**12/04/2019**	**LPS of America, Inc.**	**101.002 · Wells Fargo - Garage Account**		**-45,694.86**
Bill	110957	10/31/2019		534.030 · Contracts - Parking	-45,694.86	45,694.86
TOTAL					-45,694.86	45,694.86
Bill Pmt -Check	**6098**	**12/04/2019**	**Allied Universal**	**101.002 · Wells Fargo - Garage Account**		**-49,900.87**
Bill	9416060	11/21/2019		534.037 · Security Services	-14,970.26	21,386.09
				534.037 · Security Services	-34,930.61	49,900.87
TOTAL					-49,900.87	71,286.96
Bill Pmt -Check	**6099**	**12/04/2019**	**BrightView Landscape Services Inc.**	**101.002 · Wells Fargo - Garage Account**		**-1,800.00**
Bill	6584335	11/21/2019		546.071 · R&M - Plant Replacement	-1,800.00	1,800.00
TOTAL					-1,800.00	1,800.00
Bill Pmt -Check	**6100**	**12/04/2019**	**Budget Ace Hardware**	**101.002 · Wells Fargo - Garage Account**		**-92.05**
Bill	616026	11/21/2019		551.002 · Office Supplies	-92.05	92.05
TOTAL					-92.05	92.05
Bill Pmt -Check	**6101**	**12/04/2019**	**City of Miami Police**	**101.002 · Wells Fargo - Garage Account**		**-157.50**
Bill	148105	09/30/2019		549.905 · Misc - Security	-157.50	157.50
TOTAL					-157.50	157.50
Bill Pmt -Check	**6102**	**12/04/2019**	**DDR Miami Avenue, LLC**	**101.002 · Wells Fargo - Garage Account**		**-706.30**
Bill	3423575	09/30/2019		543.014 · Utility - Irrigation	-706.30	706.30
TOTAL					-706.30	706.30
Bill Pmt -Check	**6103**	**12/04/2019**	**Lightbulb and Ballast Supply**	**101.002 · Wells Fargo - Garage Account**		**-238.80**

Midtown Miami CDD
Check Detail
October 2019 through March 2020

Type	Num	Date	Name	Account	Paid Amount	Original Amount
Bill	191345	11/21/2019		546.020 · R&M - Electrical	-238.80	238.80
TOTAL					-238.80	238.80
Bill Pmt -Check	**6104**	**12/04/2019**	**National Construction Rentals, Inc.**	**101.002 · Wells Fargo - Garage Account**		**-739.80**
Bill	5549274	11/21/2019		546.001 · R&M - General	-739.80	739.80
TOTAL					-739.80	739.80
Bill Pmt -Check	**6105**	**12/04/2019**	**South Florida Design Management, Inc.**	**101.002 · Wells Fargo - Garage Account**		**-20,714.00**
Bill	509	11/21/2019		544.001 · Rentals - General	-2,000.00	2,000.00
Bill	501	11/21/2019		546.037 · R&M - Grounds	-300.00	300.00
Bill	498	11/21/2019		546.037 · R&M - Grounds	-900.00	900.00
Bill	497	11/21/2019		546.037 · R&M - Grounds	-1,050.00	1,050.00
Bill	510	11/21/2019		546.037 · R&M - Grounds	-2,314.00	2,314.00
Bill	508	11/21/2019		546.012 · R&M - Buildings	-6,400.00	6,400.00
Bill	504	11/21/2019		546.012 · R&M - Buildings	-3,900.00	3,900.00
Bill	505	11/21/2019		546.012 · R&M - Buildings	-3,850.00	3,850.00
TOTAL					-20,714.00	20,714.00
Bill Pmt -Check	**6106**	**12/04/2019**	**Tariq Bayzid**	**101.002 · Wells Fargo - Garage Account**		**-60.00**
Bill	112119	11/21/2019		546.001 · R&M - General	-60.00	60.00
TOTAL					-60.00	60.00
Bill Pmt -Check	**6107**	**12/09/2019**	**AAA Miami Locksmith**	**101.002 · Wells Fargo - Garage Account**		**-549.00**
Bill	72032	12/05/2019		546.001 · R&M - General	-74.00	74.00
Bill	71592	12/05/2019		546.001 · R&M - General	-475.00	475.00
TOTAL					-549.00	549.00
Bill Pmt -Check	**6108**	**12/09/2019**	**Advantage Golf Cars, Inc.**	**101.002 · Wells Fargo - Garage Account**		**-188.25**
Bill	271453	12/05/2019		534.037 · Security Services	-56.47	188.25
				534.037 · Security Services	-131.78	439.26
TOTAL					-188.25	627.51
Bill Pmt -Check	**6109**	**12/09/2019**	**AT&T 2**	**101.002 · Wells Fargo - Garage Account**		**-644.03**
Bill	7700671503	12/05/2019		541.003 · Telephone	-644.03	644.03
TOTAL					-644.03	644.03
Bill Pmt -Check	**6110**	**12/09/2019**	**Eveling J. Rosales Gonzales**	**101.002 · Wells Fargo - Garage Account**		**-195.00**

Midtown Miami CDD
Check Detail
October 2019 through March 2020

Type	Num	Date	Name	Account	Paid Amount	Original Amount
Bill	17041	12/05/2019		546.001 · R&M - General	-195.00	195.00
TOTAL					-195.00	195.00
Bill Pmt -Check	**6111**	**12/09/2019**	**Interstate Cleaning Corporation**	**101.002 · Wells Fargo - Garage Account**		**-33,841.33**
Bill	9171226-IN	12/05/2019		534.026 · Janitorial Services	-3,872.05	12,906.84
				534.026 · Janitorial Services	-9,034.79	30,115.96
Bill	9171228-IN	12/05/2019		534.026 · Janitorial Services	-20,934.49	20,934.49
TOTAL					-33,841.33	63,957.29
Bill Pmt -Check	**6112**	**12/09/2019**	**LPS of America, Inc.**	**101.002 · Wells Fargo - Garage Account**		**-120,000.00**
Bill	110081	11/30/2019		534.030 · Contracts - Parking	-60,000.00	60,000.00
Bill	110908	12/05/2019		534.030 · Contracts - Parking	-60,000.00	60,000.00
TOTAL					-120,000.00	120,000.00
Bill Pmt -Check	**6113**	**12/09/2019**	**Paradyme**	**101.002 · Wells Fargo - Garage Account**		**-2,709.28**
Bill	21277	12/05/2019		546.022 · R&M - Equipment	-2,709.28	2,709.28
TOTAL					-2,709.28	2,709.28
Bill Pmt -Check	**6114**	**12/09/2019**	**Prolock and Safe Corporation**	**101.002 · Wells Fargo - Garage Account**		**-230.00**
Bill	4183	12/05/2019		546.001 · R&M - General	-110.00	110.00
Bill	4199	12/05/2019		546.001 · R&M - General	-120.00	120.00
TOTAL					-230.00	230.00
Bill Pmt -Check	**6115**	**12/09/2019**	**World Waste Recycling**	**101.002 · Wells Fargo - Garage Account**		**-198.05**
Bill	0000059123	12/05/2019		534.126 · Waste Removal Services	-43.57	198.05
				534.126 · Waste Removal Services	-154.48	702.19
TOTAL					-198.05	900.24
Bill Pmt -Check	**6116**	**12/09/2019**	**Wrathell, Hunt & Associates, LLC**	**101.002 · Wells Fargo - Garage Account**		**-1,601.25**
Bill	2019-0729	12/05/2019		531.027 · Management	-1,068.44	4,880.50
				531.038 · Assessment Services	-350.54	1,601.25
				531.038 · Assessment Services	-91.09	416.08
				531.038 · Assessment Services	-80.23	366.50
				547.001 · Printing & Binding	-10.95	50.00
TOTAL					-1,601.25	7,314.33
Bill Pmt -Check	**6117**	**12/09/2019**	**BeefreeMedia**	**101.002 · Wells Fargo - Garage Account**		**-533.97**

Midtown Miami CDD
Check Detail
October 2019 through March 2020

Type	Num	Date	Name	Account	Paid Amount	Original Amount
Bill	48365	09/30/2019		546.085 · R&M - Signage	-95.00	95.00
Bill	48509	09/30/2019		546.085 · R&M - Signage	-75.23	75.23
Bill	48960	12/05/2019		546.085 · R&M - Signage	-108.00	108.00
Bill	48703	12/05/2019		546.085 · R&M - Signage	-255.74	255.74
TOTAL					-533.97	533.97
Bill Pmt -Check	**6118**	**12/09/2019**	**Advantage Golf Cars, Inc.**	**101.002 · Wells Fargo - Garage Account**		**-439.26**
Bill	271453	12/05/2019		534.037 · Security Services	-131.78	188.25
				534.037 · Security Services	-307.48	439.26
TOTAL					-439.26	627.51
Bill Pmt -Check	**6119**	**12/09/2019**	**ALES GROUP**	**101.002 · Wells Fargo - Garage Account**		**-7,395.00**
Bill	25866	12/05/2019		538.031 · Midtown Community Park	-2,895.00	2,895.00
Bill	25867	12/05/2019		549.900 · Misc - Contigency	-4,500.00	4,500.00
TOTAL					-7,395.00	7,395.00
Bill Pmt -Check	**6120**	**12/09/2019**	**Alvarez Engineers, Inc.**	**101.002 · Wells Fargo - Garage Account**		**-240.00**
Bill	5312	12/05/2019		531.013 · Engineering	-240.00	240.00
TOTAL					-240.00	240.00
Bill Pmt -Check	**6121**	**12/09/2019**	**Billing, Cochran, Lyles, Mauro & Ramsey**	**101.002 · Wells Fargo - Garage Account**		**-960.00**
Bill	159364	12/05/2019		531.023 · Legal	-960.00	960.00
TOTAL					-960.00	960.00
Bill Pmt -Check	**6122**	**12/09/2019**	**BrightView Landscape Services Inc.**	**101.002 · Wells Fargo - Garage Account**		**-20,747.00**
Bill	6621615	12/05/2019		546.041 · R&M - Irrigation	-570.00	570.00
Bill	6610406	12/05/2019		534.050 · Landscape Maintenance	-15,618.00	15,618.00
Bill	6610533	12/05/2019		534.050 · Landscape Maintenance	-4,559.00	4,559.00
TOTAL					-20,747.00	20,747.00
Bill Pmt -Check	**6123**	**12/09/2019**	**Brookstone CDD**	**101.002 · Wells Fargo - Garage Account**		**-4.91**
Bill	111419	12/05/2019		541.006 · Postage & Freight	-4.91	4.91
TOTAL					-4.91	4.91
Bill Pmt -Check	**6124**	**12/09/2019**	**Budget Ace Hardware**	**101.002 · Wells Fargo - Garage Account**		**-260.53**
Bill	616487	12/05/2019		551.002 · Office Supplies	-41.54	41.54
Bill	616319	12/05/2019		551.002 · Office Supplies	-143.89	143.89

Midtown Miami CDD
Check Detail
October 2019 through March 2020

Type	Num	Date	Name	Account	Paid Amount	Original Amount
Bill	616666	12/05/2019		551.002 · Office Supplies	-75.10	75.10
TOTAL					-260.53	260.53
Bill Pmt -Check	**6125**	**12/09/2019**	**Fahrenheit Propane**	**101.002 · Wells Fargo - Garage Account**		**-276.00**
Bill	INV-027610	09/30/2019		546.001 · R&M - General	-56.00	56.00
Bill	INV-026918	09/30/2019		546.001 · R&M - General	-28.00	28.00
Bill	INV-026637	09/30/2019		546.001 · R&M - General	-20.00	20.00
Bill	INV-029621	12/05/2019		546.001 · R&M - General	-56.00	56.00
Bill	INV-029425	12/05/2019		546.001 · R&M - General	-56.00	56.00
Bill	INV-029150	12/05/2019		546.001 · R&M - General	-20.00	20.00
Bill	INV-030357	12/05/2019		546.001 · R&M - General	-20.00	20.00
Bill	INV-030474	12/05/2019		546.001 · R&M - General	-20.00	20.00
TOTAL					-276.00	276.00
Bill Pmt -Check	**6126**	**12/09/2019**	**FedEx**	**101.002 · Wells Fargo - Garage Account**		**-87.58**
Bill	6-849-43629	12/05/2019		541.006 · Postage & Freight	-22.55	22.55
Bill	6-844-15189	12/05/2019		541.006 · Postage & Freight	-65.03	65.03
TOTAL					-87.58	87.58
Bill Pmt -Check	**6127**	**12/09/2019**	**Interstate Cleaning Corporation**	**101.002 · Wells Fargo - Garage Account**		**-4,233.68**
Bill	9171227-IN	12/05/2019		534.038 · Street Sweeping	-4,233.68	4,233.68
TOTAL					-4,233.68	4,233.68
Bill Pmt -Check	**6128**	**12/09/2019**	**Miami Dade Water & Sewer Department**	**101.002 · Wells Fargo - Garage Account**		**-519.33**
Bill	0391376916 111519	12/05/2019		543.014 · Utility - Irrigation	-519.33	519.33
TOTAL					-519.33	519.33
Bill Pmt -Check	**6129**	**12/09/2019**	**Miguel Garcia**	**101.002 · Wells Fargo - Garage Account**		**-637.00**
Bill	111619	12/05/2019		549.905 · Misc - Security	-318.50	318.50
Bill	112319	12/05/2019		549.905 · Misc - Security	-318.50	318.50
TOTAL					-637.00	637.00
Bill Pmt -Check	**6130**	**12/09/2019**	**Orion Pest Control**	**101.002 · Wells Fargo - Garage Account**		**-360.00**
Bill	38349	12/05/2019		534.125 · Pest Control	-360.00	360.00
TOTAL					-360.00	360.00
Bill Pmt -Check	**6131**	**12/09/2019**	**PME Inc.**	**101.002 · Wells Fargo - Garage Account**		**-1,350.00**

Midtown Miami CDD
Check Detail
October 2019 through March 2020

Type	Num	Date	Name	Account	Paid Amount	Original Amount
Bill	13396	12/05/2019		534.080 · Road Cleaning	-1,350.00	1,350.00
TOTAL					-1,350.00	1,350.00
Bill Pmt -Check	**6132**	**12/09/2019**	**South Florida Design Management, Inc.**	**101.002 · Wells Fargo - Garage Account**		**-600.00**
Bill	511	12/05/2019		546.037 · R&M - Grounds	-600.00	600.00
TOTAL					-600.00	600.00
Bill Pmt -Check	**6133**	**12/09/2019**	**Tariq Bayzid**	**101.002 · Wells Fargo - Garage Account**		**-165.00**
Bill	120519	12/05/2019		546.001 · R&M - General	-80.00	80.00
Bill	120519-1	12/05/2019		546.001 · R&M - General	-85.00	85.00
TOTAL					-165.00	165.00
Bill Pmt -Check	**6134**	**12/09/2019**	**Venturita LLC**	**101.002 · Wells Fargo - Garage Account**		**-4,240.00**
Bill	2019013	12/05/2019		546.037 · R&M - Grounds	-1,100.00	1,100.00
Bill	2019014	12/05/2019		546.037 · R&M - Grounds	-460.00	460.00
Bill	2019009	12/05/2019		546.020 · R&M - Electrical	-120.00	120.00
Bill	2019008	12/05/2019		546.020 · R&M - Electrical	-120.00	120.00
Bill	2019010	12/05/2019		546.037 · R&M - Grounds	-1,020.00	1,020.00
Bill	2019011	12/05/2019		546.037 · R&M - Grounds	-1,060.00	1,060.00
Bill	2019012	12/05/2019		546.037 · R&M - Grounds	-360.00	360.00
TOTAL					-4,240.00	4,240.00
Bill Pmt -Check	**6135**	**12/09/2019**	**World Waste Recycling**	**101.002 · Wells Fargo - Garage Account**		**-702.19**
Bill	0000059123	12/05/2019		534.126 · Waste Removal Services	-154.48	198.05
				534.126 · Waste Removal Services	-547.71	702.19
TOTAL					-702.19	900.24
Bill Pmt -Check	**6136**	**12/09/2019**	**Wrathell, Hunt & Associates, LLC**	**101.002 · Wells Fargo - Garage Account**		**-5,713.08**
Bill	2019-0729	12/05/2019		531.027 · Management	-3,812.06	4,880.50
				531.038 · Assessment Services	-1,250.71	1,601.25
				531.038 · Assessment Services	-324.99	416.08
				531.038 · Assessment Services	-286.27	366.50
				547.001 · Printing & Binding	-39.05	50.00
TOTAL					-5,713.08	7,314.33
Check	**6137**	**12/12/2019**	**City of Miami -**	**101.002 · Wells Fargo - Garage Account**		**-7,904.93**
				204.001 · City Tax Payable	-7,904.93	7,904.93
TOTAL					-7,904.93	7,904.93

Midtown Miami CDD
Check Detail
October 2019 through March 2020

Type	Num	Date	Name	Account	Paid Amount	Original Amount
Check	**6138**	**12/12/2019**	**City of Miami -**	**101.002 · Wells Fargo - Garage Account**		**-33,319.35**
				204.001 · City Tax Payable	-33,319.35	33,319.35
TOTAL					-33,319.35	33,319.35
Bill Pmt -Check	**6139**	**12/13/2019**	**BeefreeMedia**	**101.002 · Wells Fargo - Garage Account**		**-2,025.00**
Bill	48709	12/12/2019		546.085 · R&M - Signage	-1,375.00	1,375.00
Bill	48920	12/12/2019		546.001 · R&M - General	-650.00	650.00
TOTAL					-2,025.00	2,025.00
Bill Pmt -Check	**6140**	**12/13/2019**	**MG Tech Inc.**	**101.002 · Wells Fargo - Garage Account**		**-84.00**
Bill	3608	12/12/2019		534.081 · Contracts - Air Conditioning	-25.20	84.00
				534.081 · Contracts - Air Conditioning	-58.80	196.00
TOTAL					-84.00	280.00
Bill Pmt -Check	**6141**	**12/13/2019**	**Tariq Bayzid**	**101.002 · Wells Fargo - Garage Account**		**-30.00**
Bill	121219	12/12/2019		546.001 · R&M - General	-30.00	30.00
TOTAL					-30.00	30.00
Bill Pmt -Check	**6142**	**01/06/2020**	**Advantage Golf Cars, Inc.**	**101.002 · Wells Fargo - Garage Account**		**0.00**
TOTAL					0.00	0.00
Bill Pmt -Check	**6143**	**01/06/2020**	**Air Esscentials, Inc.**	**101.002 · Wells Fargo - Garage Account**		**-100.00**
Bill	104131	12/27/2019		546.001 · R&M - General	-100.00	100.00
TOTAL					-100.00	100.00
Bill Pmt -Check	**6144**	**01/06/2020**	**Allied Universal**	**101.002 · Wells Fargo - Garage Account**		**-20,473.58**
Bill	9525583	12/27/2019		534.037 · Security Services	-6,142.07	20,473.58
				534.037 · Security Services	-14,331.51	47,771.69
TOTAL					-20,473.58	68,245.27
Bill Pmt -Check	**6145**	**01/06/2020**	**City of Miami**	**101.002 · Wells Fargo - Garage Account**		**-3,010.50**
Bill	4013104	12/19/2019		546.086 · R&M - Elevators	-203.50	203.50
Bill	4013105	12/19/2019		546.086 · R&M - Elevators	-2,003.50	2,003.50
Bill	4013103	12/19/2019		546.086 · R&M - Elevators	-803.50	803.50

Midtown Miami CDD
Check Detail
October 2019 through March 2020

Type	Num	Date	Name	Account	Paid Amount	Original Amount
TOTAL					-3,010.50	3,010.50
Bill Pmt -Check	**6146**	**01/06/2020**	**Eveling J. Rosales Gonzales**	**101.002 · Wells Fargo - Garage Account**		**-195.00**
Bill	17042	12/27/2019		546.001 · R&M - General	-195.00	195.00
TOTAL					-195.00	195.00
Bill Pmt -Check	**6147**	**01/06/2020**	**Killowatts Electric & Lighting Supply**	**101.002 · Wells Fargo - Garage Account**		**-333.10**
Bill	0567578-IN	12/19/2019		546.020 · R&M - Electrical	-333.10	333.10
TOTAL					-333.10	333.10
Bill Pmt -Check	**6148**	**01/06/2020**	**Kings III of America, LLC**	**101.002 · Wells Fargo - Garage Account**		**-1,470.00**
Bill	1731934A	12/19/2019		541.003 · Telephone	-350.00	350.00
Bill	1742473A	12/19/2019		541.003 · Telephone	-350.00	350.00
Bill	1742473B	12/19/2019		541.003 · Telephone	-140.00	140.00
Bill	1731932B	12/19/2019		541.003 · Telephone	-140.00	140.00
Bill	1731932A	12/19/2019		541.003 · Telephone	-350.00	350.00
Bill	1731934B	12/19/2019		541.003 · Telephone	-140.00	140.00
TOTAL					-1,470.00	1,470.00
Bill Pmt -Check	**6149**	**01/06/2020**	**Kone Inc.**	**101.002 · Wells Fargo - Garage Account**		**-3,950.00**
Bill	959423358	12/19/2019		534.072 · Contracts - Elevator	-3,950.00	3,950.00
TOTAL					-3,950.00	3,950.00
Bill Pmt -Check	**6150**	**01/06/2020**	**LPS of America, Inc.**	**101.002 · Wells Fargo - Garage Account**		**-34,299.48**
Bill	111707	11/30/2019		534.030 · Contracts - Parking	-34,299.48	34,299.48
TOTAL					-34,299.48	34,299.48
Bill Pmt -Check	**6151**	**01/06/2020**	**Pinnacle A Roofing Company, Inc.**	**101.002 · Wells Fargo - Garage Account**		**-10,125.00**
Bill	181431	12/19/2019		546.001 · R&M - General	-350.00	350.00
Bill	181432	12/19/2019		546.012 · R&M - Buildings	-9,775.00	9,775.00
TOTAL					-10,125.00	10,125.00
Bill Pmt -Check	**6152**	**01/06/2020**	**South Florida Design Management, Inc.**	**101.002 · Wells Fargo - Garage Account**		**-1,230.00**
Bill	517	12/19/2019		546.001 · R&M - General	-830.00	830.00
Bill	512	12/19/2019		546.001 · R&M - General	-400.00	400.00
TOTAL					-1,230.00	1,230.00

Midtown Miami CDD
Check Detail
October 2019 through March 2020

Type	Num	Date	Name	Account	Paid Amount	Original Amount
Bill Pmt -Check	**6153**	**01/06/2020**	**Staples Credit Plan**	**101.002 · Wells Fargo - Garage Account**		**-458.09**
Bill	9806540164	12/27/2019		551.002 · Office Supplies	-41.97	41.97
Bill	9805531334	12/27/2019		551.002 · Office Supplies	-176.59	176.59
Bill	9805633423	12/27/2019		551.002 · Office Supplies	-23.74	23.74
Bill	9805540021	12/27/2019		551.002 · Office Supplies	-32.58	32.58
Bill	9804876604	12/27/2019		551.002 · Office Supplies	-107.84	107.84
Bill	9804487148	12/27/2019		551.002 · Office Supplies	-75.37	75.37
TOTAL					-458.09	458.09
Bill Pmt -Check	**6154**	**01/10/2020**	**AT&T 2**	**101.002 · Wells Fargo - Garage Account**		**-644.03**
Bill	5291361500	01/09/2020		541.003 · Telephone	-644.03	644.03
TOTAL					-644.03	644.03
Bill Pmt -Check	**6155**	**01/10/2020**	**City of Miami - Public Art Division**	**101.002 · Wells Fargo - Garage Account**		**-1,312.50**
Bill	AIPP-GP-2019-0332	01/09/2020		549.066 · Misc - Licenses & Permits	-1,312.50	1,312.50
TOTAL					-1,312.50	1,312.50
Bill Pmt -Check	**6156**	**01/10/2020**	**Interstate Cleaning Corporation**	**101.002 · Wells Fargo - Garage Account**		**-13,295.79**
Bill	9171577-IN	01/09/2020		534.026 · Janitorial Services	-9,307.05	31,023.50
				534.026 · Janitorial Services	-3,988.74	13,295.79
TOTAL					-13,295.79	44,319.29
Bill Pmt -Check	**6157**	**01/10/2020**	**Kings III of America, LLC**	**101.002 · Wells Fargo - Garage Account**		**-350.00**
Bill	1759956	01/09/2020		541.003 · Telephone	-350.00	350.00
TOTAL					-350.00	350.00
Bill Pmt -Check	**6158**	**01/10/2020**	**LPS of America, Inc.**	**101.002 · Wells Fargo - Garage Account**		**-60,000.00**
Bill	111909	01/09/2020		534.030 · Contracts - Parking	-60,000.00	60,000.00
TOTAL					-60,000.00	60,000.00
Bill Pmt -Check	**6159**	**01/10/2020**	**Tariq Bayzid**	**101.002 · Wells Fargo - Garage Account**		**-220.00**
Bill	010920	01/09/2020		546.001 · R&M - General	-190.00	190.00
Bill	010920-1	01/09/2020		546.001 · R&M - General	-30.00	30.00
TOTAL					-220.00	220.00
Bill Pmt -Check	**6160**	**01/10/2020**	**World Waste Recycling**	**101.002 · Wells Fargo - Garage Account**		**-198.05**

Midtown Miami CDD
Check Detail
October 2019 through March 2020

Type	Num	Date	Name	Account	Paid Amount	Original Amount
Bill	0000064049	01/09/2020		534.126 · Waste Removal Services	-154.48	702.19
				534.126 · Waste Removal Services	-43.57	198.05
TOTAL					-198.05	900.24
Bill Pmt -Check	**6161**	**01/10/2020**	**Wrathell, Hunt & Associates, LLC**	**101.002 · Wells Fargo - Garage Account**		**-1,601.25**
Bill	2019-0802	01/09/2020		531.027 · Management	-1,068.44	4,880.50
				531.038 · Assessment Services	-80.23	366.50
				531.038 · Assessment Services	-350.54	1,601.25
				531.038 · Assessment Services	-91.09	416.08
				547.001 · Printing & Binding	-10.95	50.00
TOTAL					-1,601.25	7,314.33
Check	**6162**	**01/10/2020**	**City of Miami -**	**101.002 · Wells Fargo - Garage Account**		**-57,041.78**
				204.001 · City Tax Payable	-57,041.78	57,041.78
TOTAL					-57,041.78	57,041.78
Check	**6163**	**01/10/2020**	**City of Miami -**	**101.002 · Wells Fargo - Garage Account**		**-10,579.30**
				204.001 · City Tax Payable	-10,579.30	10,579.30
TOTAL					-10,579.30	10,579.30
Check	**6164**	**01/17/2020**	**Wells Fargo**	**101.002 · Wells Fargo - Garage Account**		**-416.65**
				2040300 · Credit Card - Wells Fargo MC	-416.65	416.65
TOTAL					-416.65	416.65
Bill Pmt -Check	**6165**	**01/17/2020**	**Advantage Golf Cars, Inc.**	**101.002 · Wells Fargo - Garage Account**		**-134.21**
Bill	274180	01/16/2020		534.037 · Security Services	-40.26	134.21
				534.037 · Security Services	-93.95	313.15
TOTAL					-134.21	447.36
Bill Pmt -Check	**6166**	**01/17/2020**	**Eveling J. Rosales Gonzales**	**101.002 · Wells Fargo - Garage Account**		**-195.00**
Bill	17043	01/16/2020		546.001 · R&M - General	-195.00	195.00
TOTAL					-195.00	195.00
Bill Pmt -Check	**6167**	**01/24/2020**	**AAA Miami Locksmith**	**101.002 · Wells Fargo - Garage Account**		**-17.50**
Bill	72604	01/23/2020		546.001 · R&M - General	-17.50	17.50

Midtown Miami CDD
Check Detail
October 2019 through March 2020

Type	Num	Date	Name	Account	Paid Amount	Original Amount
TOTAL					-17.50	17.50
Bill Pmt -Check	**6168**	**01/24/2020**	**Air Esscentials, Inc.**	**101.002 · Wells Fargo - Garage Account**		**-100.00**
Bill	105356	01/23/2020		546.001 · R&M - General	-100.00	100.00
TOTAL					-100.00	100.00
Bill Pmt -Check	**6169**	**01/24/2020**	**Allied Universal**	**101.002 · Wells Fargo - Garage Account**		**-21,453.50**
Bill	9620072	01/23/2020		534.037 · Security Services	-6,436.05	21,453.50
				534.037 · Security Services	-15,017.45	50,058.15
TOTAL					-21,453.50	71,511.65
Bill Pmt -Check	**6170**	**01/24/2020**	**Kone Inc.**	**101.002 · Wells Fargo - Garage Account**		**-3,950.00**
Bill	959449475	01/23/2020		534.072 · Contracts - Elevator	-3,950.00	3,950.00
TOTAL					-3,950.00	3,950.00
Bill Pmt -Check	**6171**	**01/24/2020**	**Omar Electrical Contractor Corp.**	**101.002 · Wells Fargo - Garage Account**		**-3,990.00**
Bill	1142020	01/23/2020		546.020 · R&M - Electrical	-3,990.00	3,990.00
TOTAL					-3,990.00	3,990.00
Bill Pmt -Check	**6172**	**01/24/2020**	**Pinnacle A Roofing Company, Inc.**	**101.002 · Wells Fargo - Garage Account**		**-625.00**
Bill	20010	01/23/2020		546.001 · R&M - General	-625.00	625.00
TOTAL					-625.00	625.00
Bill Pmt -Check	**6173**	**01/24/2020**	**Venturita LLC**	**101.002 · Wells Fargo - Garage Account**		**-210.00**
Bill	2019019	01/23/2020		546.020 · R&M - Electrical	-210.00	210.00
TOTAL					-210.00	210.00
Bill Pmt -Check	**6174**	**01/31/2020**	**Advantage Golf Cars, Inc.**	**101.002 · Wells Fargo - Garage Account**		**-30.00**
Bill	275371	01/30/2020		534.037 · Security Services	-9.00	30.00
				534.037 · Security Services	-21.00	70.00
TOTAL					-30.00	100.00
Bill Pmt -Check	**6175**	**01/31/2020**	**AT&T 2**	**101.002 · Wells Fargo - Garage Account**		**-640.07**
Bill	7311182501	01/30/2020		541.003 · Telephone	-640.07	640.07

Midtown Miami CDD
Check Detail
October 2019 through March 2020

Type	Num	Date	Name	Account	Paid Amount	Original Amount
TOTAL					-640.07	640.07
Bill Pmt -Check	**6176**	**01/31/2020**	**Interstate Cleaning Corporation**	**101.002 · Wells Fargo - Garage Account**		**-11,540.98**
Bill	9170620-IN	09/30/2019		534.026 · Janitorial Services	-7,877.27	7,877.27
Bill	9170618-IN	09/30/2019		534.026 · Janitorial Services	-1,099.11	3,663.71
				534.026 · Janitorial Services	-2,564.60	8,548.66
TOTAL					-11,540.98	20,089.64
Bill Pmt -Check	**6177**	**01/31/2020**	**Killowatts Electric & Lighting Supply**	**101.002 · Wells Fargo - Garage Account**		**-57.80**
Bill	0571278-IN	01/30/2020		546.020 · R&M - Electrical	-57.80	57.80
TOTAL					-57.80	57.80
Bill Pmt -Check	**6178**	**01/31/2020**	**LPS of America, Inc.**	**101.002 · Wells Fargo - Garage Account**		**-102,659.71**
Bill	112734	12/31/2019		534.030 · Contracts - Parking	-42,659.71	42,659.71
Bill	112674	02/01/2020		534.030 · Contracts - Parking	-60,000.00	60,000.00
TOTAL					-102,659.71	102,659.71
Bill Pmt -Check	**6179**	**01/31/2020**	**MG Tech Inc.**	**101.002 · Wells Fargo - Garage Account**		**-464.00**
Bill	3626	01/30/2020		546.004 · R&M - Air Conditioning	-380.00	380.00
Bill	3627	01/30/2020		534.081 · Contracts - Air Conditioning	-25.20	84.00
				534.081 · Contracts - Air Conditioning	-58.80	196.00
TOTAL					-464.00	660.00
Bill Pmt -Check	**6180**	**01/31/2020**	**Paradyme**	**101.002 · Wells Fargo - Garage Account**		**-935.00**
Bill	21623	01/30/2020		546.022 · R&M - Equipment	-562.50	562.50
Bill	21636	01/30/2020		546.022 · R&M - Equipment	-372.50	372.50
TOTAL					-935.00	935.00
Bill Pmt -Check	**6181**	**01/31/2020**	**Staples Credit Plan**	**101.002 · Wells Fargo - Garage Account**		**-539.36**
Bill	806982931	01/30/2020		551.002 · Office Supplies	-389.98	389.98
Bill	9806982862	01/30/2020		551.002 · Office Supplies	-83.92	83.92
Bill	9807299660	01/30/2020		551.002 · Office Supplies	-65.46	65.46
TOTAL					-539.36	539.36
Check	**6182**	**02/07/2020**	**Wells Fargo**	**101.002 · Wells Fargo - Garage Account**		**-690.99**
				2040300 · Credit Card - Wells Fargo MC	-690.99	690.99

Midtown Miami CDD
Check Detail
October 2019 through March 2020

Type	Num	Date	Name	Account	Paid Amount	Original Amount
TOTAL					-690.99	690.99
Bill Pmt -Check	**6183**	**02/07/2020**	**Advantage Golf Cars, Inc.**	**101.002 · Wells Fargo - Garage Account**		**-188.25**
Bill	274409	02/06/2020		534.037 · Security Services	-56.47	188.25
				534.037 · Security Services	-131.78	439.26
TOTAL					-188.25	627.51
Bill Pmt -Check	**6184**	**02/07/2020**	**Air Esscentials, Inc.**	**101.002 · Wells Fargo - Garage Account**		**-100.00**
Bill	99585	02/06/2020		546.001 · R&M - General	-100.00	100.00
TOTAL					-100.00	100.00
Bill Pmt -Check	**6185**	**02/07/2020**	**Crown Lift Trucks**	**101.002 · Wells Fargo - Garage Account**		**-532.00**
Bill	117338073	02/06/2020		546.022 · R&M - Equipment	-532.00	532.00
TOTAL					-532.00	532.00
Bill Pmt -Check	**6186**	**02/07/2020**	**DDR Miami Avenue, LLC**	**101.002 · Wells Fargo - Garage Account**		**-1,073.50**
Bill	3372543	02/06/2020		546.001 · R&M - General	-570.00	570.00
Bill	3389227	02/06/2020		546.001 · R&M - General	-503.50	503.50
TOTAL					-1,073.50	1,073.50
Bill Pmt -Check	**6187**	**02/07/2020**	**Interstate Cleaning Corporation**	**101.002 · Wells Fargo - Garage Account**		**-34,801.88**
Bill	9171896-IN	02/06/2020		534.026 · Janitorial Services	-3,988.73	13,295.78
				534.026 · Janitorial Services	-9,307.05	31,023.51
Bill	9171898-IN	02/06/2020		534.026 · Janitorial Services	-21,506.10	21,506.10
TOTAL					-34,801.88	65,825.39
Bill Pmt -Check	**6188**	**02/07/2020**	**Kings III of America, LLC**	**101.002 · Wells Fargo - Garage Account**		**-490.00**
Bill	1772977	02/06/2020		541.003 · Telephone	-140.00	140.00
Bill	1772976	02/06/2020		541.003 · Telephone	-350.00	350.00
TOTAL					-490.00	490.00
Bill Pmt -Check	**6189**	**02/07/2020**	**NCY Services & Repairs, Inc.**	**101.002 · Wells Fargo - Garage Account**		**-300.00**
Bill	020620	02/06/2020		546.001 · R&M - General	-300.00	300.00
TOTAL					-300.00	300.00
Bill Pmt -Check	**6190**	**02/07/2020**	**World Waste Recycling**	**101.002 · Wells Fargo - Garage Account**		**-198.05**

Midtown Miami CDD
Check Detail
October 2019 through March 2020

Type	Num	Date	Name	Account	Paid Amount	Original Amount
Bill	0000068667	02/06/2020		534.126 · Waste Removal Services	-43.57	198.05
				534.126 · Waste Removal Services	-154.48	702.19
TOTAL					-198.05	900.24
Bill Pmt -Check	**6191**	**02/07/2020**	**Wrathell, Hunt & Associates, LLC**	**101.002 · Wells Fargo - Garage Account**		**-1,601.25**
Bill	2019-0884	02/06/2020		531.027 · Management	-1,068.44	4,880.50
				531.038 · Assessment Services	-80.23	366.50
				531.038 · Assessment Services	-350.54	1,601.25
				531.038 · Assessment Services	-91.09	416.08
				547.001 · Printing & Binding	-10.95	50.00
TOTAL					-1,601.25	7,314.33
Check	**6192**	**02/12/2020**	**City of Miami -**	**101.002 · Wells Fargo - Garage Account**		**-32,953.30**
				204.001 · City Tax Payable	-32,953.30	32,953.30
TOTAL					-32,953.30	32,953.30
Check	**6193**	**02/12/2020**	**City of Miami -**	**101.002 · Wells Fargo - Garage Account**		**-9,997.17**
				204.001 · City Tax Payable	-9,997.17	9,997.17
TOTAL					-9,997.17	9,997.17
Check	**6194**	**02/07/2020**	**Wells Fargo**	**101.002 · Wells Fargo - Garage Account**		**-125.24**
				2040300 · Credit Card - Wells Fargo MC	-125.24	125.24
TOTAL					-125.24	125.24
Bill Pmt -Check	**6195**	**02/17/2020**	**BeefreeMedia**	**101.002 · Wells Fargo - Garage Account**		**-13,823.15**
Bill	48997	02/13/2020		549.916 · Sign, Direct, Banner, Beauty	-10,739.95	10,739.95
Bill	48995	02/13/2020		549.911 · Misc - Security Enhancements	-3,083.20	3,083.20
TOTAL					-13,823.15	13,823.15
Bill Pmt -Check	**6196**	**02/17/2020**	**Crown Lift Trucks**	**101.002 · Wells Fargo - Garage Account**		**-1,334.25**
Bill	117339273	02/13/2020		546.022 · R&M - Equipment	-1,334.25	1,334.25
TOTAL					-1,334.25	1,334.25
Bill Pmt -Check	**6197**	**02/17/2020**	**Eveling J. Rosales Gonzales**	**101.002 · Wells Fargo - Garage Account**		**0.00**
TOTAL					0.00	0.00

Midtown Miami CDD
Check Detail
October 2019 through March 2020

Type	Num	Date	Name	Account	Paid Amount	Original Amount
Bill Pmt -Check	**6198**	**02/17/2020**	**Fahrenheit Propane**	**101.002 · Wells Fargo - Garage Account**		**-84.00**
Bill	INV-032820	02/13/2020		546.001 · R&M - General	-84.00	84.00
TOTAL					-84.00	84.00
Bill Pmt -Check	**6199**	**02/17/2020**	**Killowatts Electric & Lighting Supply**	**101.002 · Wells Fargo - Garage Account**		**-139.50**
Bill	0573005-IN	02/13/2020		546.020 · R&M - Electrical	-139.50	139.50
TOTAL					-139.50	139.50
Bill Pmt -Check	**6200**	**02/17/2020**	**Safeguard Business Systems**	**101.002 · Wells Fargo - Garage Account**		**-144.60**
Bill	33923477	02/13/2020		551.002 · Office Supplies	-57.40	144.60
				551.002 · Office Supplies	-87.20	219.65
TOTAL					-144.60	364.25
Bill Pmt -Check	**6201**	**02/28/2020**	**BeefreeMedia**	**101.002 · Wells Fargo - Garage Account**		**-20,007.51**
Bill	48996	02/27/2020		546.001 · R&M - General	-286.00	286.00
Bill	49161	02/27/2020		546.001 · R&M - General	-4,690.80	4,690.80
Bill	49190	02/27/2020		549.916 · Sign, Direct, Banner, Beauty	-1,450.00	1,450.00
Bill	49159	02/27/2020		549.916 · Sign, Direct, Banner, Beauty	-13,580.71	13,580.71
TOTAL					-20,007.51	20,007.51
Bill Pmt -Check	**6202**	**02/28/2020**	**Crown Lift Trucks**	**101.002 · Wells Fargo - Garage Account**		**-1,239.46**
Bill	117341290	02/27/2020		546.022 · R&M - Equipment	-1,239.46	1,239.46
TOTAL					-1,239.46	1,239.46
Bill Pmt -Check	**6203**	**02/28/2020**	**Fahrenheit Propane**	**101.002 · Wells Fargo - Garage Account**		**-56.00**
Bill	INV-033445	02/27/2020		546.001 · R&M - General	-56.00	56.00
TOTAL					-56.00	56.00
Bill Pmt -Check	**6204**	**02/28/2020**	**Kone Inc.**	**101.002 · Wells Fargo - Garage Account**		**-3,950.00**
Bill	959474548	02/27/2020		534.072 · Contracts - Elevator	-3,950.00	3,950.00
TOTAL					-3,950.00	3,950.00
Bill Pmt -Check	**6205**	**02/28/2020**	**LPS of America, Inc.**	**101.002 · Wells Fargo - Garage Account**		**-55,347.96**
Bill	113494	01/31/2020		534.030 · Contracts - Parking	-55,347.96	55,347.96

Midtown Miami CDD
Check Detail
October 2019 through March 2020

Type	Num	Date	Name	Account	Paid Amount	Original Amount
TOTAL					-55,347.96	55,347.96
Bill Pmt -Check	**6206**	**02/28/2020**	**Pinnacle A Roofing Company, Inc.**	**101.002 · Wells Fargo - Garage Account**		**-1,630.00**
Bill	20040	02/27/2020		546.001 · R&M - General	-350.00	350.00
Bill	20041	02/27/2020		549.900 · Misc - Contigency	-1,280.00	1,280.00
TOTAL					-1,630.00	1,630.00
Bill Pmt -Check	**6207**	**02/28/2020**	**Staples Credit Plan**	**101.002 · Wells Fargo - Garage Account**		**-160.16**
Bill	9808297253	02/27/2020		551.002 · Office Supplies	-25.52	25.52
Bill	9808525640	02/27/2020		551.002 · Office Supplies	-40.46	40.46
Bill	9808088028	02/27/2020		551.002 · Office Supplies	-9.49	104.90
Bill	9807669336	02/27/2020		551.002 · Office Supplies	-43.94	43.94
Bill	9808728468	02/27/2020		551.002 · Office Supplies	-40.75	40.75
TOTAL					-160.16	255.57
Bill Pmt -Check	**6208**	**03/06/2020**	**Advantage Golf Cars, Inc.**	**101.002 · Wells Fargo - Garage Account**		**-287.98**
Bill	276949	03/05/2020		534.037 · Security Services	-29.92	99.73
				534.037 · Security Services	-69.81	232.70
Bill	276191	03/05/2020		534.037 · Security Services	-56.47	188.25
				534.037 · Security Services	-131.78	439.26
TOTAL					-287.98	959.94
Bill Pmt -Check	**6209**	**03/06/2020**	**Allied Universal**	**101.002 · Wells Fargo - Garage Account**		**-21,467.99**
Bill	9737546	03/05/2020		534.037 · Security Services	-6,440.40	21,467.99
				534.037 · Security Services	-15,027.59	50,091.99
TOTAL					-21,467.99	71,559.98
Bill Pmt -Check	**6210**	**03/06/2020**	**AT&T 2**	**101.002 · Wells Fargo - Garage Account**		**-640.07**
Bill	5761192500	03/05/2020		541.003 · Telephone	-640.07	640.07
TOTAL					-640.07	640.07
Bill Pmt -Check	**6211**	**03/06/2020**	**BeefreeMedia**	**101.002 · Wells Fargo - Garage Account**		**-6,229.00**
Bill	48903	03/05/2020		538.005 · Elevators (graphics, floor, ce)	-2,200.00	2,200.00
Bill	48183	03/05/2020		538.005 · Elevators (graphics, floor, ce)	-3,579.00	3,579.00
Bill	49252	03/05/2020		546.085 · R&M - Signage	-450.00	450.00
TOTAL					-6,229.00	6,229.00
Bill Pmt -Check	**6212**	**03/06/2020**	**Fahrenheit Propane**	**101.002 · Wells Fargo - Garage Account**		**-56.00**

Midtown Miami CDD
Check Detail
October 2019 through March 2020

Type	Num	Date	Name	Account	Paid Amount	Original Amount
Bill	INV-033627	03/05/2020		546.001 · R&M - General	-56.00	56.00
TOTAL					-56.00	56.00
Bill Pmt -Check	**6213**	**03/06/2020**	**LPS of America, Inc.**	**101.002 · Wells Fargo - Garage Account**		**-60,000.00**
Bill	113571	03/05/2020		534.030 · Contracts - Parking	-60,000.00	60,000.00
TOTAL					-60,000.00	60,000.00
Bill Pmt -Check	**6214**	**03/06/2020**	**Wrathell, Hunt & Associates, LLC**	**101.002 · Wells Fargo - Garage Account**		**-1,601.25**
Bill	2019-0985	03/05/2020		531.027 · Management	-1,068.44	4,880.50
				531.038 · Assessment Services	-80.23	366.50
				531.038 · Assessment Services	-350.54	1,601.25
				531.038 · Assessment Services	-91.09	416.08
				547.001 · Printing & Binding	-10.95	50.00
TOTAL					-1,601.25	7,314.33
Check	**6215**	**03/10/2020**	**City of Miami -**	**101.002 · Wells Fargo - Garage Account**		**-34,860.14**
				204.001 · City Tax Payable	-34,860.14	34,860.14
TOTAL					-34,860.14	34,860.14
Check	**6216**	**03/10/2020**	**City of Miami -**	**101.002 · Wells Fargo - Garage Account**		**-9,671.73**
				204.001 · City Tax Payable	-9,671.73	9,671.73
TOTAL					-9,671.73	9,671.73
Bill Pmt -Check	**6217**	**03/13/2020**	**Interstate Cleaning Corporation**	**101.002 · Wells Fargo - Garage Account**		**-34,801.89**
Bill	9172204-IN	03/12/2020		534.026 · Janitorial Services	-21,506.10	21,506.10
Bill	9172202-IN	03/12/2020		534.026 · Janitorial Services	-3,988.74	13,295.79
				534.026 · Janitorial Services	-9,307.05	31,023.50
TOTAL					-34,801.89	65,825.39
Bill Pmt -Check	**6218**	**03/13/2020**	**Kings III of America, LLC**	**101.002 · Wells Fargo - Garage Account**		**-630.00**
Bill	1761133	03/12/2020		541.003 · Telephone	-140.00	140.00
Bill	1784898	03/12/2020		541.003 · Telephone	-350.00	350.00
Bill	1784899	03/12/2020		541.003 · Telephone	-140.00	140.00
TOTAL					-630.00	630.00
Bill Pmt -Check	**6219**	**03/13/2020**	**MG Tech Inc.**	**101.002 · Wells Fargo - Garage Account**		**-153.00**
Bill	3402	03/12/2020		534.081 · Contracts - Air Conditioning	-45.90	153.00

Midtown Miami CDD
Check Detail
October 2019 through March 2020

Type	Num	Date	Name	Account	Paid Amount	Original Amount
				534.081 · Contracts - Air Conditioning	-107.10	357.00
TOTAL					-153.00	510.00
Bill Pmt -Check	**6220**	**03/13/2020**	**Paradyme**	**101.002 · Wells Fargo - Garage Account**		**-915.00**
Bill	21914	03/12/2020		546.022 · R&M - Equipment	-915.00	915.00
TOTAL					-915.00	915.00
Bill Pmt -Check	**6221**	**03/13/2020**	**World Waste Recycling**	**101.002 · Wells Fargo - Garage Account**		**-198.05**
Bill	0000073929	03/12/2020		534.126 · Waste Removal Services	-43.57	198.05
				534.126 · Waste Removal Services	-154.48	702.19
TOTAL					-198.05	900.24
Check	**6222**	**03/20/2020**	**Wells Fargo**	**101.002 · Wells Fargo - Garage Account**		**-214.62**
				2040300 · Credit Card - Wells Fargo MC	-214.62	214.62
TOTAL					-214.62	214.62
Bill Pmt -Check	**6223**	**03/20/2020**	**Eveling J. Rosales Gonzales**	**101.002 · Wells Fargo - Garage Account**		**0.00**
TOTAL					0.00	0.00
Bill Pmt -Check	**6224**	**03/20/2020**	**Killowatts Electric & Lighting Supply**	**101.002 · Wells Fargo - Garage Account**		**-219.20**
Bill	0576323-IN	03/19/2020		546.020 · R&M - Electrical	-179.25	179.25
Bill	0576331-IN	03/19/2020		546.020 · R&M - Electrical	-39.95	39.95
TOTAL					-219.20	219.20
Bill Pmt -Check	**6225**	**03/20/2020**	**Staples Credit Plan**	**101.002 · Wells Fargo - Garage Account**		**-252.89**
Bill	9809332233	03/19/2020		551.002 · Office Supplies	-71.34	71.34
Bill	9809418474	03/19/2020		551.002 · Office Supplies	-181.55	181.55
TOTAL					-252.89	252.89
Bill Pmt -Check	**6226**	**03/27/2020**	**Air Esscentials, Inc.**	**101.002 · Wells Fargo - Garage Account**		**-100.00**
Bill	108433	03/26/2020		546.001 · R&M - General	-100.00	100.00
TOTAL					-100.00	100.00
Bill Pmt -Check	**6227**	**03/27/2020**	**LPS of America, Inc.**	**101.002 · Wells Fargo - Garage Account**		**-60,000.00**
Bill	114395	04/01/2020		534.030 · Contracts - Parking	-60,000.00	60,000.00

Midtown Miami CDD
Check Detail
October 2019 through March 2020

Type	Num	Date	Name	Account	Paid Amount	Original Amount
TOTAL					-60,000.00	60,000.00
Bill Pmt -Check	**6228**	**03/27/2020**	**MG Deco Painting, Inc.**	**101.002 · Wells Fargo - Garage Account**		**-3,050.00**
Bill	0021	03/26/2020		546.001 · R&M - General	-3,050.00	3,050.00
TOTAL					-3,050.00	3,050.00
Bill Pmt -Check	**6229**	**03/27/2020**	**Miami Doors and Locks, INC**	**101.002 · Wells Fargo - Garage Account**		**-174.00**
Bill	73827	03/26/2020		546.001 · R&M - General	-174.00	174.00
TOTAL					-174.00	174.00
Liability Check	**05107693**	**10/18/2019**	**IRS**	**101.007 · Wells Fargo Operating-8388**		**-2,030.16**
				202.500 · FWT Payable	-604.00	604.00
				202.501 · FICA Payable	-135.17	135.17
				202.501 · FICA Payable	-135.17	135.17
				202.501 · FICA Payable	-577.91	577.91
				202.501 · FICA Payable	-577.91	577.91
TOTAL					-2,030.16	2,030.16
Liability Check	**14955124**	**01/10/2020**	**IRS**	**101.007 · Wells Fargo Operating-8388**		**-2,111.10**
				202.500 · FWT Payable	-635.00	635.00
				202.501 · FICA Payable	-139.89	139.89
				202.501 · FICA Payable	-139.89	139.89
				202.501 · FICA Payable	-598.16	598.16
				202.501 · FICA Payable	-598.16	598.16
TOTAL					-2,111.10	2,111.10
Liability Check	**22292040**	**10/04/2019**	**IRS**	**101.007 · Wells Fargo Operating-8388**		**-2,030.10**
				202.500 · FWT Payable	-604.00	604.00
				202.501 · FICA Payable	-135.14	135.14
				202.501 · FICA Payable	-135.14	135.14
				202.501 · FICA Payable	-577.91	577.91
				202.501 · FICA Payable	-577.91	577.91
TOTAL					-2,030.10	2,030.10
Liability Check	**31450384**	**11/25/2019**	**IRS**	**101.007 · Wells Fargo Operating-8388**		**-91.80**
				202.501 · FICA Payable	-8.70	8.70
				202.501 · FICA Payable	-8.70	8.70
				202.501 · FICA Payable	-37.20	37.20
				202.501 · FICA Payable	-37.20	37.20

Midtown Miami CDD
Check Detail
October 2019 through March 2020

Type	Num	Date	Name	Account	Paid Amount	Original Amount
TOTAL					-91.80	91.80
Liability Check	**34764731**	**11/29/2019**	**IRS**	**101.007 · Wells Fargo Operating-8388**		**-5,208.76**
				202.500 · FWT Payable	-1,958.00	1,958.00
				202.501 · FICA Payable	-308.08	308.08
				202.501 · FICA Payable	-308.08	308.08
				202.501 · FICA Payable	-1,317.30	1,317.30
				202.501 · FICA Payable	-1,317.30	1,317.30
TOTAL					-5,208.76	5,208.76
Liability Check	**40162803**	**02/07/2020**	**IRS**	**101.007 · Wells Fargo Operating-8388**		**-2,111.12**
				202.500 · FWT Payable	-635.00	635.00
				202.501 · FICA Payable	-139.89	139.89
				202.501 · FICA Payable	-139.89	139.89
				202.501 · FICA Payable	-598.17	598.17
				202.501 · FICA Payable	-598.17	598.17
TOTAL					-2,111.12	2,111.12
Liability Check	**43488885**	**12/13/2019**	**IRS**	**101.007 · Wells Fargo Operating-8388**		**-2,119.14**
				202.500 · FWT Payable	-643.00	643.00
				202.501 · FICA Payable	-139.89	139.89
				202.501 · FICA Payable	-139.89	139.89
				202.501 · FICA Payable	-598.18	598.18
				202.501 · FICA Payable	-598.18	598.18
TOTAL					-2,119.14	2,119.14
Liability Check	**50231863**	**03/06/2020**	**IRS**	**101.007 · Wells Fargo Operating-8388**		**-2,111.12**
				202.500 · FWT Payable	-635.00	635.00
				202.501 · FICA Payable	-139.89	139.89
				202.501 · FICA Payable	-139.89	139.89
				202.501 · FICA Payable	-598.17	598.17
				202.501 · FICA Payable	-598.17	598.17
TOTAL					-2,111.12	2,111.12
Liability Check	**52077129**	**11/15/2019**	**IRS**	**101.007 · Wells Fargo Operating-8388**		**-2,030.12**
				202.500 · FWT Payable	-604.00	604.00
				202.501 · FICA Payable	-135.15	135.15
				202.501 · FICA Payable	-135.15	135.15
				202.501 · FICA Payable	-577.91	577.91
				202.501 · FICA Payable	-577.91	577.91
TOTAL					-2,030.12	2,030.12

Midtown Miami CDD
Check Detail
October 2019 through March 2020

Type	Num	Date	Name	Account	Paid Amount	Original Amount
Liability Check	**64946348**	**12/27/2019**	**IRS**	**101.007 · Wells Fargo Operating-8388**		**-2,119.12**
				202.500 · FWT Payable	-643.00	643.00
				202.501 · FICA Payable	-139.90	139.90
				202.501 · FICA Payable	-139.90	139.90
				202.501 · FICA Payable	-598.16	598.16
				202.501 · FICA Payable	-598.16	598.16
TOTAL					-2,119.12	2,119.12
Liability Check	**65689855**	**03/20/2020**	**IRS**	**101.007 · Wells Fargo Operating-8388**		**-2,111.14**
				202.500 · FWT Payable	-635.00	635.00
				202.501 · FICA Payable	-139.90	139.90
				202.501 · FICA Payable	-139.90	139.90
				202.501 · FICA Payable	-598.17	598.17
				202.501 · FICA Payable	-598.17	598.17
TOTAL					-2,111.14	2,111.14
Liability Check	**85179650**	**02/21/2020**	**IRS**	**101.007 · Wells Fargo Operating-8388**		**-2,111.14**
				202.500 · FWT Payable	-635.00	635.00
				202.501 · FICA Payable	-139.90	139.90
				202.501 · FICA Payable	-139.90	139.90
				202.501 · FICA Payable	-598.17	598.17
				202.501 · FICA Payable	-598.17	598.17
TOTAL					-2,111.14	2,111.14
Liability Check	**432639005**	**01/24/2020**	**IRS**	**101.007 · Wells Fargo Operating-8388**		**-2,111.16**
				202.500 · FWT Payable	-635.00	635.00
				202.501 · FICA Payable	-139.90	139.90
				202.501 · FICA Payable	-139.90	139.90
				202.501 · FICA Payable	-598.18	598.18
				202.501 · FICA Payable	-598.18	598.18
TOTAL					-2,111.16	2,111.16
Liability Check	**591101321**	**11/01/2019**	**IRS**	**101.007 · Wells Fargo Operating-8388**		**-2,030.16**
				202.500 · FWT Payable	-604.00	604.00
				202.501 · FICA Payable	-135.16	135.16
				202.501 · FICA Payable	-135.16	135.16
				202.501 · FICA Payable	-577.92	577.92
				202.501 · FICA Payable	-577.92	577.92
TOTAL					-2,030.16	2,030.16

MIDTOWN MIAMI
COMMUNITY DEVELOPMENT DISTRICT

10

MINUTES OF MEETING
MIDTOWN MIAMI
COMMUNITY DEVELOPMENT DISTRICT

The Board of Supervisors of the Midtown Miami Community Development District held a Regular Meeting on March 10, 2020 at 2:00 p.m., at the offices of the CDD, Shops at Midtown Miami, 3401 N. Miami Avenue, 2nd floor parking garage, Suite 132, Miami, Florida 33127.

Present and constituting a quorum were:

Joseph Padula	Chair
Michelle Jorge	Assistant Secretary
Angelo Masarin	Assistant Secretary

Also present were:

Cindy Cerbone	District Manager
Daniel Rom	Wrathell, Hunt and Associates, LLC
Ginger Wald	District Counsel
Juan Alvarez	District Engineer
Deborah Samuel	Operations Manager

FIRST ORDER OF BUSINESS **Call to Order/Roll Call**

Ms. Cerbone called the meeting to order at 2:00 p.m. Supervisors Padula, Jorge and Masarin were present, in person. Supervisors Vadia and Miranda were not present.

SECOND ORDER OF BUSINESS **Public Comments**

There being no public comments, the next item followed.

- **Discussion: Correspondence Related to Groundwater Monitoring in Support of No Further Action with Conditions (NFAC) for the FEC Buena Vista/Midtown Miami Brownfield Site**

This item, previously the Fourth Order of Business, was presented out of order.

A. Department of Regulatory and Economic Resources to Midtown Miami CDD

B. Department of Regulatory and Economic Resources to Suzanne Dewitt, Manager, Midtown Opportunities VIB, LLC

Mr. Alvarez stated that the Department of Environmental Resources Management (DERM) rescinded the groundwater monitoring completion letter and implemented the reopener clause of the Brownfield site covenant, as arsenic levels that exceed the site specific levels were found in the groundwater at Parcel 8 during the construction of the M Park and various other locations in the District. The District is being given time to conduct additional groundwater monitoring at numerous locations. Due to a conflict of interest with SCS Engineers (SCS), proposals from Terracon and Fred Clevenger would be presented at the April meeting. Terracon's Engineer suggested installing temporary wells near the original locations, submitting the test results to DERM, and making the argument that DERM's request for monitoring was not warranted. Discussion ensued about whether groundwater or potable water was being used for irrigation, etc.

Ms. Wald asked if the work at Parcel 8 may have caused damages to CDD property, since DERM was already aware that the levels existed. She recommended appealing DERM's request, as the District does not currently use or intend on using groundwater. Mr. Alvarez stated that DERM was concerned about the extent of the flume.

Ms. Cerbone stated that the proposals for remediation and the potential impact on the Fiscal Year 2021 budget would be included in the next agenda.

On MOTION by Mr. Padula and seconded by Ms. Jorge, with all in favor, authorizing the District Engineer to engage an Environmental Monitoring Services firm to perform a preliminary investigation, including installation of temporary wells, in not-to-exceed amount of $5,000, was approved.

THIRD ORDER OF BUSINESS Update: M Park Facilities

Ms. Samuel reported the following:

- While the revised plans were being submitted to the City, the footers for the playground equipment and the light poles were being dug today.

- Now that the various disciplines involved agreed and approved the new plans, delays were not expected.
- Additional funding for the water management issue and minor incidental costs might be necessary to complete the project.
- The final plan would be sent to Mr. Alvarez.

FOURTH ORDER OF BUSINESS **Discussion: Correspondence Related to Groundwater Monitoring in Support of No Further Action with Conditions (NFAC) for the FEC Buena Vista/Midtown Miami Brownfield Site**

A. Department of Regulatory and Economic Resources to Midtown Miami CDD

B. Department of Regulatory and Economic Resources to Suzanne Dewitt, Manager, Midtown Opportunities VIB, LLC

These items were presented following the Second Order of Business.

FIFTH ORDER OF BUSINESS **Acceptance of Unaudited Financial Statements as of January 31, 2020**

Ms. Cerbone presented the Unaudited Financial Statements as of January 31, 2020.

On MOTION by Mr. Padula and seconded by Mr. Masarin, with all in favor, the Unaudited Financial Statements as of January 31, 2020, were accepted.

SIXTH ORDER OF BUSINESS **Approval of November 12, 2019 Regular Meeting Minutes**

Ms. Cerbone presented the November 12, 2019 Regular Meeting Minutes.

On MOTION by Mr. Padula and seconded by Ms. Jorge, with all in favor, the November 12, 2019 Regular Meeting Minutes, as presented, were approved.

SEVENTH ORDER OF BUSINESS Staff Reports

A. Operations Manager: *Deborah Samuel*

I. Monthly Report

Ms. Samuel presented the Operations Manager's Report and highlighted the following:

- Certain sidewalk and paver areas identified by the Insurance Adjuster were repaired to prevent future slip and fall claims; the reason for aggressive spending.
- Ballasts were being welded and screwed into the ground to strengthen the connection and prevent future damage.
- Holiday lighting was extended at no extra charge; she commended the company on reliability and doing an amazing job.
- Additional water spigots, spouting city water were installed to maintain the streets and sidewalks, at various locations, due to the additional density in the area.
- Target assigned drive up spaces on the 2nd floor garage for their drive up program.
- Capital Projects:
  - ✓ M Park: Previously discussed.
  - ✓ LED Retrofit Program: Both projects were proceeding now that the light was selected.
- Infrastructure Punch Lists: Midtown 8 items were extensive and ongoing. Midtown 6 was completed. The City was aggressively helping secure the miscellaneous punch list items to be completed; otherwise, future permits would no longer be issued.
- Crown Castle was installing 5G throughout the area and other internet providers secured bonds. Requiring surety bonds and Total Cost of Ownership (TCO) had proven helpful in getting the work completed.

II. Parking Information

- **Executive Summary**
- **Transient Parking Year Over Year Comparison**
- **Revenue by Lane Report**

These items were provided for informational purposes.

B. District Counsel: *Billing, Cochran, Lyles, Mauro & Ramsey, P.A.*

There being no report, the next item followed.

C. District Engineer: *Alvarez Engineers, Inc.*

There being no report, the next item followed.

D. District Manager: *Wrathell, Hunt and Associates, LLC*

- **NEXT MEETING DATE: April 14, 2020 at 2:00 P.M.**
  - **QUORUM CHECK**

Supervisors Padula, Masarin and Jorge confirmed their attendance at the April 14, 2020.

EIGHTH ORDER OF BUSINESS **Audience Comments/Supervisors' Requests**

There being no audience comments or Supervisors' requests, the next item followed.

NINTH ORDER OF BUSINESS **Adjournment**

There being no further business to discuss, the meeting adjourned.

On MOTION by Mr. Padula and seconded by Mr. Masarin, with all in favor, the meeting adjourned at 2:33 p.m.

[SIGNATURES APPEAR ON THE FOLLOWING PAGE]

158
159
160
161
162
163
164 _____ _____
165 Secretary/Assistant Secretary Chair/Vice Chair

MIDTOWN MIAMI
COMMUNITY DEVELOPMENT DISTRICT

11AI

Midtown Miami Community
Development District

3401 N. Miami Avenue, Suite 132
Miami, Florida 33127
305-573-3371

Managers' Report May 12, 2020

COVID Staffing

Lanier Parking Staff Attendants - Overall hours have been reduced from 320 hours weekly down to 184. There have been no furloughs, rather we have applied uniform reductions to all staff from 40 hours down to a scheduled 26-28 per week.
Allied Security- we left staff in place as is because if the stores being boarded up and closed in an attempt to prevent damages to infrastructure and having a security presence on site with so many residents on site. We were going to explore with the board at the May meeting reducing hours if things weren't scheduled to open soon

ICC Staff - We left the ICC staff in place because of the pandemic we felt they were needed to sanitize the common areas as Target was open and residents were out and about on-site, we did special projects to include pressure washing clean trash receptacles painting cleaning pipes … please see attached. . We were going to explore with the board at the May meeting reducing hours if things weren't scheduled to open soon SEE EXHIBIT A

Office staff - we have been rotating on site and We were going to explore with the board at the May meeting reducing hours if things weren't scheduled to open soon

Parking Adjustments and Reduced Staff Hours

Please find the updated and attached COVID-19 related balance adjustment tracking sheet. Presently, due to confirmed non activity for month of April we presently have a pending adjustment in the amount of $21,951.80, that total to be broken out as follows: SEE EXHIBIT B

North Garage, $11,780.00
South Garage, $9,981.80
Midblock Garage, $190.00

Additionally we prepared the-second round of May adjustments due to anticipated inactivity. That total presently stands at $4,275.00 to be broken out as follows:

North Garage, $1,900.00
South Garage, $2,375.00

We reduced our attended hours of operation of the garage to mirror the operating hours of Target and the Miami Dade County curfew orders. Overall hours have been reduce from 320 hours weekly down to 184. There have been no furloughs, rather we have applied uniform reductions to all staff from 40 hours down to a scheduled 26-28 per week.

Capital Improvements Status

Capital Projects 2019-2030

LED Retrofit Lighting Roof top
NB Garage rescheduled for 2020/2021 . . . . . $59,000.00

LED Retrofit Lighting Roof top
SB Garage 2020/2021 . . . . . $26,000.00

Midtown Community park . . . . . - SEE BELOW

Midtown Miami Community Park

Park Update:

Park: The park playground equipment has been delivered. We are moving forward with the remediation plan in which in the Kids playground area we are removing 1 foot of contaminated soil, install a liner and fill above the liner 1 feet of clean soil. Also the benches and the fence had to be re-engineered not to penetrate the 24 inch barrier. With all of this said all of the remediation changes need to be reflected on shop drawings by the different disciplines. Completed thus far:

Installed temporary construction fence

Demolished trellises, pavers, foundations, old water fountain pit.

Relocated park trees (Royal Palms and Veitchia Palms) within the district

Graded and leveled the area

Planted new trees

Playground equipment plans reviewer requested DERM's input on plans; soil test as we are a brown field site.

Relocated new trees because DERM

Retained environmental consultant and decontamination GC

Received playground equipment

Removed the newly planted trees

Removed 1 foot of contaminated soil from the west side of the park

Coordination with the landscaping team

Retained a civil engineer

Exposed the existing drain

Approved to remove 1 foot of contaminated soil from the east side of the park

City of Miami Public Art Division requested we incorporate art or pay a fee.

Jan 2020 will start to remove the 1 foot of soil from the east side

Restore piping for existing drain

Survey as is grading

Civil Engineer will provide grading plan

Architects 3rd revision 02/25/2020

Civil Engineering plan 03/02/2020

Revisions sent into City

ARC Stacked out the playground equipment 03/02/2020

Electrical plans – location of Light poles to pour footers.

Irrigation plans – Location of sprinkler heads, etc..

Dig playground equipment footers 03/16/2020

Passed City rough inspections

Fill playground footers with concrete

Civil Plans approved by City

Dig light fixture footers & electrical conduits trench

Passed Special Engineer footer and rough inspections

Fill light pole fixture footers with concrete

Fill electrical conduit trench with dirt

Infrastructure Punch List

Midtown 8-Construction is in process we have created an on going Punch list to document damages and notify owners SEE EXHIBIT C

MISC punch List- We started a MISC punch list to address the Utility and after infrastructure work SEE EXHIBIT D

Special Projects 2020

PRESSURE CLEAN SIDEWALKS

Target entrance 1st Level, pressured cleaned.

In front of Target area, 1st Level.

Bleaching and disinfecting front of Midtown 4

Bleaching and disinfecting the pavers by planter in front of Midtown 4

Pressure cleaning between Midtown blvd. from 34st. 32 st. (MBE)

Pressure cleaning in front of Victory Lounge MBE

Pressure cleaning the sidewalk by Tap 42 (MBE



Pressure cleaning the walls of the ramp by 36 st. North block garage.



Pressure cleaning the ramp leading to the second level of North block garage.

Pressure cleaning walls om ramp of 36 st. North block garge.

Pressure cleaning the ramp 2nd level North block.

Pressure cleaning the Eastside sidewalk of Midtown Blvd. between 34 st. and 32st. From Midtown 4 to Pasion del cielo.

PRESSURE CLEAN FRONT OF RESTAURANTS MIDBLOCK EAST

BEFORE Bleached and pressure clean the front of ICHIMI at Midblock East westside .

AFTER , bleached and disinfected. ICHIMI Midblock Ease westside Buena Vista Blvd.

BEFORE bleaching an disinfecting then pressure cleaning front of Ayesha at Midblock East westside .

AFTER bleaching, disfecting and pressure cleaning the front of Ayesha .

BEFORE Bleaching, disfecting an pressure cleaning the front of My Ceviche .

AFTER Bleaching, disinfecting an pressure cleaning the front of My Ceviche.

BEFORE Bleaching , disinfecting an pressure cleaning the front of Five Guys.

AFTER bleaching , disinfecting and pressure cleaning the front of Five guys.

BEFORE bleaching, disinfecting and pressure cleaning in front of Riveria.

AFTER bleaching,disinfecting the front of Riveria.

AFTER Bleaching , disinfecting and pressure cleaning the front of Giraffas.

AFTER Bleaching . disinfecting and pressure cleaning the front of Carrot Express.

AFTER Bleaching . disinfecting and pressure cleaning the Westside sidewalk from old 100 Montaditos to Riveira.

PRESSURE CLEAN MIDBLOCK WEST

Pressure cleaning Westside of Buena Vista Ave , from Hurrican Grill to Rubios .

Front of Hurricane Grill , pressured cleaned.

Front of Rubio pressured cleaned.

MIDTOWN 3 HYDE PRESSURE CLEAN

Pressure cleaning the front of Starbucks .

MIDTOWN 2 PRESSURE CLEAN

Pressure cleaning in front of Saluemeria.

Pressure cleaning in front of Miid Rise 2.

Eastside side walk pressured cleaned from Little Hen to Chase.(Midtown Blvd.)

BLEACHING/DISINFECTING TRASH CANS

Bleaching/ disfecting trash bins (30 st. Westside side walk) by walmart lot.

Bleaching/Disinfecting Trash bins (29st. North Miami Ave.)

Bleaching/Disinfecting Trash bins (31st. North Miami Ave.)

Bleaching/Disinfecting Trash bins (32st. North Miami Ave.)

Bleaching/Disinfecting Trash bins (between North Miami Ave & Buena Vista Blvd)

Bleaching/Disinfecting Trash bins (Target area)

Bleaching/Disinfecting Trash bins (Target area)

Bleaching/Disinfecting Trash bins (34st. Midtown Blvd. NE corner)

Bleaching/Disinfecting Trash bins (34 St. North Miami Ave.)

YELLOW LINES PAINTING NORTHBLOCK



BEFORE yellow line was painted. 3rd Level North block.



AFTER yellow line painted. 3rd Level North block



BEFORE yellow line is painted. Staircase L 3rd Level North block.

AFTER yellow line painted. Staircase L 3rd Level North block.

BEFORE yellow line was painted. Staircase K 3rd Level North block.

AFTER yellow line painted. Staircase K 3rd Level North block.

BEFORE yellow stripe at Ground Level South block.

AFTER yellow stripe painted. Ground Level South block.

STAIRCASE DISINFECTING RAILING & PIPES NORTH BLOCK

Disinfecting railings & pipes in staircase A 4th Level down to 1st Level North block

Disinfecting railings & pipes in staircase B 4th Level down to 1st Level North block.

Disinfecting railings & pipes in staircase C 4th Level down to 1st Level North block.

Disinfecting railings & pipes in staircase D 4th Level down to 1st Level North block.

Disinfecting railings & pipes in staircase F 4th Level down to 1st Level North block.



Dusting the pipes North block 2nd Level Core B

Dusting the pipes North block 2nd Level Core B



Dusting the pipes North block 2nd Level Core C

Dusting the pipes North block 2nd Level Core C

Dusting the pipes North block 2nd Entrance to 34 St. parking

PAINTING GRAFFITIS

BEFORE Painting graffiti by 36 street North Miami in front of Ross (North block).

AFTER Painting graffiti by 36 street North Miami in front of Ross (North block).

BLEACHING SIDEWALKS WHOLE DSITRICT

Disinfecting the sidewalk by Marshalls North block 1st level.

Disinfecting the front of Target, North block 1st level.

Disinfecting Sidewalk of Target area.

Disinfecting at 36 street between Buena vista and North Miami Ave.

Disinfecting the parking spaces by 34 street North Miami Ave. (Dicks Sporting Goods area).

Disinfecting by Dicks Sporting Goods. North block.

Disinfecting at the 3rd level of North block garage Core C.

DISINFECTING CONDO SIDE

Disinfecting the areas of Starbuck at Midtown 3.

Disinfecting by Kale Me Crazy Midtown 3.

Disinfecting the planters by Midtown 3 Midtown Blvd. side walk.

Disinfecting between Midtown 2 & 3.

DISINFECTING MIDTOWN 2

Disinfecting in the back of Midtown 2 East Coast Ave.

Disinfecting by XOXO cleaners of Midtown 2 35 St.

Disinfecting by The Little Hen Midtown 2 35 St. Midtown Blvd.



Disinfecting by Angelina’s at Midtown 2.

Disinfecting by Black Brick at Midtown 2.

Disinfecting by Chase Midtown 2.

DISINFECTING MIDTOWN 4

Disinfecting the side walk by Midtown 4, 34 street Midtown Blvd.



Disinfecting the side walk by Midtown 4 by South Dental.

Disinfecting the side walk by Midtown 4 by Ms. Benedict.

Disinfecting the side walk between Midtown 4 & 5.

Disinfecting the side walk by Midtown 4 by Vintage Liquor.

Disinfecting the side walk by Midtown 4 by I Shushi.

Disinfecting the side walk by Midtown 4 by Pure Power. East Coast Ave.

Disinfecting the side walk in back of Midtown 4 East coast Ave.

Disinfecting the side walk by Midtown 4 back entrance to parking garage.

Disinfecting the side walk between Midtown 5 &4.

Disinfecting the side walk between Midtown 5 &4 by Pasion Del Cielo.

Disinfecting the planter in front of Passion Del Cielo Midtown 4.

PAINITNG / TOUCHUPS NORTH BlOCK

Painting at the 2nd level of North block garage.

Core B retouches (Painting).

Core C by exit to street North block 2nd level.

Painting/retouching Parking office.



Painting /retouching Front of Parking and Maintenance office.

Bleaching and disinfecting front of Midtown 4

Bleaching and disinfecting the pavers by planter in front of Midtown 4

Pressure cleaning between Midtown blvd. from 34st. 32 st. (MBE)

EXHIBIT B Monthly Parking Adjustments

North Block							
Account #	**Account**	**Months to be Adjusted**	**Amount to be Adjusted**	**Notice Date**	**Last Garage Use**	April	May
6956626	Andres Morales	April	$95.00	03/23/20 - 9 Days	03/12/20	$95.00	
6912685	KZ Architecture	April	$190.00	03/30/20 - 2 Days	03/22/20	$190.00	
6953672	Tomas Lauzurique	April	$95.00	03/30/20 - 2 Days	03/19/20	$95.00	
6906809	Ana Patricia Mena	April	$95.00	04/01/20	03/17/20	$95.00	
6954918	Marines Ponce	April	$95.00	03/30/20 - 2 Days	03/18/20	$95.00	
6906821	Brenda Whipple	April	$95.00	04/08/20	04/03/20	$95.00	
6959662	Neuelane	April	$95.00	04/03/20	03/11/20	$95.00	
6932229	Nicolas Valencia	April	$95.00	04/01/20	03/26/20	$95.00	
6906952	STA Architectural Group	April	$190.00	04/02/20	03/20/20	$190.00	
6960102	Tamar Lapco	April	$95.00	03/29/20 - 3 Days	03/13/20	$95.00	
6929407	Sisley Cosmetic	April	$190.00	04/06/20	03/22/20	$190.00	
6906861	Gladys Trejo	April	$95.00	04/05/20	03/18/20	$95.00	
6906927	Peter Berntsen	April	$95.00	04/06/20	03/24/20	$95.00	
6958029	Erick Valdes	April	$95.00	03/19/20 - 13 Days	03/19/20	$95.00	
6906968	World Media, INC	April	$3,610.00	03/16/20 - 16 Days	03/16/20	$3,610.00	
6908419	Tedge	April	$950.00	03/23/20 - 9 Days	03/30/20	$950.00	
6920892	Venetian Nail Spa	April	$1,520.00	03/16/20 - 16 Days	03/20/20	$1,520.00	
6906954	Studio Kaza	April	$760.00	04/03/20	04/02/20	$760.00	
6906843	EWC Wax LLC	April	$1,235.00	03/18/20 - 14 Days	04/01/20	$1,235.00	
6953272	Larisa Mathur	May	$95.00	04/16/20	03/18/20		$95.00
6906959	The LAF Group	May	$190.00	4/22/30- 8 days	04/20/30		$190.00
6954327	Converge GPS	May	$285.00	05/01/20	03/25/20		$285.00
6906986	Kivvit	May	$570.00	04/16/20	03/20/20		$570.00
6906945	Sherry Wallace	April & May	$190.00	04/16/20	03/18/20	$95.00	$95.00
6906799	3650 N Miami Ave. LLC	May	$285.00	04/28/20	03/22/20		$285.00
6957401	Boffi Miami LLC	April	$285.00	04/16/20	03/16/20	$285.00	
6955045	Valeria Espineira	April & May	$190.00	04/19/20	03/18/20	$95.00	$95.00
6959640	Braulio Gallegos	April & May	$190.00	04/16/20	03/14/20	$95.00	$95.00
6937946	Fabiola De Andrade	April & May	$190.00	04/16/20	03/16/20	$95.00	$95.00
6936085	Mia Cucina	April	$1,330.00	04/16/20	03/19/20	$1,330.00	
6906958	The Factory Interactive	April & May	$190.00	04/16/20	03/20/20	$95.00	$95.00
Total for North Block			**$13,680.00**			**$11,780.00**	**$1,900.00**

South Block							
Account #	**Account**	**Months to be Adjusted**	**Amount to be Adjusted**	**Notice Date**	**Last Garage Use**		
6948665	Care Resource	April	$5,326.80	04/02/20	03/19/20	$5,326.80	
6919124	Hammer and Nails Grooming Shop	April	$570.00	03/30/20 - 2 Days	03/27/20	$570.00	
6913259	Fuego Enterprises	April	$475.00	03/16/20 - 16 Days	03/16/20	$475.00	
6907043	Hinojosa Design Studio	April	$285.00	03/31/20 - 1 Day	03/24/20	$285.00	
6953677	Catalogs.com	April	$285.00	03/26/20 - 6 Days	03/16/20	$285.00	
6954166	Yaizzet Cebrian	April	$95.00	03/19/20 - 13 Days	03/26/20	$95.00	
6948990	Art Market Liaison	April	$190.00	03/25/20 - 7 Days	03/12/20	$190.00	
6907147	Social Thinking	April	$285.00	03/25/20 - 7 Days	03/27/20	$285.00	
6939208	Lava Studio	April	$190.00	03/25/20 - 7 Days	03/23/20	$190.00	
6956029	Allison Ramirez	April	$95.00	03/22/20 - 10 Days	03/22/20	$95.00	
6948895	Luisa Quesada Arias	April	$95.00	04/08/20	03/12/20	$95.00	
6943819	Jaco Brittany	April	$95.00	03/31/20 - 1 Day	03/10/20	$95.00	
6956812	Andreza Rocha	April	$95.00	03/30/20 - 2 Days	03/16/20	$95.00	
6960174	Gloria Jimenez	April	$95.00	03/23/20 - 9 Days	03/23/20	$95.00	
6946345	Jamie Kravitz	April	$95.00	03/30/20 - 2 Days	03/13/20	$95.00	
6955789	Doodle + Code	April	$285.00	03/20/20 - 12 Days	03/11/20	$285.00	
6940644	Cesar Rojas Morales	April	$95.00	03/20/20 - 12 Days	04/14/20	$95.00	
6942956	Ryan Waterman	April	$95.00	04/01/20	03/21/20	$95.00	
6953013	Andrea Pastoriza	April	$95.00	03/26/20 - 6 Days	03/26/20	$95.00	
6954553	Aura Acosta	April	$95.00	03/26/20 - 6 Days	03/31/20	$95.00	
6948589	Clara Londono	April	$95.00	03/31/20 - 1 Day	03/17/20	$95.00	
6957405	Katie Graves	April	$95.00	03/30/20 - 2 Days	03/10/20	$95.00	
6946680	Neuelane	April	$190.00	04/03/20	03/12/20	$190.00	
6956969	Susana Williams	April	$95.00	03/27/20 - 5 Days	03/16/20	$95.00	
6955731	Alexa Frankel	April & May	$190.00	04/16/20	03/30/20	$95.00	$95.00
6945368	Andres Gomez	April & May	$190.00	04/23/20	03/12/20	$95.00	$95.00
6956180	Pham Nguyen	April & May	$190.00	04/16/20	03/19/20	$95.00	$95.00
6954225	Bianca Mendoza	April & May	$190.00	04/16/20	03/11/20	$95.00	$95.00
6957483	Fabio Romero	April & May	$190.00	05/01/20	03/16/20	$95.00	$95.00
6907022	Eduardo Sada	May	$95.00	04/23/20	04/17/20		$95.00
6947439	Michele Mardorf	May	$95.00	04/28/20	03/22/20		$95.00
6940769	The Mens Wearhouse	May	$570.00	04/30/20	04/08/20		$570.00
6936439	Alejandra Gonzalez Valle	May	$95.00	04/27/20	04/12/20		$95.00
6952819	Alexander Demas	May	$95.00	04/16/20	03/12/20		$95.00
6953617	Ulysse Nardin Inc.	May	$475.00	05/01/20	03/17/20		$475.00
6908094	Craig Ambrosio	May	$95.00	04/16/20	04/04/20		$95.00
6956535	Genesis Najera	April	$95.00	04/16/20	03/16/20	$95.00	
6953680	Plum Inc.	May	$380.00	04/16/20	03/12/20		$380.00
Total for South Block			**$12,356.80**			**$9,981.80**	**$2,375.00**

Mid Block							
Account #	**Account**	**Months to be Adjusted**	**Amount to be Adjusted**	**Notice Date**	**Last Garage Use**		
6913356	Hinojosa Design Studio	April	$190.00	03/31/20 - 1 Day		$190.00	
Total for Mid Block			**$190.00**			**$190.00**	

Total for all Garages	**$26,226.80**	**$21,951.80**	**$4,275.00**	**$26,226.80**

Midtown 8 Damages

Please note: Pending points below need to be addressed **before** Districts approval of TCO/CO.

1. **Lot 8 north side & NE 30th Street** - south side - Damaged irrigation pipes
   Fix irrigation pipes / zones
   20190430 – Not all areas are working
   20190514 – Open till meter install & testing of all irrigation. (Meter has been applied for 2019/06)
   20190722 – Walk with Jessie R; Yuri from BrightView Irrigation department will fix the issues for Yard 8.

2. **Lot 8 north side & NE 30th Street** - east side – Backflow has been removed, needs to be reconnected.

   is not connected to the exiting main irrigation line!
   20190514 – Open till meter install & testing of all irrigation.
   20190722 – Walk with Jessie R; Yuri from BrightView Irrigation department will fix the issues for Yard 8.

3. **Lot 7 south side by east driveway (**NE 30th Street**)**; replace damaged grass. (05/30/2017) See point 4.

4. **Lot 7 south side opposite Midtown 8 west driveway**
   Damaged by a dumpster delivery! (NOT done by M8)

5. **Lot 7 east driveway** - Adding to point 2: Delivery truck destroyed the grass. (2017/06/28)
   Grass has been replaced by Rock. Irrigation has been capped OFF.
   Area will be restored (Grass & Irrigation) upon building completion.
   20190514 - Open till testing of all irrigation.
   20190722 – Walk with Jessie R; Yuri from BrightV Yard 8.

6. **Lot 8 northeast side entrance** - Adding to point 1: has been approved and irrigation also here is damaged.

7. **Lot 8 Northeast corner** - 2 Gumbo Limbo trees have been unapproved "removed";
   #60 & #61. Girard will send bill. (2017/09/05)
   20180115 received estimate. Girard AEW38490 & Warranty Letter. (2x 10" Gumbo Limbo $17,916.00)
   20180115 Neil acknowledged. **Need** *Warranty* letter!!
   20190514 For 2 years.
   20191213 Still have not received the warranty letter.
   20200119 Still have not received the warranty letter.

8. **Lot 8 North west corner**
   (still on 20190501 NOT Working)

9. **Lot 8 North side center**
   (still on 20190501 NOT Working)

10. **East Coast Ave**. – Trash between the Benjamin Ficus shrubs.

11. **Lot 7 east driveway –** West of that damaged sidewalk. (Mastec: 20180717_095944)
    See image taken 12/13/2019 (20191213_121345)

12. **Lot 8 Entrance** - MASTEC

    a. Street Lights conduit damaged and also the 3 electrical cables cut. (Image20180720_141450)

    b. Drain pipe leaking into earth (Image: 20180720_142053)

13. **Lot 8 North side Catch basins**; Need to "replace" center and west side French drains.
    (Image: 20180823_123625 & 20180823_123651)

14. **Lot 8 North West side sidewalk & Planter**; damaged concrete and planter. (Image 20180827_114330 & 20180827_114337)

15. **Lot 8 Northeast corner** – Water (Irrigation) pipe has been damaged under construction catch basin. (Image

20181024_103102_IMG_0731)

16. **Lot 8 Midtown Blvd street & Curb** – Check damages on asphalt and curb (Image 20181126-WA0008)
    20190514 – Wait till work on West side is complete.

17. **See Point 15**. Water loos bill needs to be paid.
    20190502 Provided Jessie Brightview bill; SO 6832653
    20200119 Requested BrightView and update on payment.

18. **Lot 8 NE 29th Street**; North side – Several sidewalk areas will need to be repaired. (Image 20190110_141911)

19. **Lot 8 NE 29th Street**; North side – east and west of entrance curb needs to be repaired (Image 20190110_142245)

20. **Lot 8 NE 29th street**; North side – Remove concrete all over drain (West of entrance) (Image 20190110_142125)

21. **Lot 8 NE 29th street**; North side – Irrigation pipe damaged. (Image 20190110_142402)
    20190514 - Open till testing of all irrigation.

22. **Lot 8 NE 29th street**; North side – Resod planter area's.

23. **Lot 8 NE 29th street**; West side – Will check once cleared out of trash & construction debris.

24. **Lot 8 NE 29th street**; North side – Reinstall missing light post, west of entrance? (Image 20190110_140444)

25. **Lot 8 NE 29th street**; North side Re-Asphalt road.

26. **Lot 7 SW & 8 NW Corner & 30th street**; New sidewalk red marking (ATT) (20190321)
    20190424 - truck drove over asphalt and it is all over the sidewalk.
    20190514 – Will clean ASAP

27. **NE 29th street;** street light fixtures (5) are not District standard.
    20190514 – Possible Exemption.

28. **NE 29th street;** planters are not District standard green island ficus
    20190514 – will be replaced
    20190722 – Walk with Jessie R; Juan Carlos from BrightView landscaping will fix the issues for Yard 8.

29. **NE 29th street;** Concrete residues in several areas.
    20190514 – Will be cleaned & grinded off

30. **NE 29th street;** Trip hazard by storm drain
    20190514 – Will be grinded down.

31. **NE 29th street;** construction trash in planters
    20190514 – Will be cleaned

32. **NE 29th street;** cracked concrete sidewalks (see point 19); by FPL pole west of the exit.
    20190514 – Fix concrete

33. **NE 29th street;** Trip hazard by WASD dented lid; by FPL pole east of the exit.
    20190514 – Will get straighten out

34. **NE 30th street;** Trip hazard by WASD dented lid west side of center drive way.

35. **NE 30th street;** Trash receptacles are not District standard.
    20190514 – District will provide quote from vendor for 2 trash receptacles; email
    20190722 –Jessie R; He has ordered.

36. **NE 30th street;** Trip hazard on side walk on the west side
    20190514 – Remove Metal straps & grind concrete
    20190528 Metal straps have been removed.

37. **NE 30th street;** planters are not District standard green island ficus

20190514 – provide green island ficus.
20190722 – Walk with Jessie R; Juan Carlos from BrightView landscaping will fix the issues for Yard 8.

38. **NE 30th street;** landscaping light fixtures are not District standard
20190514 – District will provide HOLM LED landscaping Light fixture information; email

39. **Midtown Blvd. by NE 29th street**; Gutter buddy is not installed, will need drain to be cleaned
20190514 – Will be done once the west side has been done.
20190722 – Walk with Jessie R; Inspector requested Yard 8 to clean / empty out drain

40. **Midtown Blvd. West Side of property 8;** Restauration of the sidewalk, planters, landscape lighting, irrigation, curb, proposed, valley gutter, etc.. (see point 23)
20190514 - We will check this area once the area has been done.
20191213 – There are 2 areas where we have water retention on the sidewalks; between ownership and ROW. (Images: 20191213_122037 & 20191213_122503)
2nd south planter is cracked and full of damages

41. **Lot 8 NE 29th street**; North side – We don't know if CDD electricity reaches the Median island on NE 29th street.

42. **NE 30th Street**; South side – On who's electric are the landscaping lights connected?

43. **NE 30th Street**; South side – No parking lanes striping, they are missing. (image 20190529_135813)

44. **Midtown Blvd. East Side;** Remove all construction trash in tree planter.

Wood Partners:

- Backflow preventer will be replaced. Location still unknown.
20181
20190107 Kimley-Horn/Wood Partners will revise plans
20190114 Meeting with Kimley-Horn planned
20190501 Backflow has been installed; still missing meter and do not know it is connected to existing main irrigation line!
Meter has been installed; 2" Serial: 19312813

- Tree mitigation Plan (15 to remove & 3 to relocate)
20170818 Requested update
20181109 Requested update
20190110 City of Miami – Environmental Resources - David Deloach; said permit has been approved.
20190220 Send Jessie the agreed trees.
20190722 – Walk with Jessie R; 1 tree is dead it will get replaced.

- WASD bill 2019/10/10 Refund on the $1,400
as of 12/13/2019 this is still not resolved.
20200117 They hired a process Runner as they could not get the meter on a CDD account.

Notes:

- **NE 30th Street** - Removed Light pole (Hess FARO – Star Track); Where is it?
20190514 – Jessie will check with KAST and Tariq will check for Alternative solutions.
201905xx Wood Partners will provide a check to the CDD.
20190722 – Walk with Jessie R; Check directly to vendor.

20191015 Jessie Reyes; "Do not want to do anything till we have water operational"

EXHIBIT D - Misc Punch-list

Miscellaneous Damages in the District

1. **NE 29th Street** - All Aboard Florida: 03/07/2017
   Provided Fabiola (City of Miami) again all the open info on 20190529.
   20190619 Mentioned in City of Miami MOT meeting. (Mario, Collin & Genady)
   20190731 Mentioned in City of Miami MOT meeting. (Mario, Collin & Genady)
   20190925 Mentioned in City of Miami MOT meeting. (Mario, Collin & Genady)
   20200122 Mentioned in City of Miami MOT meeting. (Mario Machin, Alejandro Munera)
   20200213 Went to see Charles Alfaro to discuss.
   20200219 Mentioned in City of Miami MOT meeting. (Mario Machin, Genady Beylin & Charles Alfaro)

1. The irrigation system is NOT installed.
2. The electricity to the landscaping lights is NO longer working
3. One landscaping pedestal has been removed.
4. The landscaping light pedestals are no longer centered within the median!
5. The Royal Palms are no longer centered within the median!
6. There is on the east side an unfinished cable (for a pole?) sticking out of the ground.

2. **Midtown Blvd. (from NE 29th Street till North of Midtown 5)** - Comcast: Permit 17-027 - 06/19/2017
   Comcast Contracted CWSI Florida; CWSI Florida contracted Perfect Underground Construction to do the directional boring.
   Perfect Underground Construction damaged;

- Main Irrigation line 06/22/2017; that got fixed on 06/23/2017.
- Dumping concrete on Lot 7 06/20/2017; removed on 07/11/2017
- Several landscaping lights 07/11/2017; fixed on 07/26/2017
- Several areas on the Midtown Blvd. sidewalk between NE 30th STR and NE 33rd STR have compacted with cold asphalt as they are not done yet.
- Damaged electrical cable under the sidewalk between Midtown 4 and Midtown 5.
- Payment of Electrician who did the Emergency Repair.
- Several areas on the Midtown Blvd. sidewalk between NE 29th STR and NE 30th STR have compacted with cold asphalt as they are not done yet.
- Damaged electrical cable under the sidewalk between Midtown 6 and Midtown 7. (20180130)
- Midtown Blvd. between Midtown 5 & Midtown 4; Newly poured area is a trip Hazard and needs to be corrected & Re-poured. (done 2018/10/22)
- Midtown Blvd. between Midtown 5 & Midtown 4; Rock salt has been left in planter. 20180423_112826
- Midtown Blvd. between Midtown 8 & Midtown 6; several trip hazards need to be grinded down. (5/21/18 still needed)
- Several areas on the Midtown Blvd. sidewalk between NE 29th Street and NE 30th Street have to be redone.
- Leak below sidewalk between Midtown 5 and 4
  Met on 4/26/2019 with Yuri (BrightView) and Duane (CWSI FL)

20190508 CWSI FL approved BrightView estimate to start the work.
20190523 CWSI FL will pay BrightView for the work

3. N. Miami Ave. – DMSI

1. Irrigation on North Miami Ave.; Several areas on the Median.
   11/30/2017 – irrigation cables have been cut, system is working now (temporary) on batteries, waiting for parts.
   Several areas are fixed (Subway) but not completely done (Mattress firm)
2. Irrigation on North Miami Ave. & NE 29th Street; 1/16/2018
   Broke; Mainline, Zone line wires, Sleeve
3. Irrigation & Irrigation cables on North Miami Ave. center median; 8/21/2018

4. N. Miami Ave. - 15 street lights are not working since hurricane Irma came by on 09/09/2017.
10/03/2017, 10/19/2017, 11/30/2017, 12/29/2017, 01/11/2018, 01/18/2018 lights are still out.

5. Midtown 4 – Cooling Tower Replacement Project 11/10/2017

1. Need to replace 2 bollards (Not Done 10/22/2018)
   05/03/2019 Wanda called me back concerning the payment
   05/06/2019 Spoke to Wanda face to face.
   05/22/2019 Spoke to Wanda face to face.
   06/17/2019 Spoke to Wanda face to face.
   7/31/2019 Management company got replaced.
   8/08/2019 Follow-up with Javier Mella the new property manager.
   8/16/2019 Follow-up with Javier Mella the new property manager.
   9/25/2019 Follow-up with Javier Mella the new property manager.
   10/15/2019 Follow-up with Javier Mella the new property manager.
   11/25/2019 Met Javier, you can finish this year; moratorium starts tomorrow!
2. Need to RE-install parking sign – DONE 4/20/2018.
3. Need to replace damaged concrete – Quote approved by Nathalie – Will Start middle Jan 2018 – 4/20/18 subcontractor has NOT been paid yet! – Paid 4/24/2018
4. Need to replace damaged landscaping; Sod, Irrigation parts, etc. – Quote approved by Nathalie – Will start 1/8/2018. – 4/20/18 subcontractor has NOT been paid yet! – Paid 4/25/2018

6. N. Miami Ave. – Mastec

- Asphalt repairs – On N. Miami Ave itself.
- Concrete side walk repairs – By the newly installed man hole.
- Parking Lane repair
- Removal of old asphalt in parking lane.

7. Midtown Blvd. & NE 29th Street – Mastec; (AT&T 2 manhole's)
We had a meeting here in the CDD office with Mastec crew and relocated the 5G Pole. (05/31/2019)

- Side Walk - Concrete repairs needed.; Mastec; Jean Collado

- NE 29th street west side of Midtown Blvd.
- Midtown Blvd; west side south of Walmart driveway

1. 2019/04/30 Mastec braking concrete in the sidewalk. They left as we stopped them – Rafael Osorio
2. 2019/05/02 Mastec showed up again to drill a hole in the sidewalk. They left as we stopped them – Rafael Osorio & supervisor; Clinton Weissing.

- Side walk – concrete repairs
- Side Walk pressure cleaning 811 call before you did spray paint

8. **Midtown Blvd. & NE 36th Street & NE1st CT** – Mastec; (MCI 1 Manhole) (Project 07DFP Armando)
   - Fix concrete
   - Side Walk pressure cleaning 811 call before you did spray paint

9. **NE 36th Street & N. Miami Ave.** – Mastec; (MCI Several Manhole's) (Project 06DFP Armando)
   - Fix concrete on several areas of NE 36th street
   - Side Walk pressure cleaning 811 call before you did spray paint

10. **NE 32nd Street & N. Miami Ave.** – Comcast – NOT Started YET! (20190618)
    Sidewalk damages, SOW bidirectional boring, installing man hole and pulling cable from man hole to man hole.

11. **N. Miami Ave. between NE 32nd & NE 34th Street** – Comcast – NOT Started YET! (20190618)
    Sidewalk damages, SOW bidirectional boring, installing man holes and pulling cable from man hole to man hole.

12. **NE 32nd Street & MBE** – Comcast – NOT Started YET! (20190618)
    Sidewalk damages, SOW bidirectional boring, installing man holes and pulling cable from man hole to man hole.

13. **East Coast Ave** - Hotwire –(20190618)
    Sidewalk damages, SOW bidirectional boring, installing man holes and pulling cable from man hole to man hole.

14. **Midtown Blvd.** – Mastec (29th till 32nd - (20190731)) Mr. Salvador Garcia.
    No road damages, SOW pulling cable from existing man hole to existing man hole.

15. **NE 32nd Street & MBE** & **Midtown 5** – Mastec – NOT Started YET! (20190618) Natalie Marsal (FLTTC)
    No road damages, SOW pulling cable from existing man hole to existing man hole.

16. **NE 36th Street – UNKNOWN** (Sat 10/29/2019)
    Sidewalk damages. (Email to Juvenal 10/31/2019)

17. **NE 36th Street & Buena Vista Ave.** – FDOT (12/12/2019 -> starts 01/06/2020) Installation of traffic lights
    1. Pressure Wash sidewalk to remove 811 paint markings.
    2. Restore concrete sidewalk.
    3. Restore pavers.
    4. Restore landscaping; Wacahatchee grass, etc..

EXHIBIT D Misc Punch-list

18. NE 29th Street – Project for Crown Castle; Between Midtown Blvd & N. Miami Ave. (Started 2020/02/24)

1. Pressure Wash sidewalk to remove 811 paint markings.
2. Restore concrete sidewalk.
3. Restore irrigation lines in case they are damaged.
4. Restore electrical lines in case they are damaged.
5. Restore Sod were needed.

MIDTOWN MIAMI
COMMUNITY DEVELOPMENT DISTRICT

11AII

Lanier Parking Solution
3401 N Miami Ave Ste 134
Miami, Fl. 33127

Monthly Parking Report- April 2020
Executive Summary

	North Garage		South Garage		Mid Block Garage	
	Mar-20	**Apr-20**	**Mar-20**	**Apr-20**	**Mar-20**	**Apr-20**
Garage Retail and Office	596	465	297	179	0	0
2 Midtown Residents	41	36	2	2	0	0
2 Midtown Retail	4	1	0	0	0	0
3 Midtown- Hyde Resident	2	2	6	6	0	0
4 Midtown Resident	2	2	54	51	0	0
4 Midtown Retail	0	0	2	2	0	0
5 Midtown Residents	0	0	57	52	0	0
Midblock Residents	0	0	16	13	0	0
Midblock East Offices	2	0	39	30	35	33
Midblock East Retail	11	11	42	31	0	0
Midblock West Retail	21	21	20	19	0	0
Secondary Vehicles	62	45	47	39	1	1
Complimentary	121	118	0	0	355	361
	862	**701**	**582**	**424**	**391**	**395**

Notes
Secondary vehciles are necessary due to the AVI but are accounted for as complimentary.

Lanier Parking Solution
3401 N Miami Ave Ste 134
Miami, Fl. 33127

Transient Parking
Year-over-Year Comparison

		North Block						South Block							
		Revenue			Tickets			Revenue			Tickets				
	2020	2019	2020		2019	2020		2019	2020		2019	2020		2019	
		$ 5,778.95			1943			$ 533.00			111			Monday	4/1/2019
		$6,360.00			2147			$786.00			161			Tuesday	4/2/2019
4/1/2020	Wednesday	$6,735.00	$1,674.00	-75.14%	2314	711	-69.27%	$631.00	$ 66.00	-89.54%	171	24	-85.96%	Wednesday	4/3/2019
4/2/2020	Thursday	$7,102.00	$1,801.00	-74.64%	2415	742	-69.28%	$587.00	$ 34.00	-94.21%	183	20	-89.07%	Thursday	4/4/2019
4/3/2020	Friday	$8,281.00	$1,775.00	-78.57%	2774	797	-71.27%	$1,095.00	$ 45.00	-95.89%	269	27	-89.96%	Friday	4/5/2019
4/4/2020	Saturday	$10,681.00	$1,976.00	-81.50%	3519	825	-76.56%	$1,217.00	$ 66.00	-94.58%	298	21	-92.95%	Saturday	4/6/2019
4/5/2020	Sunday	$9,240.00	$1,432.00	-84.50%	2947	655	-77.77%	$1,119.00	$ 45.00	-95.98%	269	23	-91.45%	Sunday	4/7/2019
4/6/2020	Monday	$5,895.00	$1,515.00	-74.30%	2063	645	-68.73%	$588.00	$ 22.00	-96.26%	152	11	-92.76%	Monday	4/8/2019
4/7/2020	Tuesday	$6,872.00	$1,546.00	-77.50%	2300	651	-71.70%	$669.00	$ 49.00	-92.68%	155	17	-89.03%	Tuesday	4/9/2019
4/8/2020	Wednesday	$7,311.00	$1,443.00	-80.26%	2377	654	-72.49%	$846.00	$ 58.00	-93.14%	247	24	-90.28%	Wednesday	4/10/2019
4/9/2020	Thursday	$6,948.00	$1,520.00	-78.12%	2450	667	-72.78%	$717.00	$ 69.00	-90.38%	209	28	-86.60%	Thursday	4/11/2019
4/10/2020	Friday	$9,018.00	$2,004.00	-77.78%	2956	871	-70.53%	$1,028.00	$ 50.00	-95.14%	271	23	-91.51%	Friday	4/12/2019
4/11/2020	Saturday	$11,511.00	$2,278.00	-80.21%	3786	940	-75.17%	$1,446.00	$ 109.00	-92.46%	330	29	-91.21%	Saturday	4/13/2019
4/12/2020	Sunday	$10,106.00	$124.00	-98.77%	3263	95	-97.09%	$1,518.00	$ 33.00	-97.83%	304	16	-94.74%	Sunday	4/14/2019
4/13/2020	Monday	$6,536.00	$1,800.00	-72.46%	2200	804	-63.45%	$677.00	$ 58.00	-91.43%	134	26	-80.60%	Monday	4/15/2019
4/14/2020	Tuesday	$7,286.00	$1,595.00	-78.11%	2537	645	-74.58%	$836.00	$ 49.00	-94.14%	209	22	-89.47%	Tuesday	4/16/2019
4/15/2020	Wednesday	$8,079.00	$2,009.00	-75.13%	2737	843	-69.20%	$1,002.00	$ 56.00	-94.41%	260	29	-88.85%	Wednesday	4/17/2019
4/16/2020	Thursday	$8,450.00	$1,844.00	-78.18%	2859	786	-72.51%	$1,133.00	$ 96.00	-91.53%	267	35	-86.89%	Thursday	4/18/2019
4/17/2020	Friday	$10,269.00	$1,926.00	-81.24%	2527	834	-67.00%	$935.00	$ 76.00	-91.87%	257	28	-89.11%	Friday	4/19/2019
4/18/2020	Saturday	$14,117.75	$2,368.00	-83.23%	4442	1020	-77.04%	$1,805.00	$ 83.00	-95.40%	410	37	-90.98%	Saturday	4/20/2019
4/19/2020	Sunday	$2,461.00	$2,289.00	-6.99%	1007	954	-5.26%	$1,106.00	$ 52.00	-95.30%	177	24	-86.44%	Sunday	4/21/2019
4/20/2020	Monday	$7,635.00	$1,834.00	-75.98%	2637	780	-70.42%	$699.00	$ 28.00	-95.99%	211	12	-94.31%	Monday	4/22/2019
4/21/2020	Tuesday	$7,138.00	$1,956.00	-72.60%	2446	821	-66.43%	$780.00	$ 87.00	-88.85%	190	25	-86.84%	Tuesday	4/23/2019
4/22/2020	Wednesday	$6,997.00	$1,903.00	-72.80%	2408	844	-64.95%	$772.00	$ 79.00	-89.77%	203	20	-90.15%	Wednesday	4/24/2019
4/23/2020	Thursday	$6,897.00	$1,829.00	-73.48%	2352	782	-66.75%	$688.00	$ 39.00	-94.33%	171	15	-91.23%	Thursday	4/25/2019
4/24/2020	Friday	$8,483.00	$2,144.00	-74.73%	2840	921	-67.57%	$926.00	$ 168.00	-81.86%	235	34	-85.53%	Friday	4/26/2019
4/25/2020	Saturday	$10,971.00	$2,550.00	-76.76%	3537	1037	-70.68%	$1,444.00	$ 107.00	-92.59%	304	31	-89.80%	Saturday	4/27/2019
4/26/2020	Sunday	$8,500.75	$2,172.00	-74.45%	2869	917	-68.04%	$1,283.00	$ 124.00	-90.34%	253	37	-85.38%	Sunday	4/28/2019
4/27/2020	Monday	$5,815.00	$2,109.00	-63.73%	1981	882	-55.48%	$620.00	$ 66.00	-89.35%	147	25	-82.99%	Monday	4/29/2019
4/28/2020	Tuesday	$6,376.00	$2,147.00	-66.33%	2117	917	-56.68%	$688.00	$ 86.00	-87.50%	168	26	-84.52%	Tuesday	4/30/2019
4/29/2020	Wednesday		$2,305.00			933			$ 62.00			25			
4/30/2020	Thursday		$2,126.00			898			$ 115.00			36			
		$237,850.45	$55,994.00	-76%	78750	23871	-69.69%	$28,174.00	$2,077.00	-93%	6726	750	-88.85%		

Revenue-by-lane Report

From:	:00:00 AM	Prepared by:	jencarnacion
To:	30/2020 11:59:59 PM	Generated:	5/1/2020 12:52:27 PM
System server:	[1] DBS Central	Extended Income Report:	No
Car park:	[50] North Block		

Lane	Rate	Count VISA	VISA	Count MASTER-CARD	MASTERCARD	Count AMEX	AMEX	Count DISCOV-ER	DISCOVER	Total Amount CC	Count Cash	Cash	Count Chaser	Chaser	Other	Total Revenue
	.00 USD		.00 USD		.00 USD		.00 USD		.00 USD	.00 USD		.00 USD		.00 USD	.00 USD	.00 USD
	.00 USD	553	3,105.00 USD	598	,196.00 USD	38	76.00 USD	3	6.00 USD	,623.00 USD		.00 USD	8	56.00 USD	.00 USD	,680.00 USD
	3.00 USD	567	,701.00 USD	3	609.00 USD	65	95.00 USD	9	7.00 USD	,532.00 USD		.00 USD		3.00 USD	.00 USD	,535.00 USD
	.00 USD	50	.00 USD		88.00 USD		6.00 USD		.00 USD	304.00 USD		.00 USD		8.00 USD	.00 USD	312.00 USD
	8.00 USD	7	56.00 USD	6	8.00 USD		6.00 USD		.00 USD	.00 USD		.00 USD		.00 USD	.00 USD	.00 USD
	.00 USD	3	30.00 USD		.00 USD		.00 USD		.00 USD	.00 USD		.00 USD		.00 USD	.00 USD	.00 USD
	5.00 USD		30.00 USD		.00 USD		5.00 USD		.00 USD	5.00 USD		.00 USD		.00 USD	.00 USD	5.00 USD
	.00 USD	3	60.00 USD		.00 USD		.00 USD		.00 USD	80.00 USD		.00 USD		.00 USD	.00 USD	.00 USD
	5.00 USD		5.00 USD		.00 USD		.00 USD		.00 USD	5.00 USD		.00 USD		5.00 USD	.00 USD	50.00 USD
	30.00 USD		.00 USD		.00 USD		.00 USD		.00 USD	.00 USD		.00 USD		30.00 USD	.00 USD	30.00 USD
	35.00 USD		.00 USD		35.00 USD		.00 USD		.00 USD	75.00 USD		.00 USD		35.00 USD	.00 USD	.00 USD
24	**Total Lane**	**2190**	**5,347.00 USD**	**832**	**2,006.00 USD**	**210**	**518.00 USD**	**32**	**73.00 USD**	**7,944.00 USD**	**1**	**0.00 USD**	**35**	**177.00 USD**	**1.00 USD**	**8,122.00 USD**
26	**Total Lane**	**0**	**0.00 USD**	**0**	**0.00 USD**	**0**	**0.00 USD**	**0**	**0.00 USD**	**0.00 USD**	**0**	**0.00 USD**	**0**	**0.00 USD**	**0.00 USD**	**0.00 USD**
8	.00 USD		.00 USD		.00 USD		.00 USD		.00 USD	.00 USD		.00 USD		.00 USD	.00 USD	.00 USD
8	.00 USD	645	,290.00 USD	54	508.00 USD	75	50.00 USD	8	6.00 USD	,964.00 USD		.00 USD		.00 USD	.00 USD	,988.00 USD
8	3.00 USD	63	789.00 USD	91	73.00 USD	8	84.00 USD	9	7.00 USD	,173.00 USD		.00 USD		.00 USD	6.00 USD	,179.00 USD
8	.00 USD	9	6.00 USD	5	.00 USD		.00 USD		.00 USD	.00 USD		.00 USD		.00 USD	.00 USD	.00 USD
8	8.00 USD	6	8.00 USD		8.00 USD		8.00 USD		.00 USD	64.00 USD		.00 USD		.00 USD	.00 USD	64.00 USD
8	.00 USD		.00 USD		.00 USD		.00 USD		.00 USD	.00 USD		.00 USD		.00 USD	.00 USD	.00 USD
8	5.00 USD		5.00 USD		.00 USD		.00 USD		.00 USD	5.00 USD		.00 USD		.00 USD	.00 USD	5.00 USD
8	5.00 USD		5.00 USD		.00 USD		.00 USD		.00 USD	5.00 USD		.00 USD		5.00 USD	.00 USD	50.00 USD
8	30.00 USD		30.00 USD		.00 USD		.00 USD		.00 USD	30.00 USD		.00 USD		.00 USD	.00 USD	30.00 USD
8	35.00 USD		.00 USD		35.00 USD		35.00 USD		.00 USD	.00 USD		.00 USD		.00 USD	.00 USD	.00 USD
8	70.00 USD		.00 USD		70.00 USD		.00 USD		.00 USD	70.00 USD		.00 USD		.00 USD	.00 USD	70.00 USD
28	**Total Lane**	**950**	**2,453.00 USD**	**354**	**924.00 USD**	**106**	**281.00 USD**	**17**	**43.00 USD**	**3,701.00 USD**	**1**	**0.00 USD**	**13**	**49.00 USD**	**6.00 USD**	**3,756.00 USD**
9	.00 USD		.00 USD		.00 USD		.00 USD		.00 USD	.00 USD	8	.00 USD		.00 USD	.00 USD	.00 USD
9	.00 USD	549	3,098.00 USD	556	,112.00 USD	6	92.00 USD	8	36.00 USD	,538.00 USD		,284.00 USD		.00 USD	.00 USD	8,822.00 USD
9	3.00 USD	549	,647.00 USD	72	516.00 USD	51	53.00 USD	7	.00 USD	,337.00 USD	610	,830.00 USD		.00 USD	.00 USD	,167.00 USD
9	.00 USD	6	84.00 USD	6	64.00 USD		6.00 USD		.00 USD	68.00 USD	32	8.00 USD		.00 USD	.00 USD	396.00 USD
9	8.00 USD		32.00 USD		8.00 USD		.00 USD		.00 USD	.00 USD	5	.00 USD		.00 USD	.00 USD	80.00 USD
9	.00 USD		.00 USD		.00 USD		.00 USD		.00 USD	.00 USD		.00 USD		.00 USD	.00 USD	.00 USD
9	5.00 USD		5.00 USD		.00 USD		.00 USD		.00 USD	5.00 USD		.00 USD		.00 USD	.00 USD	5.00 USD
9	30.00 USD		60.00 USD		.00 USD		.00 USD		.00 USD	60.00 USD		.00 USD		.00 USD	.00 USD	60.00 USD
9	35.00 USD		.00 USD		.00 USD		.00 USD		.00 USD	.00 USD		.00 USD		.00 USD	.00 USD	.00 USD
29	**Total Lane**	**2157**	**5,196.00 USD**	**745**	**1,700.00 USD**	**201**	**461.00 USD**	**26**	**61.00 USD**	**7,418.00 USD**	**2837**	**6,282.00 USD**	**0**	**0.00 USD**	**0.00 USD**	**13,700.00 USD**
30	.00 USD		.00 USD		.00 USD		.00 USD		.00 USD	.00 USD		.00 USD		.00 USD	.00 USD	.00 USD
30	.00 USD	858	3,716.00 USD	659	,318.00 USD		.00 USD	7	54.00 USD	5,492.00 USD		.00 USD	30	60.00 USD	.00 USD	5,554.00 USD

30	3.00 USD	665	,995.00 USD	68	804.00 USD	87	61.00 USD	8	.00 USD	3,084.00 USD		.00 USD		.00 USD	.00 USD	3,084.00 USD
30	.00 USD	75	300.00 USD	8	72.00 USD	9	36.00 USD		.00 USD	8.00 USD		.00 USD		.00 USD	.00 USD	8.00 USD
30	8.00 USD	8	64.00 USD		32.00 USD	3	.00 USD		.00 USD	.00 USD		.00 USD		8.00 USD	.00 USD	8.00 USD
30	.00 USD	3	30.00 USD		.00 USD		.00 USD		.00 USD	50.00 USD		.00 USD		.00 USD	.00 USD	50.00 USD
30	5.00 USD		55.00 USD	3	5.00 USD		.00 USD		.00 USD	.00 USD		.00 USD		.00 USD	5.00 USD	5.00 USD
30	.00 USD		.00 USD		.00 USD		.00 USD		.00 USD	.00 USD		.00 USD		.00 USD	.00 USD	.00 USD
30	5.00 USD		5.00 USD		.00 USD		.00 USD		.00 USD	5.00 USD		.00 USD		.00 USD	.00 USD	5.00 USD
30	35.00 USD	3	5.00 USD		35.00 USD		35.00 USD		.00 USD	75.00 USD		.00 USD		.00 USD	.00 USD	75.00 USD
30	**Total Lane**	**2618**	**6,310.00 USD**	**955**	**2,326.00 USD**	**302**	**760.00 USD**	**35**	**78.00 USD**	**9,474.00 USD**	**4**	**0.00 USD**	**31**	**68.00 USD**	**7.00 USD**	**9,549.00 USD**
31	.00 USD		.00 USD		.00 USD		.00 USD		.00 USD	.00 USD	83	.00 USD		.00 USD	.00 USD	.00 USD
31	.00 USD	673	,346.00 USD	6	52.00 USD	9	98.00 USD	8	6.00 USD	,912.00 USD	989	,996.00 USD		.00 USD	-18.00USD	3,890.00 USD
31	3.00 USD	30	690.00 USD	6	348.00 USD	32	96.00 USD		30.00 USD	,164.00 USD	75	829.00 USD		.00 USD	-4.00USD	,989.00 USD
31	.00 USD	8	72.00 USD	8	72.00 USD		.00 USD		.00 USD	8.00 USD	9	76.00 USD		.00 USD	.00 USD	.00 USD
31	8.00 USD	5	.00 USD		32.00 USD		.00 USD		.00 USD	72.00 USD		6.00 USD		.00 USD	.00 USD	88.00 USD
31	.00 USD		.00 USD		.00 USD		.00 USD		.00 USD	.00 USD	3	30.00 USD		.00 USD	.00 USD	50.00 USD
31	5.00 USD		30.00 USD		.00 USD		.00 USD		.00 USD	30.00 USD		5.00 USD		.00 USD	.00 USD	5.00 USD
31	30.00 USD		60.00 USD		.00 USD		.00 USD		.00 USD	60.00 USD		.00 USD		.00 USD	.00 USD	60.00 USD
31	35.00 USD	5	75.00 USD		.00 USD		35.00 USD		35.00 USD	5.00 USD		35.00 USD		.00 USD	.00 USD	80.00 USD
31	**Total Lane**	**936**	**2,423.00 USD**	**365**	**914.00 USD**	**83**	**233.00 USD**	**19**	**81.00 USD**	**3,651.00 USD**	**1373**	**2,997.00 USD**	**0**	**0.00 USD**	**22.00USD**	**6,626.00 USD**
32	.00 USD	594	,187.00 USD		.00 USD	67	34.00 USD	9	8.00 USD	,759.00 USD		.00 USD	3	6.00 USD	.00 USD	,786.00 USD
32	3.00 USD	99	597.00 USD	84	52.00 USD	9	87.00 USD	7	.00 USD	957.00 USD		.00 USD		.00 USD	.00 USD	957.00 USD
32	.00 USD	8	32.00 USD	7	8.00 USD		.00 USD		.00 USD	64.00 USD		.00 USD		.00 USD	.00 USD	64.00 USD
32	8.00 USD		.00 USD		6.00 USD		.00 USD		.00 USD	6.00 USD		.00 USD		.00 USD	.00 USD	6.00 USD
32	5.00 USD	3	5.00 USD		5.00 USD		.00 USD		.00 USD	60.00 USD		.00 USD		.00 USD	.00 USD	60.00 USD
32	.00 USD		.00 USD		.00 USD		.00 USD		.00 USD	.00 USD		.00 USD		.00 USD	.00 USD	.00 USD
32	5.00 USD		5.00 USD		.00 USD		.00 USD		.00 USD	5.00 USD		.00 USD		.00 USD	.00 USD	5.00 USD
32	35.00 USD		70.00 USD		35.00 USD		.00 USD		.00 USD	5.00 USD		.00 USD		.00 USD	.00 USD	5.00 USD
32	**Total Lane**	**808**	**1,976.00 USD**	**305**	**766.00 USD**	**97**	**225.00 USD**	**16**	**39.00 USD**	**3,006.00 USD**	**0**	**0.00 USD**	**13**	**26.00 USD**	**1.00 USD**	**3,033.00 USD**
33	.00 USD		.00 USD		.00 USD		.00 USD		.00 USD	.00 USD	62	.00 USD		.00 USD	.00 USD	.00 USD
33	.00 USD	685	,370.00 USD	63	526.00 USD	82	64.00 USD		.00 USD	,080.00 USD		.00 USD		.00 USD	.00 USD	,080.00 USD
33	3.00 USD	95	585.00 USD		306.00 USD	9	87.00 USD		3.00 USD	981.00 USD		.00 USD		.00 USD	.00 USD	981.00 USD
33	.00 USD		56.00 USD	7	8.00 USD		6.00 USD		.00 USD	.00 USD		.00 USD		.00 USD	.00 USD	.00 USD
33	**Total Lane**	**894**	**2,011.00 USD**	**372**	**860.00 USD**	**115**	**267.00 USD**	**11**	**23.00 USD**	**3,161.00 USD**	**62**	**0.00 USD**	**0**	**0.00 USD**	**0.00 USD**	**3,161.00 USD**
35	.00 USD		.00 USD		.00 USD		.00 USD		.00 USD	.00 USD	84	.00 USD		.00 USD	.00 USD	.00 USD
35	.00 USD	3	,826.00 USD	508	,016.00 USD		84.00 USD	5	50.00 USD	,176.00 USD		.00 USD		.00 USD	.00 USD	,178.00 USD
35	3.00 USD	9	,287.00 USD	74	522.00 USD	5	35.00 USD	6	8.00 USD	,962.00 USD		.00 USD		.00 USD	.00 USD	,962.00 USD
35	.00 USD		88.00 USD	5	60.00 USD	3	.00 USD		.00 USD	60.00 USD		.00 USD		.00 USD	.00 USD	60.00 USD
35	8.00 USD	6	8.00 USD		8.00 USD		.00 USD		.00 USD	56.00 USD		.00 USD		.00 USD	.00 USD	56.00 USD
35	.00 USD		.00 USD		.00 USD		.00 USD		.00 USD	.00 USD		.00 USD		.00 USD	.00 USD	.00 USD
35	.00 USD		.00 USD		.00 USD		.00 USD		.00 USD	.00 USD		.00 USD		.00 USD	.00 USD	.00 USD
35	30.00 USD		60.00 USD		.00 USD		.00 USD		.00 USD	60.00 USD		.00 USD		.00 USD	.00 USD	60.00 USD
35	35.00 USD		.00 USD		35.00 USD		.00 USD		.00 USD	35.00 USD		.00 USD		5.00 USD	.00 USD	.00 USD
35	**Total Lane**	**1875**	**4,349.00 USD**	**699**	**1,641.00 USD**	**190**	**431.00 USD**	**31**	**68.00 USD**	**6,489.00 USD**	**84**	**0.00 USD**	**0**	**107.00 USD**	**0.00 USD**	**6,596.00 USD**
37	**Total Lane**	**0**	**0.00 USD**	**0**	**0.00 USD**	**0**	**0.00 USD**	**0**	**0.00 USD**	**0.00 USD**	**0**	**0.00 USD**	**0**	**0.00 USD**	**0.00 USD**	**0.00 USD**
39	.00 USD		.00 USD		.00 USD		.00 USD		.00 USD	.00 USD		.00 USD		.00 USD	.00 USD	.00 USD
39	.00 USD	7	34.00 USD		.00 USD		.00 USD	3	6.00 USD	62.00 USD		.00 USD		.00 USD	.00 USD	62.00 USD
39	3.00 USD		.00 USD		.00 USD		.00 USD		.00 USD	.00 USD		.00 USD		.00 USD	.00 USD	.00 USD
39	**Total Lane**	**21**	**46.00 USD**	**10**	**20.00 USD**	**1**	**2.00 USD**	**3**	**6.00 USD**	**74.00 USD**	**2**	**0.00 USD**	**0**	**0.00 USD**	**0.00 USD**	**74.00 USD**
	.00 USD		.00 USD		.00 USD		.00 USD		.00 USD	.00 USD	5	.00 USD		.00 USD	.00 USD	.00 USD

	2.00 USD		.00 USD		.00 USD		.00 USD		.00 USD	.00 USD	70	3.00 USD		.00 USD	-3.00USD	64.00 USD
	3.00 USD	5	5.00 USD		.00 USD		.00 USD		.00 USD	5.00 USD	8	54.00 USD		.00 USD	.00 USD	69.00 USD
	.00 USD		8.00 USD		.00 USD		.00 USD		.00 USD	.00 USD		.00 USD		.00 USD	.00 USD	6.00 USD
41	**Total Lane**	**17**	**43.00 USD**	**2**	**4.00 USD**	**1**	**4.00 USD**	**0**	**0.00 USD**	**51.00 USD**	**94**	**201.00 USD**	**0**	**0.00 USD**	**3.00USD**	**249.00 USD**
3	.00 USD		.00 USD		.00 USD		.00 USD		.00 USD	.00 USD		.00 USD		.00 USD	.00 USD	.00 USD
3	.00 USD	8	6.00 USD	7	.00 USD		.00 USD		.00 USD	32.00 USD		.00 USD		.00 USD	.00 USD	32.00 USD
3	3.00 USD	3	9.00 USD		3.00 USD		.00 USD		.00 USD	.00 USD		.00 USD		.00 USD	.00 USD	.00 USD
43	**Total Lane**	**11**	**25.00 USD**	**8**	**17.00 USD**	**0**	**0.00 USD**	**1**	**2.00 USD**	**44.00 USD**	**10**	**0.00 USD**	**0**	**0.00 USD**	**0.00 USD**	**44.00 USD**
45	**Total Lane**	**0**	**0.00 USD**	**0**	**0.00 USD**	**0**	**0.00 USD**	**0**	**0.00 USD**	**0.00 USD**	**0**	**0.00 USD**	**0**	**0.00 USD**	**0.00 USD**	**0.00 USD**
7	.00 USD		.00 USD		.00 USD		.00 USD		.00 USD	.00 USD		.00 USD		.00 USD	.00 USD	.00 USD
7	.00 USD	9	8.00 USD	5	.00 USD		.00 USD		.00 USD	8.00 USD	9	58.00 USD		.00 USD	.00 USD	86.00 USD
7	3.00 USD	5	5.00 USD		6.00 USD		.00 USD		.00 USD	.00 USD		.00 USD		.00 USD	.00 USD	.00 USD
7	.00 USD		.00 USD		.00 USD		.00 USD		.00 USD	.00 USD		8.00 USD		.00 USD	.00 USD	.00 USD
7	8.00 USD		6.00 USD		.00 USD		.00 USD		.00 USD	6.00 USD		.00 USD		.00 USD	.00 USD	6.00 USD
7	.00 USD		.00 USD		.00 USD		.00 USD		.00 USD	.00 USD		.00 USD		.00 USD	.00 USD	30.00 USD
7	5.00 USD		.00 USD		.00 USD		.00 USD		.00 USD	.00 USD		5.00 USD		.00 USD	.00 USD	5.00 USD
7	30.00 USD		.00 USD		30.00 USD		.00 USD		.00 USD	30.00 USD		.00 USD		.00 USD	.00 USD	30.00 USD
47	**Total Lane**	**18**	**63.00 USD**	**8**	**46.00 USD**	**0**	**0.00 USD**	**0**	**0.00 USD**	**109.00 USD**	**36**	**101.00 USD**	**0**	**0.00 USD**	**0.00 USD**	**210.00 USD**
9	.00 USD		.00 USD		.00 USD		.00 USD		.00 USD	.00 USD		.00 USD		.00 USD	.00 USD	.00 USD
9	.00 USD		.00 USD		.00 USD		.00 USD		.00 USD	70.00 USD		.00 USD		.00 USD	.00 USD	70.00 USD
9	3.00 USD	6	8.00 USD		3.00 USD		.00 USD		.00 USD	.00 USD		.00 USD		.00 USD	.00 USD	.00 USD
9	.00 USD		8.00 USD		.00 USD		.00 USD		.00 USD	8.00 USD		.00 USD		.00 USD	.00 USD	8.00 USD
9	8.00 USD		6.00 USD		.00 USD		.00 USD		.00 USD	6.00 USD		.00 USD		.00 USD	.00 USD	6.00 USD
49	**Total Lane**	**32**	**86.00 USD**	**12**	**25.00 USD**	**2**	**4.00 USD**	**0**	**0.00 USD**	**115.00 USD**	**4**	**0.00 USD**	**0**	**0.00 USD**	**0.00 USD**	**115.00 USD**
51	.00 USD		.00 USD		.00 USD		.00 USD		.00 USD	.00 USD		.00 USD		.00 USD	.00 USD	.00 USD
51	**Total Lane**	**1**	**2.00 USD**	**1**	**2.00 USD**	**0**	**0.00 USD**	**0**	**0.00 USD**	**4.00 USD**	**0**	**0.00 USD**	**0**	**0.00 USD**	**0.00 USD**	**4.00 USD**
53	.00 USD	3	6.00 USD		.00 USD		.00 USD		.00 USD	8.00 USD		.00 USD		.00 USD	.00 USD	8.00 USD
53	**Total Lane**	**3**	**6.00 USD**	**1**	**2.00 USD**	**0**	**0.00 USD**	**0**	**0.00 USD**	**8.00 USD**	**0**	**0.00 USD**	**0**	**0.00 USD**	**0.00 USD**	**8.00 USD**
55	.00 USD		.00 USD		.00 USD		.00 USD		.00 USD	.00 USD		.00 USD		.00 USD	.00 USD	.00 USD
55	.00 USD	6	.00 USD		.00 USD		.00 USD		.00 USD	.00 USD		.00 USD		.00 USD	.00 USD	.00 USD
55	8.00 USD		6.00 USD		.00 USD		.00 USD		.00 USD	6.00 USD		.00 USD		.00 USD	.00 USD	6.00 USD
55	**Total Lane**	**8**	**28.00 USD**	**0**	**0.00 USD**	**1**	**2.00 USD**	**0**	**0.00 USD**	**30.00 USD**	**2**	**0.00 USD**	**0**	**0.00 USD**	**0.00 USD**	**30.00 USD**
57	.00 USD		.00 USD		.00 USD		.00 USD		.00 USD	.00 USD	7	.00 USD		.00 USD	.00 USD	.00 USD
57	.00 USD	59	8.00 USD	5	30.00 USD	3	6.00 USD		.00 USD	54.00 USD		.00 USD		.00 USD	.00 USD	54.00 USD
57	3.00 USD	8	54.00 USD	5	5.00 USD		.00 USD		.00 USD	69.00 USD		.00 USD		.00 USD	.00 USD	69.00 USD
57	.00 USD	3	.00 USD		.00 USD		.00 USD		.00 USD	6.00 USD		.00 USD		.00 USD	.00 USD	6.00 USD
57	8.00 USD		6.00 USD		.00 USD		.00 USD		.00 USD	6.00 USD		.00 USD		.00 USD	.00 USD	6.00 USD
57	.00 USD		.00 USD		.00 USD		.00 USD		.00 USD	30.00 USD		.00 USD		.00 USD	.00 USD	30.00 USD
57	5.00 USD		5.00 USD		.00 USD		.00 USD		.00 USD	5.00 USD		.00 USD		.00 USD	.00 USD	5.00 USD
57	**Total Lane**	**84**	**225.00 USD**	**21**	**55.00 USD**	**5**	**20.00 USD**	**0**	**0.00 USD**	**300.00 USD**	**7**	**0.00 USD**	**0**	**0.00 USD**	**0.00 USD**	**300.00 USD**
59	.00 USD		.00 USD		.00 USD		.00 USD		.00 USD	.00 USD		.00 USD		.00 USD	.00 USD	.00 USD
59	.00 USD		.00 USD	3	6.00 USD		.00 USD		.00 USD	8.00 USD	34	68.00 USD		.00 USD	.00 USD	6.00 USD
59	3.00 USD	7	.00 USD		.00 USD		.00 USD		.00 USD	33.00 USD		30.00 USD		.00 USD	.00 USD	63.00 USD
59	.00 USD		6.00 USD		.00 USD		8.00 USD		.00 USD	8.00 USD		8.00 USD		.00 USD	.00 USD	36.00 USD
59	8.00 USD		.00 USD		.00 USD		.00 USD		.00 USD	.00 USD	3	.00 USD		.00 USD	.00 USD	.00 USD
59	.00 USD		.00 USD		.00 USD		.00 USD		.00 USD	.00 USD		.00 USD		.00 USD	.00 USD	.00 USD
59	5.00 USD		.00 USD		5.00 USD		.00 USD		.00 USD	5.00 USD		5.00 USD		.00 USD	.00 USD	30.00 USD
59	.00 USD		.00 USD		.00 USD		.00 USD		.00 USD	.00 USD		.00 USD		.00 USD	.00 USD	.00 USD
59	35.00 USD		35.00 USD		.00 USD		.00 USD		.00 USD	35.00 USD		.00 USD		.00 USD	.00 USD	35.00 USD

59	**Total Lane**	**33**	**114.00 USD**	**9**	**37.00 USD**	**2**	**8.00 USD**	**0**	**0.00 USD**	**159.00 USD**	**53**	**175.00 USD**	**0**	**0.00 USD**	**0.00 USD**	**334.00 USD**
61	.00 USD		.00 USD		.00 USD		.00 USD		.00 USD	.00 USD		.00 USD		.00 USD	.00 USD	.00 USD
61	.00 USD	38	76.00 USD	6	32.00 USD		.00 USD		.00 USD	.00 USD		.00 USD		.00 USD	.00 USD	.00 USD
61	3.00 USD	9	57.00 USD	6	8.00 USD	5	5.00 USD		.00 USD	.00 USD		.00 USD		.00 USD	.00 USD	.00 USD
61	.00 USD		.00 USD		.00 USD		.00 USD		.00 USD	8.00 USD		.00 USD		.00 USD	.00 USD	8.00 USD
61	**Total Lane**	**58**	**137.00 USD**	**33**	**84.00 USD**	**6**	**17.00 USD**	**0**	**0.00 USD**	**238.00 USD**	**11**	**0.00 USD**	**0**	**0.00 USD**	**0.00 USD**	**238.00 USD**
Total	**Total**	**12714**	**30,840.00 USD**	**4732**	**11,429.00 USD**	**1322**	**3,233.00 USD**	**191**	**474.00 USD**	**45,976.00 USD**	**4581**	**9,756.00 USD**	**92**	**427.00 USD**	**10.00USD**	**56,149.00 USD**

Total summary

Revenue-by-lane Report

From:	:00:00 AM	Prepared by:	jencarnacion
To:	30/2020 11:59:59 PM	Generated:	5/1/2020 12:52:27 PM
System server:	[1] DBS Central	Extended Income Report:	No
Car park:	[50] North Block		

	Rate	Count VISA	VISA	Count MASTER-CARD	MASTERCARD	Count AMEX	AMEX	Count DISCOV-ER	DISCOVER	Total Count CC	Total Amount CC	Count Cash	Cash	Count Chaser	Chaser	Other	Total Count	Total Revenue
	.00 USD		.00 USD		.00 USD		.00 USD		.00 USD		.00 USD	327	.00 USD		.00 USD	.00 USD	327	.00 USD
	.00 USD	9164	8,326.00 USD	3345	6,690.00 USD	909	,818.00 USD	32	64.00 USD	3550	7,098.00 USD	3264	6,549.00 USD	83	68.00 USD	-17.00USD	6899	33,798.00 USD
	3.00 USD	3164	9,492.00 USD	39	3,717.00 USD	371	,113.00 USD	57	71.00 USD	831	,493.00 USD	913	,743.00 USD		3.00 USD	.00 USD	5747	7,241.00 USD
	.00 USD	75	,100.00 USD		.00 USD	31	.00 USD		.00 USD	7	,668.00 USD	56	.00 USD		8.00 USD	.00 USD	75	,900.00 USD
	8.00 USD		352.00 USD	9	52.00 USD	6	8.00 USD		.00 USD	69	552.00 USD		80.00 USD		8.00 USD	.00 USD	80	640.00 USD
	.00 USD	3	30.00 USD	6	60.00 USD		.00 USD		.00 USD		.00 USD	6	60.00 USD		.00 USD	.00 USD	6	60.00 USD
	5.00 USD		5.00 USD	5	75.00 USD		5.00 USD		.00 USD		95.00 USD	3	5.00 USD		.00 USD	5.00 USD	3	345.00 USD
	.00 USD	6	.00 USD		.00 USD		.00 USD		.00 USD	7	.00 USD		.00 USD		.00 USD	.00 USD	9	80.00 USD
	5.00 USD		.00 USD		.00 USD		.00 USD		.00 USD		.00 USD		.00 USD		50.00 USD	.00 USD	6	50.00 USD
	30.00 USD	7	.00 USD		30.00 USD		.00 USD		.00 USD	8	.00 USD		.00 USD		30.00 USD	.00 USD	9	70.00 USD
	35.00 USD	3	805.00 USD	5	75.00 USD	3	5.00 USD		35.00 USD	32	,120.00 USD		35.00 USD		.00 USD	.00 USD	37	,295.00 USD
	70.00 USD		.00 USD		70.00 USD		.00 USD		.00 USD		70.00 USD		.00 USD		.00 USD	.00 USD		70.00 USD
	Total	**12714**	**30,840.00 USD**	**4732**	**11,429.00 USD**	**1322**	**3,233.00 USD**	**191**	**474.00 USD**	**18959**	**45,976.00 USD**	**4581**	**9,756.00 USD**	**92**	**427.00 USD**	**10.00USD**	**23639**	**56,149.00 USD**

Revenue-by-lane Report

From:	:00:00 AM	Prepared by:	jencarnacion
To:	30/2020 11:59:59 PM	Generated:	5/1/2020 :54:02 PM
System server:	[1] DBS Central	Extended Income Report:	No
Car park:	[54] South Block		

Lane	Rate	Count VISA	VISA	Count MASTER-CARD	MASTERCARD	Count AMEX	AMEX	Count DISCOV-ER	DISCOVER	Total Amount CC	Count Cash	Cash	Count Chaser	Chaser	Other	Total Revenue
8	.00 USD	50	.00 USD	34	68.00 USD	7	.00 USD		.00 USD	82.00 USD		.00 USD	5	.00 USD	.00 USD	92.00 USD
8	3.00 USD		.00 USD	6	8.00 USD		.00 USD		.00 USD	60.00 USD		.00 USD		.00 USD	.00 USD	60.00 USD
8	.00 USD	6	.00 USD		.00 USD		.00 USD		.00 USD	8.00 USD		.00 USD		.00 USD	.00 USD	8.00 USD
8	.00 USD		.00 USD		.00 USD		.00 USD		.00 USD	30.00 USD		.00 USD		.00 USD	.00 USD	30.00 USD
8	5.00 USD		30.00 USD		.00 USD		.00 USD		.00 USD	30.00 USD		.00 USD		.00 USD	.00 USD	30.00 USD
8	.00 USD		.00 USD		.00 USD		.00 USD		.00 USD	.00 USD		.00 USD		.00 USD	.00 USD	.00 USD
8	5.00 USD		.00 USD		5.00 USD		.00 USD		.00 USD	5.00 USD		.00 USD		.00 USD	.00 USD	5.00 USD
8	35.00 USD		35.00 USD		.00 USD		.00 USD		.00 USD	35.00 USD		.00 USD		.00 USD	.00 USD	35.00 USD
8	**Total Lane**	**74**	**241.00 USD**	**44**	**151.00 USD**	**8**	**18.00 USD**	**0**	**0.00 USD**	**410.00 USD**	**0**	**0.00 USD**	**5**	**10.00 USD**	**0.00 USD**	**420.00 USD**
	.00 USD		.00 USD		.00 USD		.00 USD		.00 USD	.00 USD		.00 USD		.00 USD	.00 USD	.00 USD
	.00 USD		.00 USD	32	64.00 USD		.00 USD		8.00 USD	314.00 USD		.00 USD	32	62.00 USD	.00 USD	376.00 USD
	3.00 USD	9	57.00 USD	5	5.00 USD	3	9.00 USD		.00 USD	81.00 USD		.00 USD		.00 USD	.00 USD	81.00 USD
	.00 USD	5	9.00 USD		.00 USD		8.00 USD		.00 USD	7.00 USD		.00 USD		.00 USD	.00 USD	8.00 USD
	8.00 USD		6.00 USD		8.00 USD		.00 USD		.00 USD	.00 USD		.00 USD		.00 USD	.00 USD	.00 USD
	.00 USD		.00 USD		.00 USD		.00 USD		.00 USD	50.00 USD		.00 USD		.00 USD	.00 USD	50.00 USD
	5.00 USD		.00 USD		5.00 USD		5.00 USD		.00 USD	30.00 USD		.00 USD		.00 USD	.00 USD	30.00 USD
	.00 USD		35.00 USD		.00 USD		.00 USD		.00 USD	35.00 USD		.00 USD		5.00 USD	.00 USD	.00 USD
	35.00 USD	3	5.00 USD		35.00 USD		.00 USD		.00 USD	.00 USD		.00 USD		70.00 USD	.00 USD	.00 USD
10	**Total Lane**	**145**	**492.00 USD**	**41**	**147.00 USD**	**17**	**54.00 USD**	**4**	**8.00 USD**	**701.00 USD**	**1**	**0.00 USD**	**36**	**138.00 USD**	**0.00 USD**	**839.00 USD**
3	.00 USD	6	.00 USD		.00 USD	3	6.00 USD		.00 USD	.00 USD	8	6.00 USD		.00 USD	.00 USD	38.00 USD
3	3.00 USD		3.00 USD	5	5.00 USD		6.00 USD		.00 USD	.00 USD		3.00 USD		.00 USD	.00 USD	7.00 USD
3	.00 USD		6.00 USD	5	60.00 USD		.00 USD		.00 USD	80.00 USD		.00 USD		.00 USD	.00 USD	80.00 USD
3	8.00 USD		6.00 USD		6.00 USD		.00 USD		.00 USD	32.00 USD		.00 USD		.00 USD	.00 USD	32.00 USD
3	.00 USD		.00 USD		.00 USD		.00 USD		.00 USD	.00 USD		.00 USD		.00 USD	.00 USD	.00 USD
3	5.00 USD		.00 USD		.00 USD		.00 USD		.00 USD	.00 USD		5.00 USD		.00 USD	.00 USD	5.00 USD
3	30.00 USD		.00 USD		30.00 USD		.00 USD		.00 USD	30.00 USD		30.00 USD		.00 USD	.00 USD	60.00 USD
3	35.00 USD		35.00 USD		.00 USD		.00 USD		.00 USD	35.00 USD		.00 USD		.00 USD	.00 USD	35.00 USD
13	**Total Lane**	**14**	**82.00 USD**	**26**	**135.00 USD**	**6**	**16.00 USD**	**0**	**0.00 USD**	**233.00 USD**	**12**	**74.00 USD**	**0**	**0.00 USD**	**0.00 USD**	**307.00 USD**
5	.00 USD		.00 USD		.00 USD		.00 USD		.00 USD	.00 USD		.00 USD		.00 USD	.00 USD	.00 USD
5	.00 USD		.00 USD		.00 USD		.00 USD		.00 USD	6.00 USD		.00 USD		.00 USD	.00 USD	6.00 USD
5	3.00 USD		3.00 USD		.00 USD		.00 USD		.00 USD	3.00 USD		.00 USD		.00 USD	.00 USD	3.00 USD
5	.00 USD		8.00 USD		.00 USD		.00 USD		.00 USD	8.00 USD		.00 USD		.00 USD	.00 USD	8.00 USD
5	8.00 USD		8.00 USD		.00 USD		.00 USD		.00 USD	8.00 USD		.00 USD		.00 USD	.00 USD	8.00 USD
5	.00 USD		.00 USD		.00 USD		.00 USD		.00 USD	.00 USD		.00 USD		.00 USD	.00 USD	.00 USD
15	**Total Lane**	**7**	**33.00 USD**	**0**	**0.00 USD**	**1**	**2.00 USD**	**0**	**0.00 USD**	**35.00 USD**	**1**	**0.00 USD**	**0**	**0.00 USD**	**0.00 USD**	**35.00 USD**
7	.00 USD		.00 USD		.00 USD		.00 USD		.00 USD	.00 USD	3	.00 USD		.00 USD	.00 USD	.00 USD
7	.00 USD	87	74.00 USD	33	66.00 USD	7	.00 USD		.00 USD	58.00 USD	3	6.00 USD		.00 USD	.00 USD	504.00 USD

17	3.00 USD		30.00 USD		6.00 USD		.00 USD		3.00 USD	39.00 USD		30.00 USD		.00 USD	.00 USD	69.00 USD
7	.00 USD		.00 USD		.00 USD		.00 USD		.00 USD	.00 USD		.00 USD		.00 USD	.00 USD	8.00 USD
7	5.00 USD		.00 USD		.00 USD		.00 USD		.00 USD	.00 USD		5.00 USD		.00 USD	.00 USD	5.00 USD
17	**Total Lane**	**97**	**204.00 USD**	**35**	**72.00 USD**	**8**	**18.00 USD**	**3**	**7.00 USD**	**301.00 USD**	**138**	**295.00 USD**	**0**	**0.00 USD**	**0.00 USD**	**596.00 USD**
9	.00 USD	6	.00 USD		.00 USD		.00 USD		.00 USD	6.00 USD		.00 USD		.00 USD	.00 USD	6.00 USD
9	3.00 USD		6.00 USD		6.00 USD		.00 USD		.00 USD	.00 USD		.00 USD		.00 USD	.00 USD	.00 USD
19	**Total Lane**	**8**	**18.00 USD**	**4**	**10.00 USD**	**0**	**0.00 USD**	**0**	**0.00 USD**	**28.00 USD**	**0**	**0.00 USD**	**0**	**0.00 USD**	**0.00 USD**	**28.00 USD**
Total	**Total**	**345**	**1,070.00 USD**	**150**	**515.00 USD**	**40**	**108.00 USD**	**7**	**15.00 USD**	**1,708.00 USD**	**152**	**369.00 USD**	**41**	**148.00 USD**	**0.00 USD**	**2,225.00 USD**

Total summary

Revenue-by-lane Report

From:	:00:00 AM	Prepared by:	jencarnacion
To:	30/2020 11:59:59 PM	Generated:	5/1/2020 :54:02 PM
System server:	[1] DBS Central	Extended Income Report:	No
Car park:	[54] South Block		

	Rate	Count VISA	VISA	Count MASTER-CARD	MASTERCARD	Count AMEX	AMEX	Count DISCOV-ER	DISCOVER	Total Count CC	Total Amount CC	Count Cash	Cash	Count Chaser	Chaser	Other	Total Count	Total Revenue
	.00 USD		.00 USD		.00 USD		.00 USD		.00 USD		.00 USD	5	.00 USD		.00 USD	.00 USD	5	.00 USD
	.00 USD	61	522.00 USD	3	6.00 USD	9	58.00 USD	6	.00 USD	399	798.00 USD	31	62.00 USD	37	72.00 USD	.00 USD	566	,132.00 USD
	3.00 USD	7	.00 USD		60.00 USD	5	5.00 USD		3.00 USD	73	9.00 USD		33.00 USD		.00 USD	.00 USD	84	52.00 USD
	.00 USD	7	67.00 USD	5	60.00 USD	5	.00 USD		.00 USD	37	7.00 USD		.00 USD		.00 USD	.00 USD	38	52.00 USD
	8.00 USD	5	.00 USD	3	.00 USD		.00 USD		.00 USD	8	64.00 USD		.00 USD		.00 USD	.00 USD	8	64.00 USD
	.00 USD	6	60.00 USD		.00 USD		.00 USD		.00 USD		.00 USD		.00 USD		.00 USD	.00 USD		.00 USD
	5.00 USD		30.00 USD		5.00 USD		5.00 USD		.00 USD		60.00 USD		30.00 USD		.00 USD	.00 USD	6	90.00 USD
	.00 USD		35.00 USD		.00 USD		.00 USD		.00 USD	3	55.00 USD		.00 USD		5.00 USD	.00 USD	3	60.00 USD
	5.00 USD		.00 USD		5.00 USD		.00 USD		.00 USD		5.00 USD		.00 USD		.00 USD	.00 USD		5.00 USD
	30.00 USD		.00 USD		30.00 USD		.00 USD		.00 USD		30.00 USD		30.00 USD		.00 USD	.00 USD		60.00 USD
	35.00 USD	5	75.00 USD		35.00 USD		.00 USD		.00 USD	6	.00 USD		.00 USD		70.00 USD	.00 USD	8	80.00 USD
	Total	**345**	**1,070.00 USD**	**150**	**515.00 USD**	**40**	**108.00 USD**	**7**	**15.00 USD**	**542**	**1,708.00 USD**	**152**	**369.00 USD**	**41**	**148.00 USD**	**0.00 USD**	**732**	**2,225.00 USD**

MIDTOWN MIAMI
COMMUNITY DEVELOPMENT DISTRICT

11DI

MIDTOWN MIAMI
COMMUNITY DEVELOPMENT DISTRICT

11DII

MIDTOWN MIAMI COMMUNITY DEVELOPMENT DISTRICT

BOARD OF SUPERVISORS FISCAL YEAR 2019/2020 MEETING SCHEDULE

LOCATION

Offices of the CDD, Shops at Midtown Miami, 3401 N. Miami Avenue, Suite 132
2nd floor parking garage, Miami, Florida 33127

DATE	POTENTIAL DISCUSSION/FOCUS	TIME
October 8, 2019 CANCELED	Regular Meeting	2:00 P.M.
November 12, 2019	Regular Meeting	2:00 P.M.
December 10, 2019 CANCELED	Regular Meeting	2:00 P.M.
January 14, 2020 CANCELED	Regular Meeting	2:00 P.M.
February 11, 2020 CANCELED	Regular Meeting	2:00 P.M.
March 10, 2020	Regular Meeting	2:00 P.M.
April 14, 2020 CANCELED	Regular Meeting	2:00 P.M.
May 12, 2020	Telephonic Public Meeting	2:00 P.M.
June 9, 2020	Regular Meeting	2:00 P.M.
July 14, 2020	Regular Meeting	2:00 P.M.
August 11, 2020	Regular Meeting	2:00 P.M.
September 8, 2020	Public Hearing & Regular Meeting	2:00 P.M.